



Pricing Guide

CA Version February 2025.1

Table of Contents

Introduction

04	– Corporate Commitment Statement
05	– Design for Environment Statement
06	– General Information
07	– General Information
10	– Freight Program
11	– Graded-In Cryptons & Vinyls
38	– Unsuitable Cryptons & Vinyls
39	– Recommended Fabrics for Attessa Curved and Valet
423	– Finishes

Metal Seating

42	– Accent
73	– Integrity
97	– Jensen
260	– Kite
65	– Legend
60	– Marathon
113	– Oasis
53	– Quantum
115	– Spry
82	– Vista II

Lounge Seating

143	– Abrazo
221	– Attessa
192	– Carson
187	– Cassia
258	– Charleston
181	– Clover
201	– Flora
195	– Huxley
247	– Jensen
255	– Kalarne
148	– Podium
184	– Riviera
244	– Rochester
237	– Rosetta
169	– Valet
178	– Verity
252	– Verona

Wood Seating

123	– Marna
136	– Onward
129	– Vista

Bench Seating

198	– Huxley
79	– Integrity
109	– Jensen
127	– Marna
140	– Onward
121	– Porto
94	– Vista II

Recliners

267	– Carson
264	– Oasis
262	– Verity

Patient Seating

146	– Abrazo
76	– Integrity Highback
107	– Jensen Highback
70	– Legend Rocker
92	– Vista II Highback

Dining

363	– Rise
366	– Table, Disc Base

Stools

352	– Laboratory
348	– Physician

Occasional Tables

47	– Accent
48	– Accent
233	– Attessa
369	– Bali
382	– Bora
409	– Capri
190	– Cassia
191	– Cassia
359	– Gem
199	– Huxley
81	– Integrity
418	– Iris
111	– Jensen
72	– Legend
64	– Marathon
142	– Onward
404	– Pavilion
59	– Quantum
395	– Resilia
135	– Vista
96	– Vista II
361	– Zurich

Other

289	– Summit
-----	----------

Overbed Tables

328 – Eclipse

330 – Olsen

339 – Split-Top

337 – Transcend

335 – Victory

Sleepers

283 – Carson

273 – Podium

287 – Rochester

285 – Strada

271 – Verity

Casegoods

309 – Gibraltar

300 – Kindred

318 – Royale

Exam and Treatment Tables

341 – Examination

343 – Power Examination

345 – Treatment

Bed Accessories

327 – Bed Frame/ Box Spring

325 – Mattress

326 – Mattress

Children's Furniture

49 – Accent Jr.

234 – Attesa Jr.

Casework

291 – Ventura

Stance Healthcare is a family owned business with a strong commitment to maintaining the highest possible standards in all that we do. We are always vigilant to be as fair as possible with our customers, employees and our manufacturing partners.

In subscribing to the highest possible level of customer satisfaction, we promise to:

- Build all products to the highest level of quality
- Stand behind our products, and resolve issues without delay
- Maintain consistent lead times, and honor promised delivery dates to the best of our ability
- Maintain clear and open communication with all customers, employees and manufacturing partners
- Maintain continuous product innovation and improvement
- Provide friendly and expedient customer service at all times
- Provide after-sale service and support whenever required
- Listen to the concerns and needs of our customers, employees and manufacturing partners
- Keep in tune with the changing requirements in the healthcare market

We believe that our future success will be determined by our strong personal and corporate commitment to the standards listed above.

Our efforts to reduce the environmental impact of our products begin during the design and development phase. Whenever an existing product is changed, or a new one is being developed, we will take into account the environmental impact of materials chosen; including their origin, use of our products, and end-of-life recovery options.

Employing this concept, we will give preference to renewable, recycled, recyclable and biodegradable materials and will also make design considerations to conserve raw materials, water and energy.

Each design prototype must be assessed by the Stance Healthcare Design for Environment (DfE) Program during product realization prior to the actual manufacture of the final product. This tool assesses the environmental performance of both the proposed product itself and the processes that would be used to manufacture it. At a minimum this analysis must consider the following DfE elements:

- Renewable materials
- Recycled materials
- Recyclable and biodegradable materials
- End of life management
- Water management
- Energy efficiency

DfE is an iterative process: Output generated from the analysis of each design prototype using the Stance Healthcare DfE Program must inform the next generation of the design process until the desired environmental performance of the final product is achieved.

General Information

ORDERING INFORMATION –

Please forward purchase orders to:

Stance Healthcare Inc.
45 Goodrich Drive
Kitchener, Ontario, Canada N2C 0B8

Phone: 877-395-2623 | e-mail: sales@stancehealthcare.com

For expedient order processing, please ensure Purchase Order includes:

- Company name, address, and telephone number
- Order contact name, telephone number, and email address
- Stance Healthcare Quote number (if applicable)
- Purchase Order number
- Ship To address (with special instructions including receiving hours, liftgate requirement, etc.)
- Ship To contact name and telephone number
- Requested ship date
- Complete product details including Stance Healthcare item number, finish and fabric selections
- Accurate Net Dealer pricing
- C.O.M. tracking details (if applicable)

If purchasing off contract, please also ensure all applicable information is included (name of contract, contract number, Dealer of Record, end user name, etc.)

All clean orders received will be acknowledged via email. Customer must check order acknowledgment for accuracy and notify Stance Healthcare of any discrepancies within 24 hours, otherwise acknowledgment constitutes a final agreement between Stance Healthcare Inc. (Stance) and the customer.

Orders may be placed by authorized Stance dealers only. Distribution of the price list does not in itself constitute an offer to sell.

DELIVERY AND FREIGHT INFORMATION –

All North American shipments are DDP (Delivered Duty Paid) unless other arrangements are agreed upon. Stance reserves the right to select the most appropriate carrier and routing on all shipments. Stance carriers provide one free hour for offloading product, depending on the size of the order, after which waiting charges will apply and will be billed accordingly. Shipment may deliver up to seven (7) days in advance of the acknowledged ship date. If customer requests a specific carrier, shipments will be made freight collect at customer's expense. Please review the Stance [Freight Program](#) for details on how freight charges are calculated.

All deliveries from Stance require a loading dock. Dock must be able to accommodate a 53-foot trailer. Minimum 4 hour delivery window required, within standard business hours of 9am to 5pm. If delivery location requires a liftgate, forklift, and/or is limited access/residential delivery, please notify Stance at time of order. Additional freight charges will apply for liftgate, limited access/residential delivery, rerouting from original destination, refused/returned freight, detention fees, driver labor costs, weekend delivery, and all other extraordinary deliveries. Direct-to-site shipments must be discussed with Stance to determine site accommodations, at which point additional charges may be applicable. Stance reserves the right to amend and invoice freight charge based on special shipping arrangements required.

Contact sales@stancehealthcare.com for more information.

DAMAGE AND FREIGHT CLAIMS –

All Stance furniture products are carefully inspected and cartoned by trained personnel before they leave the factory. Record damages and/or shortages on the bill of lading and freight bill. Sign only for the items you receive and do not accept the shipment until all shortages are noted on both the bill of lading and the freight bill. If receiver gives the delivering carrier a clear receipt, Stance will bear no further responsibility.

Claims for concealed damages must be made to Stance within ten (10) calendar days of delivery. Contact sales@stancehealthcare.com. Retain all shipping cartons and inner packing for inspection and do not move the damaged merchandise from the receiving location. Stance will not be liable for concealed damages after 10 business days if cartons are not opened within that time.

PRICING –

All prices shown in this price book are list prices and are subject to change without notice. Pricing will only be held as long as standard lead times unless previously registered and agreed upon. Should an order be placed with an extended lead time, the order will be subject to pricing in effect at time of shipment and may require an up-front deposit to secure the desired ship date.

PAYMENT TERMS –

Payment terms are net 30 days. Pricing does not include state or provincial taxes. Payment by credit card will be considered on a per order basis. If invoice is not paid in full within 30 days, a late payment charge of 1% per month (12% per annum) will be applied on overdue invoices.

General Information

ORDER CANCELLATIONS –

After an order has been acknowledged and placed into production, cancellations cannot be accepted without the consent of Stance Healthcare Inc. In the case of an order cancellation, customer will be invoiced for the full cost of fabric and may also be invoiced a cancellation fee of no less than 20% of the value of the customer's Purchase Order. Stance reserves the right to charge additional "work in progress" fees as well. Cancellations must be made in writing to the factory. Please note special orders are not subject to cancellation.

AMENDED SHIP DATES AND STORAGE CHARGES –

Requests to change the acknowledged ship date (for instance, moving out an order) must be requested in writing a minimum of six (6) weeks prior to acknowledged ship date. Contact sales@stancehealthcare.com. Stance is unable to accept such requests within six (6) weeks of the acknowledged ship date.

Due to space constraints, shipments cannot be held or stored beyond (5) days.

Stance reserves the right to apply a storage fee of 2.5% per day if customer requires the order be held past the acknowledged ship date, to a maximum of (5) days.

REPAIRS AND RETURNS –

If repairs are required for any reason, Stance must be notified in advance of repair completion. Stance will bear no responsibility for repairs completed without prior written approval and customer will not be eligible for reimbursement. Note that unapproved repairs will void all warranties.

Sales are considered final but in the event of a shipping error, duplicate shipments, processing error, etc., product will be accepted for return only with a signed Return Authorization (RA) from Stance. Contact sales@stancehealthcare.com for return eligibility evaluation. Product approved for return must be returned properly packaged in the original factory cartons. Carton must be clearly labeled with the RA number. Freight responsibility and arrangements will be determined during the RA process.

All merchandise must be returned within thirty (30) calendar days of the RA date to be eligible for refund/credit. Freight damage, signs of usage, missing parts, etc. will be adjusted on any credits issued.

FABRIC EVALUATION –

Fabrics must be tested and approved for application on all Stance products. Please contact sales@stancehealthcare.com for information on the evaluation process and/or to confirm if the specified pattern is approved before order is placed. Because every fabric specification is different and application for use must be taken into consideration, Stance shall not be held responsible in any manner for wrong specification of fabric for tailoring, wear, durability, or light fastness. Refer to Stance's Warranty for more.

CUSTOMER'S OWN MATERIAL –

Customer supplied materials must be shipped prepaid to Stance Healthcare Inc. and must be accompanied by a CUSMA Certificate of Origin (formerly known as NAFTA) and a commercial invoice as required by Canada Customs. Commercial invoice must clearly indicate the description of the fabric, including the makeup or content, the selling price, and the country of origin. Please contact our customer service at 877-395-2623 should you have any questions related to Canada Customs requirements.

COM materials must be received at least two weeks prior to the acknowledged ship date in order to avoid any delays.

COM material must be clearly identified with the following information:

- Fabric name and color
- Customer name
- Purchase order number

Stance Healthcare Inc. reserves the right to refuse to use any COM materials that we feel will compromise the integrity of our products.

All COM's are cut "up the roll" unless otherwise specified by the customer. Stance Healthcare will not be responsible for incorrect application of COM materials, unless we have been provided with application instructions by the customer.

Stance will retain COM fabrics for a maximum of **six months**. After this period, any remaining fabrics will be **disposed of**, unless there is an order.

General Information

FABRIC REPEATS –

Unless otherwise stated, fabric rolls are assumed to be a minimum of 54" wide. The following chart is used to calculate the extra yardage required for fabrics with a repeat.

Repeat (inches)	Up the Roll	Across the Roll
1 – 5"	15%	10%
6 – 9"	25%	15%
10 – 13"	30%	20%
14 – 20"	35%	25%
21 – 27"	40%	30%
Over 28"	45%	40%

FABRIC GRADES –

Refer to the fabric listings on pages 8–39 to determine fabric grades for all cryptons and vinyls from Stance Healthcare's preferred partners. Stance Healthcare Inc. will also grade-in fabrics from most other suppliers, upon request.

Different fabrics may be specified on the seat and on the back. In this case, use the higher grade of the two. No additional upcharge applies.

ESTABLISHMENT LICENSE –

The following products are considered a Class 1 Medical Device product by Health Canada. If you are selling them to a healthcare establishment located in Canada which provides medical treatment to the public you must hold an Establishment License issued by Health Canada.

- Treatment and Exam tables
- IV pole (sold as an accessory with our Recliners)

LIMITED LIFETIME WARRANTY –

Stance Healthcare Inc. (Stance) is committed to Improving Lives by Design and to support this mission, we are pleased to warrant that our products are free from defects in materials and workmanship for the life of the product, except as noted below. Stance warrants to the original purchaser beginning from the date of product shipment.

EXCEPTIONS –

5 Years – Stacking chairs, seating components including controls and adjustment mechanisms, exposed wood frames, height adjustment/reclining mechanisms and pneumatic cylinders, wood veneer and low pressure laminate (LPL) surfaces, urethane and wood edge treatments, seating foam, upholstery and tailoring.

3 Years – Electrical components and power supplies, furniture designed for outdoor use, ballasts, casters, replacement parts, mattresses, and glides. Due to varying flooring materials and our inability to test on all flooring types, Stance assumes no

responsibility for floors damaged by glides. For questions regarding glides, or to request specific glides, contact Customer Service.

Fabric – Stance bears no responsibility for defects of any kind in upholstery materials such as shrinkage, stretching, wrinkling, puddling, color fastness or any other defect occurring as a result of normal "wear and tear" of textiles. Certain textiles have content that make them susceptible to puddling and wrinkling, which Stance cannot control. Environmental factors like humidity, temperature, and changes in weather can affect textiles and Stance bears no responsibility for defects caused as a result of these conditions.

Upholstery materials applied to products manufactured by Stance are subject to the specific warranties, if any, of their manufacturers. Because every fabric specification is different and application for use must be taken into consideration, Stance shall not be held responsible in any manner for wrong specification of fabric for tailoring, wear, durability, or light fastness.

EXCLUSIONS –

Warranty does not apply to product failure or loss resulting from:

- Normal wear and tear.
- Failure to apply, install or maintain products according to published Stance or manufacturer instructions and guidelines.
- Abuse, misuse, neglect or accident.
- Unauthorized alteration or modification of the product.
- Products exposed to extreme environmental conditions or improper storage.
- Substitution of any unauthorized components that are integral to the performance of the product.

Warranty does not cover:

- Replacement parts; such are covered for 3 years not to exceed the balance of the original warranty.
- Natural variations in wood grain, color, or texture or the presence of character marks.
- Customer's own materials including, but not limited to: solid surfaces, laminates, textiles and upholstery materials, leathers, wood and wood veneers. These materials are subject to the original manufacturer's warranties only.
- Marks, scars, or wrinkles occurring naturally in leather.
- Changes in surface finishes including colorfastness, due to aging or exposure to light.

General information

- Damage, marking, or staining due to contact with rubber or similar compounds.
- Damage from sharp or foreign objects or imprinting from writing instruments.
- All laminate finishes, surfaces and painted products; such are covered by the original manufacturer's warranties.
- Products purchased "as is," used or second-hand.
- Products sold by unauthorized dealers or installers.
- Product modifications which are outside of standard product's worst-case test scope.

In addition to our standard furniture offering, Stance also manufactures custom product solutions for specific needs. Custom product solutions are warrantied for a period of one (1) year against defects in materials of workmanship.

Regular care and maintenance of all furniture items by the customer is an essential condition of the Stance warranty. It should be noted that all screws, nuts, bolts etc. must be checked on a regular basis. Damage, fracture or other failure of Stance furniture due to lack of maintenance is not warrantable and will be charged according to Stance Terms & Conditions of Sale.

Under this warranty, if a product fails during normal use during the warranty period as a result of a defect in materials or workmanship, Stance will, at its sole discretion, either repair or replace the product free of charge. If Stance determines the repair or replacement of the product(s) is not commercially practical, Stance may choose to refund the purchase price of the affected product. Stance reserves

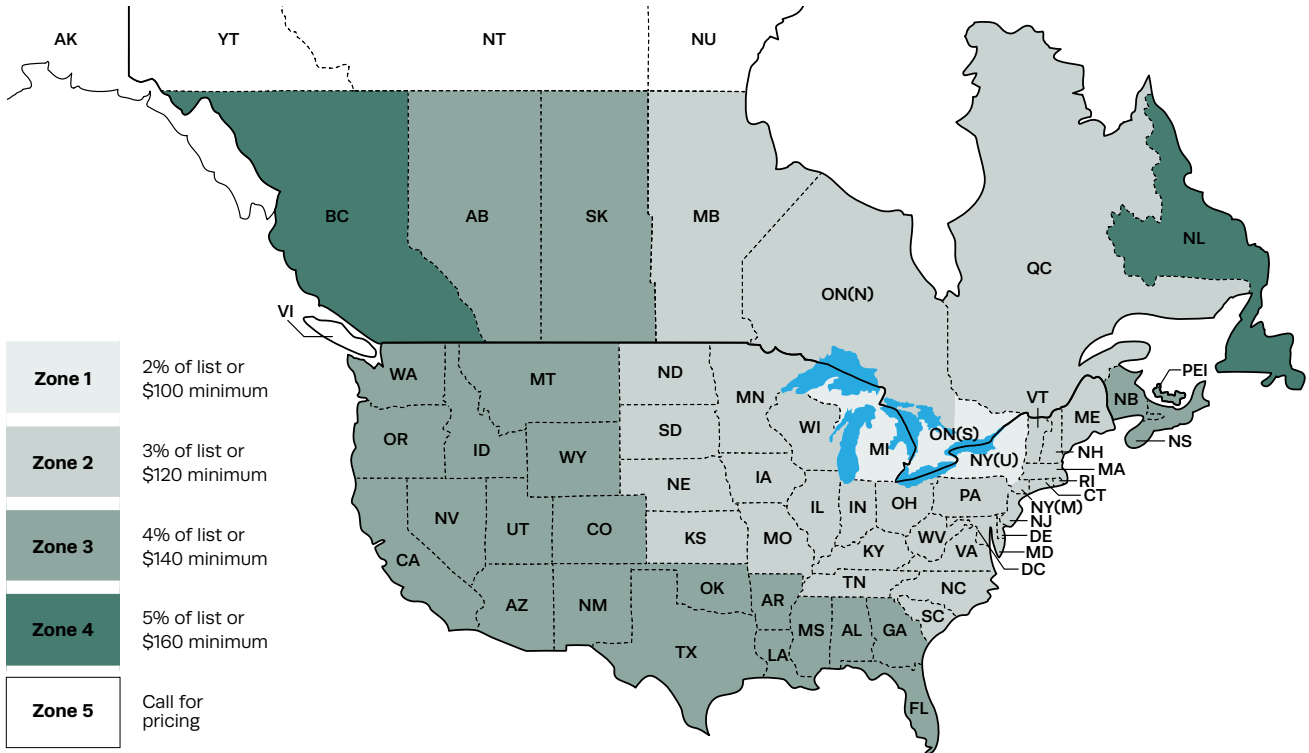
the right to decide whether to repair and/or replace any product/s that are deemed to be covered by their warranty and the decision by Stance is final. This warranty applies to products purchased on or after January 1, 2024. For products purchased prior to January 1, 2024, please refer to the warranty terms and conditions in effect at that time.

Return freight charges incurred under warranty claims will be paid by Stance provided that the customer received written authorization and shipping instructions from Stance to proceed with the return. Stance reserves the right to request that the damaged product be returned prior to granting a remedy.

This warranty is non-transferable and valid to the End User only. Warranty is enforceable only if products were acquired and installed by Stance or one of its Authorized Resellers. End User means the final purchaser acquiring a product from Stance or a Stance Authorized Reseller for the purchaser's own use and not for resale, remarketing or distribution. A "Stance Authorized Reseller" means any dealer that (i) is duly authorized by Stance to sell the product, (ii) is legally permitted to conduct business in the jurisdiction where the product is sold, and (iii) sells the product new and in its original packaging.

THIS LIMITED WARRANTY IS THE SOLE REMEDY FOR PRODUCT DEFECT AND NO OTHER EXPRESS OR IMPLIED WARRANTY IS PROVIDED, INCLUDING BUT NOT LIMITED TO ANY IMPLIED WARRANTIES OF MERCHANTABILITY OR FITNESS FOR A PARTICULAR PURPOSE. STANCE SHALL NOT BE LIABLE FOR ANY CONSEQUENTIAL, INDIRECT, SPECIAL, PUNITIVE OR INCIDENTAL DAMAGES.

Freight Program



UNITED STATES –			CANADA –		
		ZONE			ZONE
AL	Alabama	3	MT	Montana	3
AK	Alaska	5	NE	Nebraska	2
AZ	Arizona	3	NV	Nevada	3
AR	Arkansas	3	NH	New Hampshire	2
CA	California	3	NJ	New Jersey	2
CO	Colorado	3	NM	New Mexico	3
CT	Connecticut	2	NY(U)	New York (Upstate)	1
DE	Delaware	2	NY(M)	New York (Metro)	2
DC	District of Columbia	2	NC	North Carolina	2
FL	Florida	3	ND	North Dakota	2
GA	Georgia	3	OH	Ohio	2
HI	Hawaii	5	OK	Oklahoma	3
ID	Idaho	3	OR	Oregon	3
IL	Illinois	2	PA	Pennsylvania	2
IN	Indiana	2	RI	Rhode Island	2
IA	Iowa	2	SC	South Carolina	2
KS	Kansas	2	SD	South Dakota	2
KY	Kentucky	2	TN	Tennessee	2
LA	Louisiana	3	TX	Texas	3
ME	Maine	2	UT	Utah	3
MD	Maryland	2	VT	Vermont	2
MA	Massachusetts	2	VA	Virginia	2
MI	Michigan	1	WA	Washington	3
MN	Minnesota	2	WV	West Virginia	2
MS	Mississippi	3	WI	Wisconsin	2
MO	Missouri	2	WY	Wyoming	3
			AB	Alberta	3
			BC	British Columbia	4
			MB	Manitoba	2
			NB	New Brunswick	3
			NL	Newfoundland and Labrador	4
			NT	Northwest Territories	5
			NS	Nova Scotia	3
			NU	Nunavut	5
			ON(N)	Ontario (Northern)	2
			ON(S)	Ontario (Southern)	1
			PEI	Prince Edward Island	3
			QC	Quebec	2
			SK	Saskatchewan	3
			VI	Vancouver Island	5
			YT	Yukon Territory	5

- Some exceptions may apply
- This policy applies to single shipments to 1 x United States / Canadian location
- A surcharge may apply to shipments where delivery is requested for a specific day/time
- Blanket wrap option is available upon request. Additional charges apply, please call for pricing
- If required, Stance will provide storage, once an order is completed, for up to five (5) calendar days at no charge. Any order requiring storage beyond five (5) calendar days will be subject to a storage fee

Graded-In Cryptons & Vinyls

Patterns listed in alphabetical order and are subject to change due to unavailability or discontinued at any time.

PATTERN –	GRADE –	SUPPLIER –
57 Chevron	6	Architex
78 RPM	3	Architex
A New Twist	4	Anzea
Abaco	2	J Ennis
Abbey	3	Mayer
Abbey	4	Morbern
Abbey Road	5	Architex
Abbott	1	J Ennis
Abeam	5	Momentum
Aberdeen	6	Arc Com
Abilene	1	J Ennis
Abstract	6	CF Stinson
Acacia	1	J Ennis
Academy	3	Burch
Accolade	4	Burch
Ace	3	CF Stinson
Ace	3	Momentum
Acoustic	8	Momentum
Acrobat	6	CF Stinson
Acrobat	4	Momentum
Adagio	4	CF Stinson
Adare Manor	3	Architex
Added Amenities	1	Anzea
Adler	5	Designtex
Adler	2	Mayer
Admiral	5	Architex
Adorn	2	J Ennis
Aegean	8	Maharam
Aero	2	CF Stinson
Aerotex	2	J Ennis
Affinity	5	Architex
Affinity	5	CF Stinson
Aficionado	5	Architex
Agora II	4	Momentum
Ainsley	4	CF Stinson
Air Knit 60	2	J Ennis
Air Waves	1	Anzea
Airy	7	Designtex
Alameda	1	Anzea
Alamo	1	CF Stinson
Alcazar	5	Designtex
Alexandria	3	Anzea
Alfresco	2	Burch
Alfresco	5	CF Stinson
All Seasons FR	2	Mayer
Allante	3	Burch

PATTERN –	GRADE –	SUPPLIER –
Allante FR	3	Morbern
Allure	6	Architex
Almanac	8	Momentum
Alphabet	4	Designtex
Alpine	6	Arc Com
Amagansett	7	Architex
Amalfi	2	Burch
Amalfi	4	Mayer
Amarillo	1	J Ennis
Amathus	3	Panaz
Ambiance	4	Arc Com
Ambient	5	Burch
Amenity	3	Architex
Amenity II	6	Momentum
Americas Cup	4	Architex
Amplify	2	CF Stinson
Amuse	4	Momentum
Analog	8	Maharam
Andromeda	3	Arc Com
Andromeda	5	Architex
Anemone	5	Architex
Angle	5	Arc Com
Animal	5	Architex
Ankara	5	Mayer
Annex	4	Burch
Annual	7	Architex
Anthology CV	4	Momentum
Antico	6	Architex
Antigua	5	CF Stinson
Antique	4	Burch
Antique	3	Mayer
Antoinette	1	J Ennis
Aperture	3	Architex
Apex	3	J Ennis
Apex	7	Maharam
Aphrodisiac	5	Architex
Apollo	5	Arc Com
Apollo Silicone	6	Mayer
Appleseed	7	Designtex
Apprentice	2	CF Stinson
Apt	8	Maharam
Arabesque	5	Arc Com
Arbor	3	CF Stinson
Arc	3	Morbern
Arcade	4	Mayer
Archer	3	CF Stinson

Graded-In Cryptons & Vinyls

Patterns listed in alphabetical order and are subject to change due to unavailability or discontinued at any time.

PATTERN –	GRADE –	SUPPLIER –	PATTERN –	GRADE –	SUPPLIER –
Archer	7	Momentum	Balance	8	Architex
Ardent	2	CF Stinson	Balance	3	Mayer
Argyle	2	Burch	Balcony	5	Architex
Arioso	5	CF Stinson	Bali	4	Burch
Aristo	4	Morbern	Bali	2	Mayer
Arlie	1	J Ennis	Ballad	3	Burch
Arlo	1	J Ennis	Baltic- O	8	Anzea
Arlo	4	Maharam	Bamboozled	4	Architex
Armanish	1	Anzea	Bandwidth	4	Burch
Armature	6	CF Stinson	Bandwidth	5	CF Stinson
Arne	5	Designtex	Bandwidth II	6	Momentum
Array	6	Architex	Bangle	2	Momentum
Array	1	J Ennis	Banter	1	J Ennis
Article	4	Maharam	Banter	8	Momentum
Artifact	4	Burch	Banyan	2	CF Stinson
Artisan	3	CF Stinson	Barcelona Crypton	4	Designtex
Artisanal	4	Momentum	Bargello	8	Architex
Ascend	5	Momentum	Bari	5	CF Stinson
Ascent	1	J Ennis	Bark Cloth	7	Designtex
Aspect	4	Designtex	Barnard	8	Architex
Astor	4	Arc Com	Basic	1	Mayer
Astoria	5	Burch	Basis	2	Burch
Astronomy	6	Architex	Batik	5	Burch
Athena	6	Anzea	Batik	6	CF Stinson
Athena	6	Arc Com	Bauble	6	Architex
Atlas	4	Arc Com	Baxter	4	Architex
Atlas	8	Maharam	Baxter	4	CF Stinson
Atmosphere	2	Arc Com	Bayside	7	Architex
Atomic	7	Arc Com	Bazaar	3	Burch
Atria	7	Designtex	Beach Blanket	6	Anzea
Attache'	2	CF Stinson	Beachcomb	5	Architex
Attire	5	Maharam	Beacon	4	Burch
Aura	3	Arc Com	Beaucoup	3	Architex
Aura	5	Architex	Beck	6	Maharam
Aureole	1	J Ennis	Beckett	1	Anzea
Aurora, 1985	8	Maharam	Beehive	3	Architex
Autobahn	4	Architex	Beeline	3	Burch
Avant	2	CF Stinson	Beeline	2	Momentum
Aventura	5	Architex	Beep	3	Momentum
Awaken	3	Architex	Beguiled By The Wild	7	Designtex
Axis	7	Arc Com	Belize	5	Mayer
B and B	4	Architex	Bellhop	1	Anzea
Baby Bear	6	Anzea	Belmont	5	Mayer
Bacci	7	Anzea	Berceuse	1	J Ennis
Badlands	4	Architex	Bergerac	5	Architex
Bal Harbour	5	Architex	Berkshire	4	Architex

Graded-In Cryptons & Vinyls

Patterns listed in alphabetical order and are subject to change due to unavailability or discontinued at any time.

PATTERN –	GRADE –	SUPPLIER –	PATTERN –	GRADE –	SUPPLIER –
Berkshire Collection	3	LDI	Bocce	6	Arc Com
Bermuda	6	Architex	Boheme	4	Architex
Beryl	6	Maharam	Boheme	6	Momentum
Bespoke	5	Burch	Boho	3	Burch
Bespoke	4	CF Stinson	Bolero	3	Mayer
Beta	3	Momentum	Bombora	6	Architex
Bevel	5	Burch	Bon Bon	4	Burch
Bewitch	2	J Ennis	Bond	7	Maharam
Biarritz	4	Architex	Bond	5	CF Stinson
Big Bang	4	Anzea	Bondi	1	J Ennis
Big Bird	5	Architex	Bonnie	4	Anzea
Big Dot	7	DesignTex	Boom II	4	Momentum
Big Game	5	Architex	Boomerang	1	Anzea
Big Texture	8	DesignTex	Boomerang	7	CF Stinson
Bijou	3	Architex	Boomerang	1	J Ennis
Bijou	5	CF Stinson	Boost	1	J Ennis
Billiard	3	Burch	Borderline	5	CF Stinson
Billiard Cloth	5	DesignTex	Borders	7	Momentum
Billiard Panel	4	DesignTex	Boston	5	Architex
Billow	7	Architex	Botanica	5	Burch
Birdie	6	Architex	Botany	5	Mayer
Birdseye	4	DesignTex	Bouclé	3	Burch
Biscayne	8	Architex	Boucle	5	Architex
Biscotti	2	J Ennis	Boucle Houndstooth	6	DesignTex
Bistro	1	J Ennis	Boucle Two Way	4	CF Stinson
Bitdrift	8	DesignTex	Boudoir	4	Architex
Blair	1	J Ennis	Boundary	5	Maharam
Blink Ombre	4	CF Stinson	Box Chain	2	CF Stinson
Blip	2	CF Stinson	Boxcar	2	Momentum
Bliss	4	Architex	Bozeman	3	Architex
Bliss	6	CF Stinson	Brandon	1	J Ennis
Block Petal	6	Arc Com	Bravo II	5	Momentum
Blockbuster	1	Anzea	Brayer Flower	7	Arc Com
Bloom	3	Anzea	Brazos	6	Anzea
Bloom	1	J Ennis	Brera	2	Architex
Bloom	8	Mayer	Breton	5	CF Stinson
Blossoms Time	7	Momentum	Brick and Mortar	3	Architex
Blueprint	1	Mayer	Bridgadoon	1	Anzea
Bluff	5	Maharam	Brigadoon, 1988	4	Maharam
Boa	6	Anzea	Brigantine	5	Architex
Boardwalk	4	Arc Com	Brilliance	2	Architex
Boardwalk	8	Architex	Brilliant	3	CF Stinson
Bob	1	Anzea	Brindle	4	Maharam
Bobbin	3	Architex	Brink	6	Momentum
Bobby	2	Momentum	Brio	7	Maharam
Boca	1	J Ennis	Brisa	6	Ultra Fabrics

Graded-In Cryptons & Vinyls

Patterns listed in alphabetical order and are subject to change due to unavailability or discontinued at any time.

PATTERN –	GRADE –	SUPPLIER –	PATTERN –	GRADE –	SUPPLIER –
Brisa Distressed	6	Ultra Fabrics	Camellia	8	Architex
Brisa Forecast	7	Ultra Fabrics	Campana	8	Maharam
Brisa Frontier (Distressed)	7	Ultra Fabrics	Cancan	5	Architex
Brisco	3	Architex	Candid	1	J Ennis
Brisk	7	Momentum	Candor	1	J Ennis
Brit	4	CF Stinson	Cane	6	Architex
Britannia	5	Architex	Cannon Beach	7	CF Stinson
Brixton	6	CF Stinson	Canopy	5	Burch
Broadband	6	CF Stinson	Canopy	5	Maharam
Broadcast	4	Maharam	Canter	2	Momentum
Brompton	3	Architex	Canyon	3	Anzea
Bronco	5	Arc Com	Canyon	2	Burch
Bronte	5	Anzea	Cape Town	5	Architex
Brushed Flannel	4	Designtex	Caper	5	Maharam
Brushwork	6	CF Stinson	Capote	1	Anzea
Bryn Mawr	8	Architex	Capri	5	Anzea
Bubblerrake	5	CF Stinson	Capri	2	Burch
Buccaneer	5	Architex	Captiva	1	J Ennis
Buenos Aires	5	Architex	Captivate	2	J Ennis
Buffer	7	Maharam	Capture	1	J Ennis
Build	4	Momentum	Caracas	6	Architex
Building Blocks	1	Anzea	Caravan	3	Momentum
Building Blocks	7	Designtex	Carbon	1	J Ennis
Bungalow	1	J Ennis	Cardigan	5	Architex
Burkina	6	Arc Com	Caressa FR	2	Mayer
Burkshire	3	CF Stinson	Carnival	5	Arc Com
Burkshire FAR	4	J Ennis	Carousel	6	Mayer
Burlington	4	Architex	Carrara	3	Burch
Burrard Ground Cloth	7	Designtex	Carrara	2	J Ennis
Buzz	7	Maharam	Carson	1	J Ennis
Bye Bye Birdie	5	Anzea	Carson	2	Momentum
Cabaret	1	J Ennis	Casanova	1	J Ennis
Cabi	1	J Ennis	Cascade	1	J Ennis
Cabin	7	Architex	Cashmere	3	Burch
Cadence	5	Arc Com	Cashmere II	4	Momentum
Cadet	3	Panaz	Caspian	2	CF Stinson
Calabasas	4	Architex	Caspian	3	Mayer
Calais Stripe	7	Arc Com	Cassidy	2	CF Stinson
Caledonian	3	Architex	Catalina	5	CF Stinson
Calero	2	J Ennis	Catalina Cruise	7	Anzea
California Collection	3	LDI	Catalyst	1	J Ennis
Calypso	4	Burch	Catch Me If You Can	6	Architex
Calypso	5	Maharam	Catwalk	6	Anzea
Calyx	7	Architex	Catwalk	4	Architex
Camber	7	Momentum	Catwalk	3	Mayer
Cambria	1	J Ennis	Cavo	8	Arc Com

Graded-In Cryptons & Vinyls

Patterns listed in alphabetical order and are subject to change due to unavailability or discontinued at any time.

PATTERN –	GRADE –	SUPPLIER –	PATTERN –	GRADE –	SUPPLIER –
Central	5	Momentum	Chimera	7	Anzea
Centric	4	Mayer	Chindi	6	Architex
Centric	7	Momentum	Chipper	7	Momentum
Centring Stripe	6	Arc Com	Chit Chat	5	Momentum
Ceramica	6	Arc Com	Chopsticks	3	Mayer
Ceremony	6	CF Stinson	Chorus	4	Burch
Cetus	5	Architex	Chroma	4	Arc Com
Chain Link	4	Architex	Chroma	4	CF Stinson
Chaise	4	Architex	Chromatic	7	Momentum
Chalet	8	Maharam	Chronicle	6	Architex
Challenger	1	J Ennis	Chronicle	4	Burch
Chambray	7	Architex	Chunky Tweed	8	Designtex
Chambray	2	Burch	Ciao	1	J Ennis
Chamea II	3	Burch	Cinema	4	Burch
Chamea II	3	J Ennis	Cinema	6	CF Stinson
Chameleon	5	Maharam	Cinema	4	Morbern
Chamomile	4	Architex	Cipher	1	Mayer
Chamonix Crypton	4	Designtex	Circle Point	6	Maharam
Champagne	5	Architex	Circles	1	Anzea
Champion Drapery	1	J Ennis	Cirque	7	Arc Com
Chania	2	J Ennis	Cirque	4	CF Stinson
Channel	5	Arc Com	Cirque	3	Mayer
Channel	3	CF Stinson	Citadel	3	CF Stinson
Channel	2	Mayer	Cityscape	5	CF Stinson
Channel	5	Momentum	Cityscape	3	Mayer
Chaos	7	CF Stinson	Civil	6	Momentum
Chaperone	2	J Ennis	Clad Celliant	5	Designtex
Chaps FR	3	Mayer	Clamber	5	Maharam
Charisma	6	Burch	Clang	3	Momentum
Charleston	4	Architex	Clarita	4	Architex
Charlotte	3	Architex	Clarity	4	CF Stinson
Charlotte	3	CF Stinson	Claro	1	J Ennis
Charted Reverse	8	Architex	Classic	8	Architex
Chasm	6	Maharam	Classic	3	Burch
Chateau	6	Burch	Clean Slate	3	CF Stinson
Chateau	1	J Ennis	Cleo	4	Architex
Chauffeur	3	Architex	Cleo	7	Maharam
Cheap Seats	5	Anzea	Climb	7	Momentum
Check	8	Designtex	Clipper	5	Architex
Checker	7	Designtex	Cloud Nine	3	Architex
Cheer	4	Burch	Cloud Nine	3	Burch
Chenille Twist	3	Anzea	Cloud Velvet	4	Designtex
Chenille Waistcoat	4	Architex	Clydesdale	2	Architex
Chequers	3	Mayer	Coachella	4	Architex
Chime	5	Maharam	Coalesce	6	Architex
Chime CV	4	Momentum	Coast	7	Ultra Fabrics

Graded-In Cryptons & Vinyls

Patterns listed in alphabetical order and are subject to change due to unavailability or discontinued at any time.

PATTERN –	GRADE –	SUPPLIER –	PATTERN –	GRADE –	SUPPLIER –
Coastline	4	Arc Com	Cordwood	1	Anzea
Coastline	3	CF Stinson	Core	2	CF Stinson
Coconut Grove	7	Architex	Corinthian	4	Architex
Cocoon	1	J Ennis	Corium	5	CF Stinson
Cocoon	3	Anzea	Cornerblock	1	J Ennis
Coda	5	Momentum	Cornered	3	Anzea
Code	6	Maharam	Corrugation	1	Anzea
Code	1	Mayer	Cosmic Expressions	3	Anzea
Coexist	7	Architex	Cosmopolitan	3	Mayer
Coin	5	Maharam	Cosmos	4	Arc Com
Collage	8	CF Stinson	Cosset	7	Maharam
Collect	4	Momentum	Cotton CV	4	Momentum
Collier	1	J Ennis	Course	4	Burch
Collins Ave	7	Architex	Couture	4	Arc Com
Color Block	7	CF Stinson	Couture	5	Architex
Color Field	4	Maharam	Cove	4	Burch
Colorguard	2	CF Stinson	Cover Cloth	4	Momentum
Colorloop	4	Momentum	Cowtown	5	Anzea
Colorwheel	6	Momentum	Cozy	4	Architex
Column	5	Arc Com	Cozy Cord	3	Maharam
Comeback	1	J Ennis	Cozy Texture	4	Designstex
Community	7	Architex	Craft	6	Architex
Commuter Cloth	3	Maharam	Craze	1	J Ennis
Compass	7	Arc Com	Crazy Horse	4	Architex
Composite	7	CF Stinson	Crepton	3	Architex
Comrade	1	J Ennis	Crescendo	6	Arc Com
Concept Pro	7	J Ennis	Crescendo	5	Architex
Concierge	1	Anzea	Crespo	2	Momentum
Concourse	6	CF Stinson	Crew	4	Architex
Conduit	5	Maharam	Criss Cross	2	CF Stinson
Conga	6	Anzea	Croquet	2	Momentum
Connect	2	CF Stinson	Cross Check	2	Mayer
Connect	4	Maharam	Crosshatch	4	Anzea
Connect	5	Mayer	Crosshatch	3	Burch
Connery	4	Architex	Crossover	3	Architex
Conquest	1	J Ennis	Crossroad	3	Maharam
Continuum 10	2	Mayer	Crossweave	4	Designstex
Contour	4	Arc Com	Crosswind	5	Designstex
Contour	4	Maharam	Crosswise	4	Momentum
Convergence	1	J Ennis	Cruise	7	Architex
Cool Comfort	4	Architex	Crypton Denali	3	J Ennis
Copa	2	Mayer	Crypton Remy	3	J Ennis
Copy Cow	3	Anzea	Crypton Stardust	3	J Ennis
Corddry	5	Architex	Crypton Yates	3	J Ennis
Corded	8	Designstex	Cryptons Are Coming	1	Anzea
Cordovan	4	Momentum	Crystal	4	Arc Com

Graded-In Cryptons & Vinyls

Patterns listed in alphabetical order and are subject to change due to unavailability or discontinued at any time.

PATTERN –	GRADE –	SUPPLIER –	PATTERN –	GRADE –	SUPPLIER –
Cube	7	Momentum	Decka	3	Momentum
Cubism	1	Anzea	Deco District	6	Architex
Cubitt	8	DesignTex	Decode	1	Momentum
Cuddle	6	Anzea	Delano	2	Mayer
Culture	3	Momentum	Delite	2	Maharam
Cumulus	4	Maharam	Delmar	2	Mayer
Cupertino	8	Architex	Delphi	4	Arc Com
Cupid	3	Architex	Demeter	1	J Ennis
Curator	4	Mayer	Demo	4	Burch
Curl	4	Momentum	Denali	4	Burch
Current	7	CF Stinson	Denali	1	J Ennis
Current	5	DesignTex	Denali	5	Mayer
Current	3	Momentum	Depth	7	Maharam
Currents	6	Maharam	Detail	2	CF Stinson
Curve	6	DesignTex	Dexter Epu	3	Momentum
Cush	3	CF Stinson	Diamant	4	Architex
Cutout	3	Momentum	Diamond	1	J Ennis
Cutting Edge	6	Architex	Diamond Rock	7	Anzea
Cycle	4	CF Stinson	Diamonds	1	Anzea
Cycle	6	Maharam	Didi	4	CF Stinson
Cycle	4	Momentum	Discovery	4	Mayer
Dactyl	6	Maharam	Distill	6	Maharam
Dakar	4	Architex	Distressed Texture	8	DesignTex
Dakota	3	Arc Com	District	4	CF Stinson
Dakota	5	Architex	Ditto	4	Burch
Dakota 2	3	Arc Com	Diva	5	Maharam
Damask	1	Anzea	Divert	2	Mayer
Danbury	3	Architex	Division	7	Architex
Dance Party	4	Architex	Divvy	7	CF Stinson
Dante	6	Architex	Docket	8	Momentum
Dapper	3	Burch	Domain	1	J Ennis
Dapple	7	Architex	Domain	5	Momentum
Dart	1	Anzea	Dome CV	3	Momentum
Dart	3	CF Stinson	Donovan	1	J Ennis
Dart	3	Momentum	Dorset	4	Burch
Dash	3	Architex	Dottie	4	Maharam
Dash	2	Momentum	Dovetail	3	DesignTex
Dash	2	Burch	Drama	2	J Ennis
Dash of Color	5	Anzea	Drape	8	Maharam
Day Tripper	5	Maharam	Draper	5	Architex
Daybreak	1	J Ennis	Drawing Lines	8	Momentum
Daydream	3	Architex	Drift	4	CF Stinson
Daytona	6	Arc Com	Drift	7	Momentum
Dazzler	8	Anzea	Drifter	3	Arc Com
Debonair	2	Architex	Drizzle	4	Architex
Debutante	6	Architex	Dublin	3	Architex

Graded-In Cryptons & Vinyls

Patterns listed in alphabetical order and are subject to change due to unavailability or discontinued at any time.

PATTERN –	GRADE –	SUPPLIER –	PATTERN –	GRADE –	SUPPLIER –
Ducky Canvas	1	Anzea	Embellish	4	Mayer
Duel	1	J Ennis	Emblem	8	Designtex
Duet	4	CF Stinson	Embrace	4	Arc Com
Duotone	7	Architex	Emergent	7	Architex
Dupioni	3	Architex	Emerson	3	Arc Com
Durand	7	Maharam	Emit	5	Maharam
Durango	3	Arc Com	Empire	6	Burch
Durango	2	Mayer	Empire Silicone	6	Mayer
Duration	4	Morbern	Empress	3	Arc Com
Duraweave® 10	1	Mayer	Empress 2	3	Arc Com
Dusk	5	Architex	Enamored	3	Architex
Dynamic	6	CF Stinson	Encore	4	Arc Com
Dynasty	5	Arc Com	Encore	4	Burch
Dynasty	5	Burch	Endurance Epu	3	Momentum
Ease	4	Architex	Endurepel Boca	1	J Ennis
Ease	6	Designtex	Endurepel Bondi	1	J Ennis
Eave	5	Maharam	Endurepel Cocoon	1	J Ennis
Ebb	7	Momentum	Endurepel Duel	1	J Ennis
Ebb & Flow	1	Anzea	Endurepel Elizabeth	1	J Ennis
Echelon	5	Architex	Endurepel Foundation	1	J Ennis
Echo	3	Burch	Endurepel Franklin	1	J Ennis
Echo	3	Mayer	Endurepel Fusion	1	J Ennis
Eco Tech	6	Ultra Fabrics	Endurepel Harper	1	J Ennis
Eddy	8	CF Stinson	Endurepel Heavenly	1	J Ennis
Eden	5	Arc Com	Endurepel Jeffery	1	J Ennis
Edge	4	Architex	Endurepel Loft	1	J Ennis
Edison	8	Momentum	Endurepel Louis	1	J Ennis
Editor	3	Mayer	Endurepel Mccoy	1	J Ennis
Edwardian	5	Architex	Endurepel Mia	1	J Ennis
Effervescense	5	CF Stinson	English Leather	4	Architex
Eggs	1	Anzea	English Pub	3	Burch
Ego	2	Momentum	English Pub	3	CF Stinson
Elegant	3	Architex	English Pub FAR	4	J Ennis
Element	4	Architex	English Suede	5	Architex
Elementary	8	Arc Com	Engrave	5	Arc Com
Elevado	6	Arc Com	Enliven	2	Mayer
Elevate	6	Burch	Enmesh	6	Maharam
Elevation	4	Mayer	Ensemble	3	Burch
Eli	3	CF Stinson	Enthusiast	6	Architex
Elite	5	Architex	Entrada	2	CF Stinson
Elizabeth	1	J Ennis	Entwine	5	Maharam
Ellerby	1	J Ennis	Eon	2	Momentum
Ellipsis	6	Maharam	Ephesus	5	Mayer
Elm	4	Maharam	Epic	3	Momentum
Eloquent	4	Architex	Epiphany	3	Architex
Elysium	1	J Ennis	Equal	2	Mayer

Graded-In Cryptons & Vinyls

Patterns listed in alphabetical order and are subject to change due to unavailability or discontinued at any time.

PATTERN –	GRADE –	SUPPLIER –	PATTERN –	GRADE –	SUPPLIER –
Equate	6	Maharam	Faux Bois	6	CF Stinson
Equator	6	CF Stinson	Faux Felt	4	Momentum
Equestrian	5	Architex	Faux Mo	5	Momentum
Equinox	4	Arc Com	Feature	8	CF Stinson
Escapade	2	Architex	Feature	6	Maharam
Escape	3	Burch	Fedora	2	Mayer
E-Scape	8	Anzea	Felicity	1	J Ennis
ESD Vinyl	3	Mayer	Feltro	3	Momentum
Esprit	2	Burch	Fenestra Too!	6	CF Stinson
Essay	7	Momentum	Ferry	5	Maharam
Essence	3	Mayer	Festoon	8	Maharam
Essential	2	CF Stinson	Fiberdrill	4	CF Stinson
Essex	3	Anzea	Fiddlesticks	7	CF Stinson
Estate	4	Burch	Fidget	4	CF Stinson
Estate	4	Burch	Fidget CV	5	Momentum
Etch	5	Arc Com	Figment	5	CF Stinson
Etch	4	Architex	Fiji	5	Arc Com
Etch	5	CF Stinson	Filly	4	Architex
Etch	2	Mayer	Filter	5	Burch
Ethos	4	Architex	Finale	3	Mayer
Etude	6	Momentum	Financier	3	Architex
Euclid	3	CF Stinson	Fine Point Velvet	7	Architex
Euphonia	4	Architex	Finley	4	CF Stinson
Eve	3	Panaz	Finnegan	8	Momentum
Everest	4	Arc Com	Fionna	4	Anzea
Everglades	4	Burch	Firma	8	Maharam
Everywhere Texture	5	Designtex	First Class	3	Anzea
Evo CV	3	Momentum	First Class	6	Architex
Evolution	8	Arc Com	Fishnets	1	Anzea
Evolution	4	Architex	Fitz	5	Mayer
Excel	4	Architex	Five Cities	8	Designtex
Excursion	7	Architex	Fizz	3	CF Stinson
Excursion	1	CF Stinson	Flagship	3	Architex
Explore	7	Momentum	Flair	2	Mayer
Explorer	2	Mayer	Flanders	3	CF Stinson
Expo	2	Momentum	Flannella	6	Architex
Expression	6	Momentum	Flare	7	CF Stinson
Extra Celestial	5	Anzea	Fleck	3	Burch
Fab Four	3	Architex	Fletcher	5	Momentum
Fabiana	5	Architex	Fleur	4	Burch
Facet	8	Designtex	Flex	3	Architex
Facets	3	Maharam	Flex	2	CF Stinson
Factor	6	Maharam	Flex	7	Maharam
Fairfax	2	Burch	Flicker	4	Burch
FanFare	6	Mayer	Flint	2	Burch
Fathom	5	Maharam	Flint	8	Maharam

Graded-In Cryptons & Vinyls

Patterns listed in alphabetical order and are subject to change due to unavailability or discontinued at any time.

PATTERN –	GRADE –	SUPPLIER –	PATTERN –	GRADE –	SUPPLIER –
Flip	5	CF Stinson	Friendship	5	Architex
Flitter	5	Momentum	Friendship Quilt	3	Mayer
Float	3	Momentum	Frollic	5	Architex
Flock	4	Momentum	Front Desk	4	Architex
Flora	2	Arc Com	Frontier	3	Arc Com
Flora	4	Mayer	Frontier	4	Burch
Florentine	1	Anzea	Fulton	3	Anzea
Florentino	2	Mayer	Function	3	Mayer
Flourish	7	Architex	Furrow	1	Mayer
Flow	3	Architex	Furstenberg	2	Architex
Flower Market	5	Architex	Fuse	2	CF Stinson
Flower Power	6	Maharam	Fuse	2	Momentum
Fluent Cryton	8	Maharam	Gabardine	2	Burch
Flux	8	Momentum	Gabby	2	CF Stinson
Focal	1	Momentum	Gala	5	Burch
Focus	7	Anzea	Gale	5	Designtex
Foiled	4	Architex	Galileo	5	CF Stinson
Fold	8	Maharam	Galleon	4	Architex
Foliage	4	Mayer	Galveston	3	Mayer
Folio	3	Architex	Galway	3	Architex
Folio	5	Burch	Gamma	4	Arc Com
Follow CV	4	Momentum	Gamma	5	Burch
Follow the Leader	5	Architex	Gamut	3	Designtex
FOMO	6	Designtex	Garden Gems	4	Anzea
Foray	5	Momentum	Gardenia	4	Arc Com
Forestbound	6	Designtex	Gather	4	Designtex
Form	4	Mayer	Gatsby	3	Arc Com
Formation	2	Burch	Gatsby	3	Mayer
Formation	7	CF Stinson	Gazebo	8	Anzea
Forte	1	Mayer	Gelato	6	Anzea
Foundation	1	J Ennis	Gem	4	Arc Com
Foundation	6	Momentum	Gem	2	Mayer
Foundation 10	2	Mayer	Gemma	5	Architex
Fractal	6	CF Stinson	Gemma	7	Maharam
Fractal	5	Mayer	Gemma Multi	7	Maharam
Fragment	8	Arc Com	Genesis	3	Burch
Frames	1	Anzea	Geode	5	Architex
Franklin	1	J Ennis	GeoMet	2	CF Stinson
Free	3	Momentum	Geoquilt	1	J Ennis
Free Time	8	Anzea	Gesture	7	CF Stinson
Frequency	4	CF Stinson	Gesture	1	J Ennis
Frequency	6	Maharam	Getaway	7	Architex
Fresco	6	Designtex	Gia	6	Architex
Fresco	2	Mayer	Gild	6	Maharam
Frida CV	5	Momentum	Gilded	4	Burch
Fridays	4	Architex	Gilded	1	J Ennis

Graded-In Cryptons & Vinyls

Patterns listed in alphabetical order and are subject to change due to unavailability or discontinued at any time.

PATTERN –	GRADE –	SUPPLIER –	PATTERN –	GRADE –	SUPPLIER –
Gilded Age	8	Architex	Haberdasher	3	Architex
Ginkgo	7	Maharam	Habit	3	Momentum
Glam	5	Arc Com	Hadley	2	Anzea
Glamour	4	Burch	Haiku	4	Burch
Glassworks	5	Momentum	Halo	5	Burch
Glaze	4	Anzea	Halo	6	Momentum
Glaze	3	Burch	Halsey	8	Anzea
Glee	4	Burch	Halsey	2	Anzea
Glen	4	Maharam	Hampstead	4	Architex
Glide	5	Momentum	Hanbel	5	Architex
Glimmer	6	Designtex	Handloom	2	Anzea
Glimpse	5	CF Stinson	Handwork	5	CF Stinson
Glinda	7	Arc Com	Hanji	7	Arc Com
Glint	4	Architex	Happy	8	Architex
Glissette	4	Architex	Harbor Lights	3	Architex
Glitz	4	Architex	Harlequin	7	Arc Com
Glo	5	Arc Com	Harmony	6	Architex
Glossed Linen	3	Architex	Harmony	5	Burch
Good Vibrations	2	Anzea	Harper	1	J Ennis
Graffiti	6	CF Stinson	Harper	5	Mayer
Grand Sierra	2	CF Stinson	Harrison – MB	4	CF Stinson
Graph	4	CF Stinson	Hashtag	4	CF Stinson
Graph	3	Momentum	Hashtag	4	Designtex
Grass Party	2	Anzea	Hatch	2	Burch
Grasscloth	3	Architex	Haute Seat	8	Architex
Gravity	4	CF Stinson	Havana	2	Mayer
Gravity	4	Mayer	Haven	3	Mayer
Great Wall	6	Arc Com	Haywire	7	Anzea
Greenville	2	Anzea	Healthy	8	Architex
Greenwich	5	Architex	Hearsay	8	Momentum
Greenwich	7	Maharam	Heather	7	Designtex
Grenelle	6	Architex	Heavenly	1	J Ennis
Grenoble Crypton	4	Designtex	Helsinki Crypton	4	Designtex
Grid	6	Arc Com	Hem Stitch	6	Designtex
Grid	2	Momentum	Hemingway	6	Anzea
Griffin	7	Architex	Hemp Canvas	5	Anzea
Grille	3	CF Stinson	Heritage	5	Architex
Grit	5	Anzea	Heritage	4	Burch
Groove	3	Momentum	Hero	4	Architex
Groundwork	1	J Ennis	Hexagon	3	Mayer
Grove	7	Maharam	Hexie	8	CF Stinson
Guideline	7	Momentum	Hi-Fi	2	CF Stinson
Guild	2	Momentum	High Line	4	Burch
Guru	3	Momentum	High Noon	3	Architex
Gust	6	Maharam	High Rise	6	Arc Com
Gyre	4	J Ennis	High Tide	4	Architex

Graded-In Cryptons & Vinyls

Patterns listed in alphabetical order and are subject to change due to unavailability or discontinued at any time.

PATTERN –	GRADE –	SUPPLIER –	PATTERN –	GRADE –	SUPPLIER –
Highland	3	Panaz	Ibiza	5	Burch
Highland	5	Anzea	Icon	7	Architex
Highland Matte	3	Panaz	Icon	3	Mayer
Highlands	8	Arc Com	Idle	5	Designtex
Highlands	3	CF Stinson	Ikat	4	Burch
Highline	4	Momentum	Illusion	3	Arc Com
Highway	4	Architex	Illusion	3	Burch
Hillside	8	Designtex	Illusion 2	3	Arc Com
Himalayan	7	Architex	Impasto	4	Ultra Fabrics
Hint	4	Architex	Impeccable	3	Architex
Hint	6	Designtex	Impress w/StaKleen	3	CF Stinson
Hit Parade	4	Architex	Imprint	8	Designtex
Hitch	5	Momentum	Imprint	2	Mayer
Hither	3	Burch	Improv CV	3	Momentum
Hive	8	Architex	Indio	3	Architex
Hive	2	CF Stinson	Indio	4	Burch
Hive	5	Maharam	Infinite	3	Maharam
Hobnob	1	Anzea	Infinity C-Zero	3	Momentum
Hobnob	4	Momentum	Infinity Plush	7	CF Stinson
Hold The Line	1	Anzea	Infusion	6	Momentum
Holmes	7	Architex	Inked	6	CF Stinson
Holmes	5	Burch	Inline	5	Architex
Homage	6	Maharam	Inner Circle	8	Architex
Homestead	4	Burch	Insight	2	Arc Com
Honeycomb Shag	3	CF Stinson	Insight	2	Momentum
Hop	6	Momentum	Inspire	7	Architex
Hopsack	3	CF Stinson	Instill	5	Maharam
Horizon	7	Anzea	Instinct	4	Maharam
Horizon	3	Arc Com	Intaglio	5	Arc Com
Houndstooth	3	Burch	Intaglio 2	5	Arc Com
Hourglass	3	Maharam	Interim	8	Momentum
How Dashing	4	Architex	Interlace	3	Mayer
Hudson	8	Maharam	Interlock	5	Architex
Hue	3	Momentum	Interlude	8	Designtex
Hula Hoop	5	Anzea	Interlude	2	Mayer
Hum	4	Momentum	Intermission	4	Burch
Hummingbird	7	Maharam	Interplay	8	Designtex
Hurlingham	3	Architex	Intersect	5	Arc Com
Hush	5	Arc Com	Intersect	4	Architex
Hush	6	CF Stinson	Intersect	5	CF Stinson
Hush	3	Architex	Interstate	5	Arc Com
Hush 2	5	Arc Com	Intertwine	5	Anzea
Huxley**	6	Anzea	Intricato	6	Architex
Hyde	3	Designtex	Intrigue	1	J Ennis
Hyde Classic	5	Architex	Inverness	3	Architex
Hyde CV	3	Momentum	Iona	4	Arc Com

Graded-In Cryptons & Vinyls

Patterns listed in alphabetical order and are subject to change due to unavailability or discontinued at any time.

PATTERN –	GRADE –	SUPPLIER –	PATTERN –	GRADE –	SUPPLIER –
Iota	4	Designtex	Kent	7	Architex
Iota	6	Momentum	Kepler	6	Momentum
Isabella	3	Arc Com	Kettering	7	Architex
Ishi	7	CF Stinson	Key	5	Arc Com
Isla	6	Architex	Key Largo	2	Mayer
Island	7	Maharam	Keynote	4	Momentum
Jackpot	4	Architex	Kid	4	CF Stinson
Jackpot	1	Burch	Kildare	1	Anzea
Jackpot CV	5	Momentum	Kilkenny Tweed	1	Anzea
Jambi Stripe Too!	5	CF Stinson	Kilkenny Tweed	3	CF Stinson
James Dean	4	Architex	Kin	5	Designtex
Jasmine	8	Anzea	Kindred	7	Architex
Jasper	3	Architex	Kindred	6	Designtex
Jasper	6	Maharam	Kindred	4	Momentum
Java	5	Burch	Kinetic	5	CF Stinson
Javelin	3	Architex	Kingsman	4	CF Stinson
Jazz	1	Anzea	Kinney	1	Momentum
Jeffery	1	J Ennis	Kinsale	3	Architex
Jekll & Hyde	3	Mayer	Kinsey	2	Mayer
Jillian	2	CF Stinson	Kismet	5	Architex
Jitney	4	Momentum	Kit	4	Momentum
Jitterbug	4	Burch	Kith	5	Designtex
Jive	2	Mayer	Knack	3	Momentum
Jot	3	Momentum	Knoll Felt	6	Maharam
Journal	4	Burch	Knoll Hopsack	4	Maharam
Journal	7	Momentum	Kodiak	4	Burch
Journey	7	Arc Com	Koi Lily	5	Architex
Journey	4	Maharam	Kuba	6	Arc Com
Jubilee	4	Burch	Kusari	3	CF Stinson
Jumper	8	Designtex	Kyoto	7	CF Stinson
Just Dandy	3	Architex	La Piazza	4	Anzea
Juxy	5	CF Stinson	La Scalina	5	CF Stinson
Kainai	3	Architex	Labyrinth	5	Burch
Kalahari	5	CF Stinson	Labyrinth	6	Mayer
Kantha	6	Mayer	Lachlan	4	Mayer
Kapow	4	Anzea	Lafayette	4	Anzea
Kashmir	1	Anzea	Lago	2	Burch
Katsura	5	CF Stinson	Lake Como	5	Architex
Kayak	3	Momentum	Lake Placid Crypton	4	Designtex
Kazam	4	Anzea	Lakota	4	Architex
Keaton	5	Maharam	Lancaster	3	Anzea
Keen	5	Designtex	Lancaster	2	Mayer
Keen	5	Maharam	Landscape	5	Mayer
Keeper CV	4	Momentum	Lara	2	CF Stinson
Kennebunk	6	CF Stinson	Laredo	2	CF Stinson
Kensington	3	Mayer	Lariat	4	Maharam

Graded-In Cryptons & Vinyls

Patterns listed in alphabetical order and are subject to change due to unavailability or discontinued at any time.

PATTERN –	GRADE –	SUPPLIER –	PATTERN –	GRADE –	SUPPLIER –
Lark	4	Momentum	Linen CV	3	Momentum
Las Palmas	3	Architex	Linen Like	6	Designtex
Lassanna CV	4	Momentum	Linette	1	Anzea
Lasso CV	4	Momentum	Lineup	3	Momentum
Lateral	2	CF Stinson	Links	3	Mayer
Lateral	5	Momentum	Linnen	6	Designtex
Latitude	1	CF Stinson	Lino	4	Ultra Fabrics
Lattice	2	CF Stinson	Linum	1	J Ennis
Laughing Cow	1	Anzea	Lisburn	4	J Ennis
Lava	5	CF Stinson	Little Dot	7	Designtex
Lavish	4	Architex	Live Wire	5	CF Stinson
Lavish	3	Mayer	Lizzy Lizard	1	Anzea
Layer	5	Designtex	Llama's Pajamas	1	Anzea
Layers	5	Architex	Loft	1	J Ennis
Leafdot CV	5	Momentum	Lombard	4	Architex
League	4	Maharam	London Crypton	4	Designtex
Leap	5	Designtex	Long Play	4	Architex
Leatheretta	4	Architex	Longhorn	4	Mayer
Ledge	4	Momentum	Looking Glass	1	Anzea
Ledger	3	Burch	Loom	3	Architex
Ledger	5	Maharam	Loom	2	Burch
Legacy	5	Arc Com	Loomis	8	Anzea
Legacy	3	Mayer	Loop	3	Mayer
Legend	6	Arc Com	Loop	6	Maharam
Leisure	4	Architex	Loophole	3	CF Stinson
Lella	3	Momentum	Lore	6	Arc Com
Lennon	7	Architex	Lore	7	Momentum
Leno	7	Momentum	Lorelai	4	CF Stinson
Lens	6	Maharam	Louis	1	J Ennis
Lens	3	Momentum	Lounge	4	Designtex
Leoni	5	Mayer	Luca	3	Architex
Level	3	CF Stinson	Lucca	1	J Ennis
Level	4	Momentum	Luce	8	Maharam
Levity	6	Maharam	Lucid Lines	8	Anzea
Lewitt Pleats	1	Anzea	Lucy In The Sky	8	Architex
Lexie	6	CF Stinson	Ludlow	2	Mayer
Liberty	2	Burch	Lumi	8	Designtex
Limn	6	Designtex	Luna	3	Burch
Linden	7	Maharam	Lunar Landing	1	Anzea
Line Drive	4	Architex	Lunaria	5	CF Stinson
Line Up	6	Designtex	Lunette	8	Arc Com
Line Variations	8	Designtex	Lush	4	Architex
Linea	1	Anzea	Lusso	6	Architex
Linea	4	Architex	Luster	3	Architex
Linea	6	Arc Com	Luster	3	Burch
Linen	4	Burch	Luster	4	CF Stinson

Graded-In Cryptons & Vinyls

Patterns listed in alphabetical order and are subject to change due to unavailability or discontinued at any time.

PATTERN –	GRADE –	SUPPLIER –	PATTERN –	GRADE –	SUPPLIER –
Luster	6	Designtex	Matrix	3	Burch
Luxe	7	Arc Com	Matrix	2	CF Stinson
Luxe	4	Morbern	Matte	2	Burch
Luzon	8	Anzea	Matter	4	Mayer
Lyre	4	Arc Com	Maverick	2	Mayer
Lyric	7	Arc Com	Maxim	7	Architex
Lyric	6	CF Stinson	Maze	4	Burch
Lyric	2	Mayer	Maze	6	CF Stinson
Macallan	3	Architex	McCoy	1	J Ennis
Mackintosh	4	Designtex	McQueen	5	Architex
Mademoiselle	5	Architex	Meadow	7	Arc Com
Madore	6	Architex	Meadow	4	Architex
Madras	5	Burch	Meander	5	Burch
Madrid SP Black	1	Mayer	Measure	5	Designtex
Magic Suiting	1	Anzea	Median	5	CF Stinson
Magnetic Fields	1	Anzea	Medium	4	Maharam
Magnolia	7	Maharam	Medley	3	Burch
Mahony	7	Architex	Medley	1	J Ennis
Maison	4	Burch	Melange	5	Designtex
Majorca	6	Arc Com	Meld	4	Maharam
Malibu	3	Mayer	Meld	6	Momentum
Mandala	4	CF Stinson	Mello	3	Momentum
Mandala	6	Momentum	Melody	5	Burch
Mandalay	5	Burch	Memento	4	Burch
Manifest	8	Architex	Memoir	4	Burch
Manner	4	Maharam	Memories	1	Anzea
Mantle	4	Architex	Memory	8	Momentum
Mantle	4	Maharam	Menagerie	7	CF Stinson
Mantra	4	Burch	Mercer	2	Burch
Mantra	7	CF Stinson	Merchant	4	Architex
Manzanita	8	Architex	Merge	3	Burch
Marais	5	Architex	Meridian	5	Architex
Marathon	2	Momentum	Meridian	6	Burch
Marathon II	1	Mayer	Merit	3	Burch
Marcona	3	Architex	Merit	4	Maharam
Marmara	4	Mayer	Mesa	3	Anzea
Maroc	8	Architex	Mesa	8	CF Stinson
Marquee	6	Arc Com	Messenger	4	Maharam
Marquetry	5	CF Stinson	Metallo	6	Designtex
Marquis	6	Burch	Metallurgic	5	Architex
Marquissette	5	Architex	Metallurgy	5	Anzea
Martini	5	CF Stinson	Metaphor	3	Maharam
Mason	6	Arc Com	Meteor	5	CF Stinson
Mason Stripe	7	Arc Com	Method	3	Maharam
Mateo	6	Designtex	Metric	2	Burch
Matka	3	Mayer	Metric	4	Maharam

Graded-In Cryptons & Vinyls

Patterns listed in alphabetical order and are subject to change due to unavailability or discontinued at any time.

PATTERN –	GRADE –	SUPPLIER –	PATTERN –	GRADE –	SUPPLIER –
Metro	6	Anzea	Modena	5	CF Stinson
Metta	4	Designtex	Modernist	8	CF Stinson
Mexico City Crypton	4	Designtex	Mogul Epu	3	Momentum
Mexidot	8	Maharam	Mohair	4	Burch
Mezzanine	4	Burch	Molecule	6	Mayer
Mezzanine	6	Momentum	Monarchy	5	Architex
Mica	3	CF Stinson	Monhegan	6	CF Stinson
Micro	5	Maharam	Monolith	4	Architex
Micro Tweed	6	Designtex	Monroe	1	J Ennis
Microgrid	5	Designtex	Montage	6	Arc Com
Mid Century	5	Architex	Montage	4	CF Stinson
Midday	5	Architex	Montage	4	Ultra Fabrics
Midpoint	8	Maharam	Montana	2	CF Stinson
Midway	2	Mayer	Montana Collection	3	LDI
Mikro	6	Momentum	Montauk	7	Architex
Milano	6	Architex	Montmartre	5	Architex
Milano	4	Burch	Montreal Crypton	4	Designtex
Milano	3	Mayer	Moon Beam	6	Arc Com
Milestone	4	Maharam	Moon Beam 2	6	Arc Com
Millennium	3	Momentum	Moon Phase	5	Arc Com
Mime	3	Architex	Moonscape	2	Mayer
Mimic	3	Burch	Morgan	4	Arc Com
Mimic	2	Mayer	Moritz	1	J Ennis
Mindbender	7	Anzea	Morocco	7	Arc Com
Mineral	6	Architex	Morph	7	Anzea
Mingle	3	Architex	Morse Code	5	Burch
Mingle	3	Mayer	Motive	3	Burch
Minimize	6	Anzea	Motley	6	Burch
Minka	7	Anzea	Motley	6	Designtex
Minotaurus	8	Anzea	Moxie	5	Architex
Mira	3	Mayer	Moxy	4	Burch
Miramar	3	Architex	Multiply	5	Maharam
Mirrored Images	1	Anzea	Murmur	3	Maharam
Missonly	3	Architex	Muse	1	J Ennis
Mister	8	Maharam	Muse	3	Maharam
Mixed Media	3	CF Stinson	Muslin	3	Architex
Mixer	4	Anzea	Mustang	3	Arc Com
Mixer	3	Momentum	Mustang	3	Architex
Mixology CV	3	Momentum	My Way	8	Anzea
Moby	2	CF Stinson	Mylar	4	Burch
Moccasin	2	CF Stinson	Myth	6	CF Stinson
Mock Croc	5	Anzea	Nagano Crypton	4	Designtex
Mod	6	CF Stinson	Nahouri	6	Arc Com
Moda	4	Architex	Nakoda	4	Architex
Mode	4	Maharam	Native EPU	4	Momentum
Mode	3	Mayer	Natura	3	Architex

Graded-In Cryptons & Vinyls

Patterns listed in alphabetical order and are subject to change due to unavailability or discontinued at any time.

PATTERN –	GRADE –	SUPPLIER –	PATTERN –	GRADE –	SUPPLIER –
Natural World	5	CF Stinson	Oculus	5	Arc Com
Nauga Soft	3	Burch	Odeon	5	CF Stinson
Nauga Soft	3	J Ennis	Odessa	4	Mayer
Naugasoft	2	CF Stinson	Odyssey	5	Arc Com
Neo	3	Mayer	Odyssey	4	Burch
Neptune	4	Burch	Odyssey	3	Momentum
Nest	7	Architex	Off the Grid	7	Maharam
Nest	7	Designtex	Officine	5	Architex
Nestle	2	Momentum	Offset	6	CF Stinson
Network	4	CF Stinson	Oh La La	3	Maharam
Neutral Ground	1	Anzea	Olive Branch	5	Architex
New Deal	4	Architex	Olivia	2	CF Stinson
New Hempstead	2	CF Stinson	Olympia	4	Maharam
Nexus	3	Burch	Olympus	4	Arc Com
Nexus	2	Mayer	Olympus	4	CF Stinson
Niche	4	Mayer	Omega	5	Arc Com
Nico	5	Maharam	Omega	3	Mayer
Nifty	3	Momentum	On Point	6	Maharam
Night Life	6	CF Stinson	Opening Night	1	Anzea
Nightingale	2	Anzea	Optic 10	2	Mayer
Nimble	6	Maharam	Optimum	4	Architex
Nimble	3	Mayer	Opus	4	Burch
Nimble	8	Momentum	Orbit	3	CF Stinson
Nirvana	5	Mayer	Organza	5	Architex
Nishiki	3	CF Stinson	Origami	5	CF Stinson
No Strings Attached	5	Architex	Origin	3	Burch
Noble	5	Architex	Origin	2	Momentum
Noble	4	Burch	Orinoco	4	Arc Com
Noble	2	Mayer	Orion	5	Architex
Nomad	1	J Ennis	Orvilla	5	CF Stinson
Nomad	4	Mayer	Oslo Crypton	5	Designtex
Nomad	4	Morbern	Otto	7	Architex
Nonstop	4	Burch	Otto	3	Momentum
Nook	3	Burch	Out & About	2	Anzea
Nook	4	Designtex	Outback	3	Burch
Nordic	3	Burch	Outback	2	Mayer
Not-A-Hide	4	Anzea	Outer Limits	2	Anzea
Note	5	Maharam	Outfit	3	Architex
Note CV	3	Momentum	Outlander	3	CF Stinson
Notion	4	Burch	Ovation	3	Burch
Nourish	3	Architex	Overlay	3	CF Stinson
Nubble	5	Momentum	Overpass	5	Momentum
Nubbly	5	CF Stinson	Overtone	3	Designtex
Nylo-Stat	6	Mayer	Oxbow	8	Maharam
Oath	5	Momentum	Oxen SP Black	1	Mayer
Ocean Drive	6	Architex	Oxford	4	Burch

Graded-In Cryptons & Vinyls

Patterns listed in alphabetical order and are subject to change due to unavailability or discontinued at any time.

PATTERN –	GRADE –	SUPPLIER –	PATTERN –	GRADE –	SUPPLIER –
Oxford	3	CF Stinson	Patina	4	Burch
Ozone	4	Burch	Patina Glaze	3	Anzea
Pacifica	7	CF Stinson	Patio	2	Mayer
Pacific-O	8	Anzea	Patriot	3	Burch
Pagoda	4	Architex	Patriot Plus II	2	CF Stinson
Painted Desert	1	Anzea	Pause	5	Designtex
Painted Moon	4	CF Stinson	Pave	6	Designtex
Palatine	5	Arc Com	Pax	7	Momentum
Palatine 2	5	Arc Com	Paxton	6	Arc Com
Palazzo	2	Burch	Peak	6	Architex
Palermo	4	Mayer	Pearlescent	7	Architex
Pallet	4	Maharam	Pearlized	6	Ultra Fabrics
Palm Beach	3	Architex	Pebble Beach	2	Mayer
Palm Desert	4	Architex	Pebble Trail	4	CF Stinson
Palmetto	5	Burch	Pedigree	4	Burch
Palms	2	Anzea	Pegs	1	Anzea
Palo Alto	8	Architex	Pelle	8	Architex
Palomino	2	Burch	Pendlesome	6	Architex
Panorama	8	Momentum	Peony	5	Architex
Pantheon	5	Momentum	Pepper	3	Designtex
Paola	4	Architex	Pepper	6	Maharam
Parable	4	Momentum	Percheron	2	Architex
Parachute	5	Momentum	Pergola	4	Architex
Paradox	6	CF Stinson	Perk	2	Momentum
Paradox	4	Mayer	Perspective	6	Arc Com
Paragon	8	Arc Com	Perspective	5	CF Stinson
Paragon	5	Architex	Persuasion	2	Burch
Paragon	2	Mayer	Petal Dots	5	CF Stinson
Paramour	5	Architex	Petra	8	Maharam
Parasail	5	CF Stinson	Phenomena	7	Designtex
Parenthesis	1	Momentum	Pheonix	2	Burch
Parley	3	Anzea	Phoenix	3	Anzea
Parlour	4	Burch	Photon	8	Momentum
Parquet	4	Burch	Phrase	6	Momentum
Parquet	7	Maharam	Piazza	3	Architex
Particle	4	Architex	Picnic In The Park	1	Anzea
Particle	8	Designtex	Pierce	2	CF Stinson
Party Boat	8	Anzea	Pika	4	Designtex
Pashmina	3	Burch	Pillar	3	Burch
Passage	7	Maharam	Pinball	4	CF Stinson
Patchwork	4	Burch	Ping	1	Momentum
Patchwork	6	Maharam	Ping Pong	5	CF Stinson
Patent	5	Architex	Pinkerton	5	Architex
Pathway	7	Architex	Pinna	8	Architex
Pathway	5	Maharam	Pinnacle	4	Arc Com
Patina	6	Arc Com	Pinwale	3	Architex

Graded-In Cryptons & Vinyls

Patterns listed in alphabetical order and are subject to change due to unavailability or discontinued at any time.

PATTERN –	GRADE –	SUPPLIER –	PATTERN –	GRADE –	SUPPLIER –
Pinyon	3	Architex	Polygon	3	Mayer
Pioneer	4	Burch	Pop	1	Anzea
Pip	3	Momentum	Poplin	3	Architex
Piper	4	Momentum	Port Of Call	7	Architex
Piquique	4	Architex	Porter	7	Architex
Pique	1	Momentum	Porter	2	Mayer
Pisa	7	Architex	Portico	5	Burch
Piscina	4	Architex	Portrait	4	Burch
Pisco	3	Architex	Posh	4	CF Stinson
Pitch	6	Maharam	Positano	7	Architex
Pivot	6	Architex	Posy	7	Architex
Pivot	4	Burch	Power Grid	5	CF Stinson
Pivot	6	DesignTex	Prarie	3	Maharam
Pixel	5	Arc Com	Premier	3	CF Stinson
Pixel	3	Architex	Premier	2	J Ennis
Pixelate	4	Momentum	Premier	7	Maharam
Placid	7	Maharam	Prep School	4	Burch
Plaid All Over	5	Architex	Preppy Handbook	4	Architex
Plaid On	4	Maharam	Prescription	4	Architex
Plaid-itude	5	CF Stinson	Presence	6	Architex
Plaidtastic	7	Maharam	Prestige	3	Architex
Plain Jane	5	Anzea	Prestige	5	Burch
Plaited	5	Architex	Prestini	5	Maharam
Plan	4	Momentum	Prime	3	DesignTex
Plastic Basket	4	Anzea	Printemps	7	Architex
Plateau	3	Architex	Printemps	6	CF Stinson
Platform	3	Architex	Printwork Epu	3	Momentum
Platform	4	Maharam	Prism 10	2	Mayer
Platform	6	Momentum	Prisma	3	CF Stinson
Play Ball	1	Anzea	Prodigy	2	Burch
Plaza	3	Mayer	Prodigy	7	CF Stinson
Plenty	2	Architex	Profile	2	CF Stinson
Plunge	7	Architex	Promenade	4	CF Stinson
Plush Grid	7	DesignTex	Promessa	6	Ultra Fabrics
Plushious	3	CF Stinson	Promise	3	Momentum
Pod	5	CF Stinson	Prompt	5	Maharam
Poetic CV	3	Momentum	Propel	4	Architex
Pogo Sticks	1	Anzea	Propel	7	Momentum
Point	1	Momentum	Prospect	2	Mayer
Poise	3	Architex	Province	8	Maharam
Polished	5	Arc Com	Proximity	5	Momentum
Polka	4	Burch	Puff	3	Maharam
Polka	2	CF Stinson	Pullman	5	Maharam
Polka	7	Momentum	Pumice	7	Ultra Fabrics
Polychrome	7	DesignTex	Pure & Simple	1	Anzea
Polygon	5	CF Stinson	Pureapex	5	Architex

Graded-In Cryptons & Vinyls

Patterns listed in alphabetical order and are subject to change due to unavailability or discontinued at any time.

PATTERN –	GRADE –	SUPPLIER –	PATTERN –	GRADE –	SUPPLIER –
Pureasana	4	Architex	Quilted	4	Burch
Purebotanica	6	Architex	Quince	8	Momentum
Purebrindle	4	Architex	Race Day	1	Anzea
Purechallis	5	Architex	Radiant	3	Architex
Purechenille	4	Architex	Radius	7	Arc Com
Purechic	4	Architex	Raffia	4	Burch
Purecoco	5	Architex	Raffia	3	CF Stinson
Purecorduroy	5	Architex	Raft	4	Momentum
Purecurlicue	4	Architex	Raia	8	Designtex
Puredeco	6	Architex	Rail	8	Maharam
Purefelt	4	Architex	Rain Pool	5	CF Stinson
Purefleece	5	Architex	Rainbow	5	Architex
Pureflow	4	Architex	Rainwater	8	Designtex
Pureglint	5	Architex	Rally	2	CF Stinson
Puregratitude	4	Architex	Ranchero	1	Mayer
Pureherringbone	5	Architex	Ravel	7	Maharam
Purehopsack	5	Architex	Raya	6	Arc Com
Purekimbo	5	Architex	Raya	4	CF Stinson
Purelinen	4	Architex	Reality Check	5	Arc Com
Puremeditation	4	Architex	Rebel	5	Architex
Puremindfulness	4	Architex	Rebel	4	Burch
Puremod	6	Architex	Rebel	7	Maharam
Puremontrose	6	Architex	Reed	3	Architex
Purenubuck	4	Architex	Reef	6	Architex
Purepanama	5	Architex	Reel Leather	7	Architex
Purepeace	4	Architex	Reflection	6	Anzea
Pureplait	4	Architex	Reflection	5	Architex
Purepoint	5	Architex	Refresh	3	Burch
Pureshimmer	5	Architex	Refuge	5	Mayer
Puretwill	5	Architex	Rein	3	Designtex
Purevelour	3	Architex	Rein II	4	Momentum
Purevelvet	4	Architex	Relativity	5	Mayer
Purevogue	6	Architex	Relax	2	Architex
Pureweave	5	Architex	Remy	1	J Ennis
Purewicker	4	Architex	Renaissance	1	Anzea
Pursue	2	Momentum	Renew	4	Momentum
Qbert	4	Architex	Renna	6	Anzea
Quantum	5	Burch	Repeat Performance	1	Anzea
Quartet	4	Burch	Repperweave	5	Designtex
Quattro	2	Mayer	Reserve	4	Burch
Quay	5	Maharam	Resort	7	Architex
Quest	8	Arc Com	Retreat	6	Maharam
Queue	5	CF Stinson	Retro	6	Mayer
Queue	8	Designtex	Retrograde	2	CF Stinson
Quietude	7	Anzea	Revel	5	Architex
Quilt	4	Architex	Reverb	3	Burch

Graded-In Cryptons & Vinyls

Patterns listed in alphabetical order and are subject to change due to unavailability or discontinued at any time.

PATTERN –	GRADE –	SUPPLIER –	PATTERN –	GRADE –	SUPPLIER –
Revolve	5	CF Stinson	Rome Crypton	4	Designtex
Rhythm	8	CF Stinson	Ronda	8	Momentum
Rialto	2	CF Stinson	Room Service	1	Anzea
Ribbed Weave	7	Maharam	Room Service	3	Architex
Richmond	3	Architex	Roster	8	Momentum
Riddle	5	Burch	Round Trip	5	CF Stinson
Riddle	3	CF Stinson	Roundabout	5	Arc Com
Rider	6	Designtex	Route	2	CF Stinson
Rill	6	Maharam	Route	6	Maharam
Ring	7	Momentum	Row	4	Momentum
Ringer CV	5	Momentum	Rowan	6	Maharam
Rio	5	Arc Com	Royale	5	Architex
Rio	5	Burch	Rubato	2	Momentum
Rio	3	Mayer	Rubric	6	CF Stinson
Ripple	5	CF Stinson	Rugged	6	Architex
Ripple	4	J Ennis	Rumba	2	Mayer
Ripple	4	Mayer	Runner	8	Maharam
Ripple in Time	4	Anzea	Runway	3	CF Stinson
Rise	4	Designtex	Rush Hour	4	Burch
Rise	3	Momentum	Rush Hour	5	Momentum
Ritz	4	CF Stinson	Rush Hour II	5	Maharam
Ritzi	4	Anzea	Ryder	5	Architex
Ritzi	3	Mayer	Ryder	1	Mayer
Riva	7	Architex	Saber	1	J Ennis
River	7	Arc Com	Sabine	2	Anzea
River	7	CF Stinson	Sag Harbor	5	Architex
River Lea	7	Designtex	Sail	8	Designtex
Rivera	2	CF Stinson	Sail	2	Momentum
Riverstone	3	CF Stinson	Salinas	8	CF Stinson
Rivet	3	Burch	Salsa	6	Designtex
Rivet	2	Momentum	Salt Lake Crypton	4	Designtex
Riviera	4	Mayer	Salt Spring	5	Architex
Rivulet	5	Burch	Salter	4	Architex
Road Trip	7	Designtex	Samba	2	Mayer
Roadmap	4	CF Stinson	Samsara	4	Arc Com
Roadster	1	Anzea	San Remo	3	Burch
Roam	3	Burch	San Simeon	7	CF Stinson
Rock Candy	1	Anzea	Sanctuary	2	Mayer
Rocket	4	Designtex	Sandbox	4	Architex
Rodeo	3	Arc Com	Sands Of Time	2	Anzea
Rodeo 2	3	Arc Com	Sandwashed	5	Architex
Rodin	3	Architex	Sanganeri	5	Arc Com
Rogue II	3	Burch	Santa Fe	6	Arc Com
Rogue II	2	CF Stinson	Santorini	7	Arc Com
Roman	4	Architex	Sanya CV	3	Momentum
Rombu	8	Momentum	Saori	6	Mayer

Graded-In Cryptons & Vinyls

Patterns listed in alphabetical order and are subject to change due to unavailability or discontinued at any time.

PATTERN –	GRADE –	SUPPLIER –	PATTERN –	GRADE –	SUPPLIER –
Sapporo Crypton	4	Designtex	Serried	8	Maharam
Sarto	4	CF Stinson	Set Sail	3	Architex
Satchel	3	CF Stinson	Seurat	8	Maharam
Savanna	1	Anzea	Seville	6	Arc Com
Savant	4	Architex	Shabby and Chic	4	Architex
Savile	5	CF Stinson	Shadow	6	Maharam
Saxon	6	Arc Com	Shadow Play	4	Maharam
Scallops	2	Anzea	Shagreen	4	Anzea
Scatter	2	Momentum	Shantung	2	CF Stinson
Scholar	3	Burch	Sharkskin	5	Architex
Schooner	6	Architex	Shearling	3	Burch
Science	6	Architex	Sherlock	4	Arc Com
Scoprena	5	CF Stinson	Sherlock 2	4	Arc Com
Score	4	Mayer	Shetland	5	Architex
Score	5	Momentum	Shibori	5	Burch
Scout	3	CF Stinson	Shift	3	CF Stinson
Scout	3	Mayer	Shift	4	Mayer
Scrabble	1	Momentum	Shiki Silk	4	Anzea
Scramble	3	Burch	Shilling	4	Architex
Script	3	CF Stinson	Shimmer	4	Arc Com
Scuba	6	Maharam	Shimmer	3	Burch
Scute	6	Maharam	Shimmer 2	4	Arc Com
Scuttle	6	Maharam	Shimmy	4	CF Stinson
Sea of Clouds	4	CF Stinson	Shine	4	Architex
Sea Willow	6	Arc Com	Shire	6	Momentum
Seabed	7	Architex	Shockwave	6	Burch
Sealskin	1	J Ennis	Shoreline	7	Architex
Seamstress	4	Architex	Shower	7	Architex
Seascape	3	Arc Com	Shuttle	5	Momentum
Seaside	4	Architex	Sidestep	7	Momentum
Season	7	CF Stinson	Sidetrack	5	Designtex
Sector	6	Arc Com	Sierra SP Black	1	Mayer
Sedona	4	Arc Com	Sightsee	3	Architex
Sedona	3	Burch	Silica	5	Momentum
Sedona	8	CF Stinson	Silica Andy	6	Momentum
Seine	3	Architex	Silica Arc	6	Momentum
Sendal	7	Maharam	Silica Bauble	5	Momentum
Senecal	3	Designtex	Silica Blend	5	Momentum
Sensory CV	3	Momentum	Silica Bracket	6	Momentum
Sentiero	3	CF Stinson	Silica Bubbler	5	Momentum
Sentry - HC	2	CF Stinson	Silica Checker	6	Momentum
Sequence	3	CF Stinson	Silica Chopsticks	2	Momentum
Sequoia	1	J Ennis	Silica Compass	6	Momentum
Sequoia	5	Mayer	Silica Cusp	6	Momentum
Serena	3	Architex	Silica Deflect	6	Momentum
Serene	7	CF Stinson	Silica Effloresce	6	Momentum

Graded-In Cryptons & Vinyls

Patterns listed in alphabetical order and are subject to change due to unavailability or discontinued at any time.

PATTERN –	GRADE –	SUPPLIER –	PATTERN –	GRADE –	SUPPLIER –
Silica Etc.	5	Momentum	Silververtex	4	J Ennis
Silica Etch	6	Momentum	SilverWeave	3	Mayer
Silica Excursion	5	Momentum	Simply Chenille	2	Anzea
Silica Fiona	5	Momentum	Simply Gabardine	2	Anzea
Silica Flick	5	Momentum	Simply Hyde	5	Anzea
Silica Fresco	6	Momentum	Simply Strie	2	Anzea
Silica Fritz	6	Momentum	Sirocco	5	CF Stinson
Silica Gidget	6	Momentum	Sistine	5	Anzea
Silica Hiatus	5	Momentum	Site	6	Maharam
Silica Hoop	6	Momentum	Site Line	8	Momentum
Silica Jig	5	Momentum	Sketch	4	Burch
Silica Kip	5	Momentum	Sketch	8	Designtex
Silica Leather	5	Momentum	Sketch	3	Mayer
Silica Likely	6	Momentum	Sketchy Flower	1	Anzea
Silica Motive	2	Momentum	Skip	3	Momentum
Silica Reach	6	Momentum	Skipper	4	Architex
Silica Rhythms Surround You	7	Momentum	Skipping Stones	6	CF Stinson
Silica Roam	6	Momentum	Sky Writing	5	Anzea
Silica Scout	6	Momentum	Skye	6	Arc Com
Silica Spoke	6	Momentum	Skyway	4	Architex
Silica Strata	5	Momentum	Sleek	3	CF Stinson
Silica Stride	5	Momentum	Sleek**	5	Anzea
Silica Suede	5	Momentum	Sleeping Bear Dunes	6	CF Stinson
Silica Tao	6	Momentum	Slice	3	Momentum
Silica Tech	6	Momentum	Slow Dance	4	Architex
Silica Thatch	6	Momentum	Small Talk	7	Momentum
Silica Today Here Now	6	Momentum	Smart Soft	3	Momentum
Silica Triad	6	Momentum	Smoothie	3	CF Stinson
Silica Waltz	6	Momentum	Snake Escape	1	Anzea
Silica Wifi	6	Momentum	Social Dance	8	Designtex
Silicone	5	Panaz	Soft Spot	4	Architex
Silicone Element	8	Designtex	Soft Spot	3	CF Stinson
Silicone Level	8	Designtex	Soft Stones	2	Anzea
Silicone Nappa	8	Designtex	Soho	3	Arc Com
Silicone Prime	8	Anzea	Soho	2	Burch
Silicone Range	8	Designtex	Sojourn	4	Architex
Silicone Reveal	8	Designtex	Solace	4	Momentum
Silicone Swayed	6	Architex	Solar	2	Arc Com
Silicone-Avail	6	CF Stinson	Solid Ground	3	Burch
Silicone-Downtown	6	CF Stinson	Solitaire	1	CF Stinson
Silicone-Uptown	6	CF Stinson	Solitaire	4	Momentum
Silk Road	4	Arc Com	Solitude	7	Arc Com
Silk Sorbet	1	Anzea	Sonata Stripe	6	Arc Com
Silverado	4	Arc Com	Sonic	3	Burch
Silverado 2	4	Arc Com	Sonnet	4	Maharam
Silververtex	3	Burch	Sonnet	3	Mayer

Graded-In Cryptons & Vinyls

Patterns listed in alphabetical order and are subject to change due to unavailability or discontinued at any time.

PATTERN –	GRADE –	SUPPLIER –	PATTERN –	GRADE –	SUPPLIER –
Sorano	4	Designtex	Starboard	7	Architex
Sort	5	Maharam	Starboard	2	Momentum
Soul Space	5	Anzea	Stardust	1	J Ennis
Sound Bite	7	Architex	Starfall	3	Momentum
Sound Waves	2	Anzea	Starlight	3	Architex
Space Cow	5	Anzea	Starting Line	1	Anzea
Space Oddity	6	Architex	Stat-Con	5	CF Stinson
Spacer Mesh	2	Mayer	Static	4	Architex
Spacer Too	2	Anzea	Static	5	Mayer
Spartan	2	Mayer	Static Energy	2	Anzea
Speakeasy CV	4	Momentum	Stature	6	Maharam
Speckle	4	Arc Com	Steed	4	Architex
Speckle Boucle	7	Designtex	Stellar	5	Burch
Spectrum	4	Arc Com	Stellar	3	CF Stinson
Spin	6	Arc Com	Stetson	3	Arc Com
Spin	6	Designtex	Sticks and Strings	5	Anzea
Spirit	4	Arc Com	Stipple	1	J Ennis
Spirit Millennium	3	Burch	Stitch	6	Designtex
Spirit Millennium	2	CF Stinson	Stitch in Time	1	CF Stinson
Spirit Millennium FAR	3	J Ennis	Stitch In Time	6	Anzea
Splash	5	Anzea	Story	7	Momentum
Splash	3	Arc Com	Storyboard	8	CF Stinson
Splendor	1	J Ennis	Straight Talk	7	Architex
Splendor	4	Mayer	Strand	3	CF Stinson
Splice	7	CF Stinson	Strata	4	Arc Com
Sport	4	Momentum	Streamer	8	Architex
Sport Jacket	3	Architex	Streamline	4	Arc Com
Spotlight	5	Architex	Stride	3	Burch
Spree	8	Anzea	Stride	3	CF Stinson
Spree	8	Designtex	String Theory	5	Architex
Sprint	3	Burch	Stripes	8	Anzea
Sprint	2	CF Stinson	Stripetacular	7	Anzea
Spritz	4	Architex	Stroll	3	Momentum
Sprout	3	Burch	Structure	4	Maharam
Spunk CV	4	Momentum	Strum	6	Maharam
Square One	3	CF Stinson	Strum	4	Momentum
St Barts	3	Architex	Strut	4	Momentum
Staccato	6	Arc Com	Studio	4	CF Stinson
Stage	3	CF Stinson	Stylist	4	Architex
Stage Bill	4	Architex	Subculture	3	Architex
Stagecoach	4	Architex	Subdivide	7	Momentum
Stallion	3	Arc Com	Sublime	4	Burch
Stallion	5	CF Stinson	Submariner	7	Architex
Stamp	8	Designtex	Sudden	7	Maharam
Standard Patterns / Prints	8	LDI	Suedely	5	Architex
Staple	2	CF Stinson	Suite	4	Burch

Graded-In Cryptons & Vinyls

Patterns listed in alphabetical order and are subject to change due to unavailability or discontinued at any time.

PATTERN –	GRADE –	SUPPLIER –	PATTERN –	GRADE –	SUPPLIER –
Suits	3	Anzea	Tally	4	Arc Com
Sukhala	6	Arc Com	Tampa Bay	4	Architex
Sullivan	8	Architex	Tango	2	Mayer
Sultan	3	Architex	Tangram	4	CF Stinson
Sumi	5	CF Stinson	Tangram	6	Designtex
Summit	3	Arc Com	Tanner	3	Momentum
Summit	5	Maharam	Tartan	8	Anzea
Summit (UL Distressed)	7	Ultra Fabrics	Tartan	5	Burch
Sun Kissed	7	Architex	Tatum	1	J Ennis
Sundance w/ StaKleen	4	CF Stinson	Taurus	8	Anzea
Sundial	6	Arc Com	Tech Tweed	5	Architex
Sunfair	3	Architex	Technohound**	4	Anzea
Sunny	5	Momentum	Techy	1	Anzea
Sunnyvale	8	Architex	Tectonic	4	Arc Com
Surface	6	Architex	Telegraph	3	Architex
Surfside/Stratford	3	Burch	Telfair	3	Architex
Surge	4	Morbern	Tempera	8	Maharam
Suri	3	Architex	Tempest	7	Maharam
Sutherland	3	Architex	Templeton	4	Architex
Swerve	3	Architex	Tempo	5	Maharam
Swift	6	Designtex	Tenacity	2	J Ennis
Swim	3	Momentum	Tender	8	CF Stinson
Swipe	5	CF Stinson	Tendril	2	CF Stinson
Switch	6	Maharam	Terra	5	CF Stinson
Switchboard	4	CF Stinson	Terra	6	Designtex
Swivel	6	CF Stinson	Terrazzo	5	Burch
Swizzle	5	CF Stinson	Tesla	7	Momentum
Swoop	2	Anzea	Tessellation	7	Architex
Sybarite	6	Architex	Tessera	6	Maharam
Sydney	2	Mayer	Tessuto	3	CF Stinson
Syllabus	4	Burch	Textura	3	Architex
Sylvan	8	CF Stinson	Textura	4	Momentum
Symphony Classic	2	CF Stinson	Thalassa	4	J Ennis
Sync	5	Arc Com	The Keys	5	Anzea
Sync	6	CF Stinson	The Thames	7	Designtex
Synergy	5	Momentum	Theatre District	3	Architex
Syntax	3	Momentum	Theorem	4	Architex
System	4	CF Stinson	Theory 10	2	Mayer
Tabloid	4	Burch	Thesis	3	Burch
Tack	3	Momentum	Thoroughbred	2	Architex
Tag	2	Momentum	Threads	5	Arc Com
Tagline	4	Burch	Thrive	6	CF Stinson
Tailor Made	3	Architex	Tick-Tock	6	Arc Com
Tailored	5	Arc Com	Tidbit	5	CF Stinson
Takes Two To Tangle	3	Architex	Tiebele	6	Arc Com
Talladega	1	J Ennis	Tight Rope	6	Maharam

Graded-In Cryptons & Vinyls

Patterns listed in alphabetical order and are subject to change due to unavailability or discontinued at any time.

PATTERN –	GRADE –	SUPPLIER –	PATTERN –	GRADE –	SUPPLIER –
Tilt	4	Burch	Trilogy	5	Momentum
Tilt	2	CF Stinson	Trio	6	CF Stinson
Tilt	8	Designtex	Tripoli	4	J Ennis
Tilt	6	Momentum	Triton	4	Burch
Timeless	2	Architex	Triumph	5	Architex
Tinge	4	Maharam	Trivia	7	Momentum
Tinker	5	CF Stinson	Trove	4	Designtex
Tiny Boucle	7	Designtex	Trundle	5	Maharam
"Tiny Herringbone	"	7	Truss	6	CF Stinson
Toggle	2	Momentum	Truss	4	Mayer
Toile Collection	4	LDI	Tuatara	3	Architex
Top Coats	6	Anzea	Tuft	5	CF Stinson
Top Talent	3	Momentum	Tuft Collection	4	LDI
Topos	4	Maharam	Tufted	8	Momentum
Topsy Turvy	6	Architex	Tulum	4	Burch
Toronto	5	Architex	Tulum	5	Mayer
Torus	5	CF Stinson	Tumbleweed	3	Anzea
Tottori	6	Ultra Fabrics	Turnabout	4	Architex
Touch Base	3	CF Stinson	Turnaround	3	Burch
Touchstone	3	CF Stinson	Turner	1	J Ennis
Toulouse	5	Architex	Turret	5	Maharam
Tour	4	Designtex	Tuscany	2	Anzea
Track Suit	1	Anzea	Tussar	7	Architex
Tradewinds CV	5	Momentum	Tweed	3	Architex
Tradition	3	Momentum	Tweed Collection	4	LDI
Tranquil	2	Burch	Tweed Multi	4	Designtex
Tranquility	6	CF Stinson	Tweedledee	5	Architex
Tranquility	4	Mayer	Tweedsmuir	4	Architex
Transform	3	Arc Com	Tweedy Twill	4	Designtex
Trapeze	7	Architex	Twill	3	Momentum
Travel Roadies	4	Anzea	Twinkle	4	Arc Com
Traveler	6	Designtex	Twinkle	4	Architex
Traverse	5	Arc Com	Twinkle Sky	6	Anzea
Traverse	8	CF Stinson	Twinkle Tapestry	6	Anzea
Treeline	8	Designtex	Twist	5	CF Stinson
Trefoil	5	Momentum	Tycoon	3	Architex
Trek	5	Burch	Typography	8	Arc Com
Trek	3	Panaz	Udderly Perfected	7	Anzea
Trendy Cow	1	Anzea	Ulster	3	Designtex
Trestle	8	Maharam	Ulster Upholstery	3	Designtex
Trexx	1	Anzea	Ultra Air	8	Anzea
Tribeca	3	Architex	Ultrachevron	5	Architex
Tribeca CV	3	Momentum	Ultracrush	5	Architex
Tricolore	2	Architex	Ultraflannel	5	Architex
Trident	3	Architex	Ultrahide	4	Mayer
Trigon	7	Maharam	Ultraleather	6	Ultra Fabrics

Graded-In Cryptons & Vinyls

Patterns listed in alphabetical order and are subject to change due to unavailability or discontinued at any time.

PATTERN –	GRADE –	SUPPLIER –	PATTERN –	GRADE –	SUPPLIER –
Ultraleather Anti-Static	6	Ultra Fabrics	Venture	8	Arc Com
Ultraposh	5	Architex	Venture	3	Panaz
Ultratweed	5	Architex	Venue	3	Architex
Unchained	1	J Ennis	Venue	4	Maharam
Undercover	2	Anzea	Veranda	2	Burch
Unforgettable	5	Architex	Verge	4	Burch
Uni-Form	3	Maharam	Verge	5	CF Stinson
Unity	3	Architex	Vero	6	Designtex
Unwind	3	Architex	Verona	3	Mayer
Upgrade	5	CF Stinson	Vertex	5	Mayer
Uptick	6	Anzea	Verve	4	Architex
Uptown	5	Burch	Verve	4	Morbern
Urban	4	Architex	Via	4	Burch
Urban	1	J Ennis	Via	3	Momentum
Utmost II	7	Maharam	Vibe	3	Burch
Utopia	5	Maharam	Vibe II	4	Maharam
Utopia	3	Mayer	Vice Versa	7	Maharam
Valais	4	Architex	Viceroy	5	Burch
Valencia	7	Architex	Victoria	6	Arc Com
Valet	4	Burch	Victory	4	Burch
Valise	1	CF Stinson	Villa	4	Burch
Valley	6	Maharam	Villa	5	Mayer
Valley	6	Maharam	Vine	8	Designtex
Valley	8	Mayer	Vintage	3	Burch
Vanderbilt	4	Arc Com	Vintage Glaze	5	Anzea
Vanguard CV	3	Momentum	Vista	8	Mayer
Vanish	5	Momentum	Vitality	4	Morbern
Vapor	7	CF Stinson	Vivant	3	Burch
Variant 10	2	Mayer	Vivo	6	Arc Com
Varick**	3	Anzea	Volar Bio	7	Ultra Fabrics
Vassar	8	Architex	Volterra-HC	8	CF Stinson
Vast	4	Maharam	Vortexia	5	CF Stinson
Vault	5	Arc Com	Vox	2	Momentum
Vector	3	Burch	Voyage	3	Burch
Vector	3	CF Stinson	Voyager	4	Mayer
Vector	6	Mayer	W	6	Designtex
Veer	5	Maharam	Wabi Sabi	5	Burch
Veer	5	Maharam	Waistcoat	3	Architex
Vellum	1	Anzea	Walk the Line	5	CF Stinson
Vellum	4	Burch	Wallaby SP Black	1	Mayer
Veloce	7	Architex	Wander	2	Momentum
Velocity	6	Arc Com	Wanderer	4	Designtex
Velocity	4	Momentum	Wardrobe	4	Architex
Velour	4	Burch	Warwick	5	Burch
Velvet Gloves	2	Anzea	Watercolor	6	Burch
Venetian	4	Architex	Watercolor Grid	5	CF Stinson

Graded-In Cryptons & Vinyls

Patterns listed in alphabetical order and are subject to change due to unavailability or discontinued at any time.

PATTERN –	GRADE –	SUPPLIER –
Watermarks	4	Anzea
Waterwand	4	CF Stinson
Watson	3	Arc Com
Waver	5	Momentum
Wayfarer	3	Burch
Wayside	8	Designtex
Weaving Palettes	8	Momentum
Webster	6	Mayer
Weft	2	CF Stinson
Wellesley	8	Architex
Welsh Check	8	Arc Com
Wend	4	Designtex
Wend	6	Maharam
Westerly**	6	Anzea
Western Willie	5	Anzea
Westwood	4	Maharam
What The Fray	3	Architex
Whim	6	Momentum
Whip	8	Maharam
Whirl	6	CF Stinson
Whisp	5	Momentum
Whisper	3	Burch
Whisper	2	CF Stinson
Whisper Vinyl	3	J Ennis
Whit Epu	4	Momentum
Whitehall	5	Architex
Wicker	3	Burch
Wicker	5	CF Stinson
Widget	2	Momentum
Wild Thing	4	Maharam
Wilder	4	Burch
Willow	6	Maharam
Windlass	8	Arc Com
Windows	2	Anzea
Winfield	3	Architex
Winnly	3	CF Stinson
Winslow	3	Architex
Winston	2	Architex
Wired	6	Ultra Fabrics
Wish	5	Architex
Wishes	4	Anzea
Wisp	3	Burch
Wisteria	6	Architex
Wit	6	Maharam
Witzel	3	Momentum
Woodblock	4	Burch

PATTERN –	GRADE –	SUPPLIER –
Woodland II	7	Maharam
Wool Boucle	8	Mayer
Woolish	4	Designtex
Wormwood	5	Architex
Worsted	5	Architex
Wow	4	Anzea
Wow Factor	6	Maharam
Wrangler	4	Burch
Wrangler	3	Arc Com
Wrap	7	Designtex
Wyatt	2	CF Stinson
Wyoming Collection	4	LDI
Xanadu	5	Mayer
XO	5	Anzea
Yarnplay CV	4	Momentum
Yates	1	J Ennis
Ybor	3	CF Stinson
Yellowstone	4	Architex
Yorkville	3	Architex
Your Bird Can Sing	5	Architex
Yukon	4	Burch
Zanzibar	8	CF Stinson
Zaria	1	J Ennis
Zazzle	1	J Ennis
Zen	5	Mayer
Zenith	6	Architex
Ziggy	2	CF Stinson
Zion	3	Burch
Zip	2	Mayer
Zipline	3	Burch
Zipped	7	Momentum
Zodiac	3	Burch
Zodiac	5	J Ennis
Zoots	3	Anzea
Zorro	1	J Ennis
Zulu	5	Anzea
Zulu	2	J Ennis
Zyon	5	Anzea

Unsuitable Cryptons & Vinyls

Beeline EPU	Attesa/Rosetta	Momentum
Center EPU	Attesa/Rosetta	Momentum
Cashmere II	Attesa/Rosetta	Momentum
Core	Attesa/Rosetta	CF Stinson
Dapple	All	Designtex
Groove EPU	Attesa/Rosetta	Momentum
Lyre	All	Arc Com

Recommended Fabrics for Attesa Curved and Valet

Due to application and aesthetic constraints, not all fabrics can be applied to Attesa Curved and Valet. The recommended fabrics below are a short list of tested fabrics, however Stance can review other COM fabrics for suitability on Attesa Curved and Valet.

PATTERN –	GRADE –	SUPPLIER –	PATTERN –	GRADE –	SUPPLIER –
Abbey	4	Mayer Fabrics	Compound	7	Maharam
Actuate	4	Luum Textiles	Connect	2	CF Stinson
Adagio	4	CF Stinson	Corium	5	CF Stinson
Affinity	4	CF Stinson	Cosmos	5	Arc-Com Fabrics, Inc
Alamo	1	CF Stinson	Cosmos	6	Brentano Fabrics Inc.
All Seasons	2	Mayer Fabrics	Cosmos	6	Interspec
Alphabet	4	Designtex	Cover Cloth	5	Momentum Group
Amplify	2	CF Stinson	Crew	8	Maharam
Anagram	5	CF Stinson	Criss Cross	2	CF Stinson
Apollo	5	Arc-Com Fabrics, Inc	Culture	6	Momentum Group
Arc	9	Pallas Textiles	Current	6	Bernhardt Textiles
Arlo	2	J Ennis Fabrics Ltd.	Current	6	Designtex
Atmosphere	2	Arc-Com Fabrics, Inc	Cycle	6	Maharam
Atmosphere	2	CF Stinson	Daydream	4	Architex International
Atomic	8	Arc-Com Fabrics, Inc	Diamond Rock	9	Anzea Textiles
Atomic	2	Mayer Fabrics	Digi Tweed	4	Luum Textiles
Aura	6	CF Stinson	Dotty	9	JF Fabrics
Avant	2	CF Stinson	Drifter	4	Arc-Com Fabrics, Inc
Bali	2	Mayer Fabrics	Drizzle	7	CF Stinson
Bedrock	4	Carnegie	Dupoini	4	Architex International
Beguiled By The Wind	7	Designtex	Dwell	4	Maharam
Beryl	7	Maharam	Emerson	2	Arc-Com Fabrics, Inc
Beta	4	Momentum Group	Emerson	3	Arc-Com Fabrics, Inc
Big Bird	6	Architex International	Encore	2	Mayer Fabrics
Bluff	6	Maharam	English Leather	5	Architex International
Boardwalk	4	Arc-Com Fabrics, Inc	Engrave	6	Arc-Com Fabrics, Inc
Boardwalk	1	Burch Fabrics	Ephesus	5	Mayer Fabrics
Bocce	5	Arc-Com Fabrics, Inc	Epic	2	Momentum Group
Bond	5	CF Stinson	Essential	2	CF Stinson
Bonnie	5	Anzea Textiles	Etch	5	Arc-Com Fabrics, Inc
Box Chain	2	CF Stinson	Etch	5	CF Stinson
Bravo II	4	Momentum Group	Etch	2	Mayer Fabrics
Brisa	5	J Ennis Fabrics Ltd.	Etch	6	Pallas Textiles
Brisa	5	Ultrafabrics Inc.	Etch	2	Panaz USA Inc.
Brushwork	6	CF Stinson	Euclid	2	CF Stinson
Burkina	7	Arc-Com Fabrics, Inc	Faux Mo	4	Momentum Group
Bye Bye Birdie	6	Anzea Textiles	Faux Mo	5	Momentum Group
Cadence	5	Arc-Com Fabrics, Inc	Faux Mo	6	Momentum Group
Caravan	3	Momentum Group	Fedora	2	Mayer Fabrics
Carson CV	2	Momentum Group	Feltro	3	Momentum Group
Cassidy	2	CF Stinson	Fizz	3	CF Stinson
Catwalk	4	CF Stinson	Flanders	2	CF Stinson
Catwalk	2	Mayer Fabrics	Fleck	2	CF Stinson
Cavern Club	3	Architex International	Fleck	2	Momentum Group
Cavo	8	Arc-Com Fabrics, Inc	Fleck	4	Momentum Group
Chalet	8	Maharam	Flux	6	Concertex, LLC
Challenger	1	J Ennis Fabrics Ltd.	Folie	7	Pallas Textiles
Chasm	7	Maharam	Frequency 2.0	4	CF Stinson
Chroma	5	Arc-Com Fabrics, Inc	Function	3	Mayer Fabrics
Chunky Tweed	8	Designtex	Fuse	1	Brentano Fabrics Inc.
Coastline	5	Arc-Com Fabrics, Inc	Fuse	2	CF Stinson
Coexist	8	Architex International	Fuse	2	Momentum Group

Recommended Fabrics for Attesa Curved and Valet

Due to application and aesthetic constraints, not all fabrics can be applied to Attesa Curved and Valet. The recommended fabrics below are a short list of tested fabrics, however Stance can review other COM fabrics for suitability on Attesa Curved and Valet.

PATTERN –	GRADE –	SUPPLIER –	PATTERN –	GRADE –	SUPPLIER –
Galveston	3	Mayer Fabrics	Linea	7	Arc-Com Fabrics, Inc
Gatsby	3	Mayer	Live Wire	5	CF Stinson
Gatsby	5	Arc-Com Fabrics, Inc	Looped In	9	Knoll North America, Corp.
Gemma Multi	9	Maharam	Lore	7	Arc-Com Fabrics, Inc
Gild	7	Maharam	Lore	8	Momentum Group
Glam	5	Arc-Com Fabrics, Inc	Lorelai MB	5	CF Stinson
Glinda	8	Arc-Com Fabrics, Inc	Majorca	7	Arc-Com Fabrics, Inc
Graph	4	CF Stinson	Malibu	3	Mayer Fabrics
Graph	2	Momentum Group	Manner	4	Maharam
Gust	6	Maharam	Mantle	6	Architex International
Happy Tappy	7	CF Stinson	Mantle	5	Maharam
Harlequin	7	Arc-Com Fabrics, Inc	Mantra	2	Momentum Group
Harrison MB	4	CF Stinson	Matter	4	Mayer Fabrics
Hashtag	4	CF Stinson	Meld	4	Maharam
Hexie	7	CF Stinson	Merit	4	Maharam
Highland	5	Anzea Textiles	Metaphor	3	Maharam
Highland	1	Panaz USA Inc.	Mica	2	CF Stinson
Highlight	2	CF Stinson	Moby	1	CF Stinson
Hopsock	2	CF Stinson	Moccasin	2	CF Stinson
Hyde CV	2	Momentum Group	Mode	4	Maharam
Illusion 2	2	Arc-Com Fabrics, Inc	Mode	3	Mayer Fabrics
Infinity	2	Momentum Group	Montage	3	CF Stinson
Insight	2	Arc-Com Fabrics, Inc	Network	6	Arc-Com Fabrics, Inc
Instill	7	Maharam	Nishiki	2	CF Stinson
Intersect	6	Arc-Com Fabrics, Inc	Nook	4	DesignTex
Iona	5	Arc-Com Fabrics, Inc	Nubbly	6	CF Stinson
Iota	5	DesignTex	Oath	6	Momentum Group
Isabella	5	Arc-Com Fabrics, Inc	Odessa	1	Mayer Fabrics
Isabella	5	CF Stinson	Olivia	2	CF Stinson
Jargon	1	Crown	Origami	7	CF Stinson
Jargon	5	Crown	Origin	2	Burch Fabrics
Jillian	2	CF Stinson	Origin	2	Momentum Group
Journey	4	Concertex, LLC	Otto	6	DesignTex
Journey	3	Mayer Fabrics	Otto	3	Momentum Group
Jubilee	8	Concertex, LLC	Oxford	3	Wolf Gordon
Jumper	6	DesignTex	Paramour	7	Architex International
Keen	5	DesignTex	Pastime	4	Mayer Fabrics
Keeper CV	4	Momentum Group	Pebble Trail	4	CF Stinson
Key Largo	2	Mayer Fabrics	Petal Dots	6	CF Stinson
Keynote	5	Momentum Group	Phoenix	3	J Ennis Fabrics Ltd.
Kit	5	Momentum Group	Phoenix	2	Mayer Fabrics
Kuba	7	Arc-Com Fabrics, Inc	Phoenix	2	Triden Distributors Ltd
Kusari	3	CF Stinson	Piccadilly	2	Panaz USA Inc.
Lariat	5	Maharam	Ping Pong	6	CF Stinson
Lattice	2	CF Stinson	Pip	4	Momentum Group
Lavish	3	Mayer Fabrics	Pod	6	CF Stinson
Leafdot CV	5	Momentum Group	Poseidon	8	Ultrafabrics Inc.
Ledger	4	Maharam	Posh	4	CF Stinson
Legend	7	Arc-Com Fabrics, Inc	Posh	6	Momentum Group
Legend	6	Knoll North America, Corp.	Prime	3	DesignTex
Leisure	5	Architex International	Prompt	5	Knoll North America, Corp.
Level	3	CF Stinson	Propel	5	Architex International

Recommended Fabrics for Attessa Curved and Valet

Due to application and aesthetic constraints, not all fabrics can be applied to Attessa Curved and Valet. The recommended fabrics below are a short list of tested fabrics, however Stance can review other COM fabrics for suitability on Attessa Curved and Valet.

PATTERN –	GRADE –	SUPPLIER –	PATTERN –	GRADE –	SUPPLIER –
Rainbow	6	Architex International	St Barts	5	Architex International
Raya	7	Arc-Com Fabrics, Inc	Stallion	2	Arc-Com Fabrics, Inc
Razzle Dazzle	9	Stance Healthcare	Stallion	6	CF Stinson
Realm	4	CF Stinson	Strand	2	CF Stinson
Regal	3	Panaz USA Inc.	Strand	6	CULP, Inc.
Rein II	4	Momentum Group	Strand	6	Designtex
Remix	6	Kravet Canada	Sundance	4	CF Stinson
Renna	7	Anzea Textiles	Sundance	3	Triden Distributors Ltd
Reverie	4	Pallas Textiles	Swivel	7	Maharam
Ritz	4	CF Stinson	Taro	1	Maxwell Fabrics
Riva	9	Concertex, LLC	Tessuto	3	CF Stinson
Riverstone	3	CF Stinson	Thera	6	Concertex, LLC
Rodeo	3	Arc-Com Fabrics, Inc	Tierra	1	Maxwell Fabrics
Round Trip	5	CF Stinson	Tilt	2	CF Stinson
Route	2	CF Stinson	Touchstone	2	CF Stinson
Rubric	6	CF Stinson	Tradewinds CV	4	Momentum Group
Runway	2	CF Stinson	Traverse	6	Arc-Com Fabrics, Inc
Sandstone	4	Pallas Textiles	Traverse	3	Swavelle
Santorini	7	Arc-Com Fabrics, Inc	Traverse	5	Swavelle
Sarto	4	Concertex, LLC	Tribeca	2	CF Stinson
Satchel	3	CF Stinson	Tribeca CV	3	Momentum Group
Scuba	6	Maharam	Trivia	8	Momentum Group
Sentry	3	Coral Fabrics	Trove	4	Designtex
Sentry HC	2	CF Stinson	Trove	5	Designtex
Shantung	3	CF Stinson	Tweedy	7	Panaz USA Inc.
Sherlock 2	4	Arc-Com Fabrics, Inc	Ultraleather	6	Ultrafabrics Inc.
Shift	9	Pallas Textiles	Vanguard CV	3	Momentum Group
Shimmer	4	Arc-Com Fabrics, Inc	Vector	2	Burch Fabrics
Shimmy	4	CF Stinson	Vector	6	Concertex, LLC
Shuttle	6	Momentum Group	Vector	6	Mayer Fabrics
Silica Fritz	7	Momentum Group	Veer	6	Momentum Group
Silica Strata	7	Momentum Group	Vesper	1	Maxwell Fabrics
Silica Stride	6	Momentum Group	Voyager	9	Concertex, LLC
Silica Suede	7	Momentum Group	Watercolor Grid	5	CF Stinson
Silicone Element	6	Designtex	Weft	2	CF Stinson
Silicone Swayed	6	Architex International	Wend	5	Designtex
Silvertex	3	Anzea Textiles	Zip	8	Arc-Com Fabrics, Inc
Silvertex	2	Burch Fabrics			
Silvertex	5	J Ennis Fabrics Ltd.			
Silverweave	2	Mayer Fabrics			
Sirocco	6	CF Stinson			
Sketch	6	Designtex			
Skye	7	Arc-Com Fabrics, Inc			
Skye	3	Concertex, LLC			
Smart	8	Knoll North America, Corp.			
Smart Soft	4	Momentum Group			
Soho	1	Arc-Com Fabrics, Inc			
Sophisticate	2	Mayer Fabrics			
Sort	5	Maharam			
Spandau	4	Designtex			
Speakeasy CV	4	Momentum Group			
Spectrum	5	Arc-Com Fabrics, Inc			

Accent

Metal Seating Collection

When ordering this product, specification codes must be added to unit Model Number, as shown below.

NOTE: Upholstery and/or additional options must be specified separately.



WOOD BACK FINISH
AND DESIGN (IF APPLICABLE) –

ARM
COLOR –

METAL
FRAME FINISH –

Accent

MODEL
NUMBER –

METAL FRAME
FINISH –

ARM
COLOR –

WOOD BACK FINISH
(IF APPLICABLE) –

WOOD BACK DESIGN
(IF APPLICABLE) –

SA510 –SS –PG –MA –B

GM Gunmetal	PB Black	AR Aria	B Oval
MB Metallic Beige	PG Grey	CL Candlelight	
SB Smooth Black	PT Taupe	CN Chestnut	
SS Smooth Silver		CH Chocolate	
TB Textured Black		DV Dolce Vita	
TN Textured Nickel		GR Grenada	
		HM Hard Rock Maple	
		HA Havana	
		PA Palomino	
		PE Pebble	
		SA Sand	
		WC White Chocolate	

Accent

Metal Seating Collection

Different fabrics may be specified on the seat and on the back. In this case, use the higher grade of the two. No additional upcharge applies. All prices are in CA dollars (CAD).

SA500 / SA500-WB

DESCRIPTION –

Stacking chair, armless
18" seat width
Stacks 6 high



DIMENSIONS –

Width 20
Depth 21
Height 32.5
Seat Width 18
Seat Height 18
COM Yard Back 0.5
COM Yard Seat 0.5
Ship Weight 16

OPTIONS –

Moisture barrier, *per seat* +58
Wall saver rear leg +29
Sled base frame +45
Ganging clip (black or grey) +18



GANGING CLIP

MODEL NO.	COM/1	2	3	4	5	6	7	8
SA500	529	576	628	672	734	794	856	917
SA500-WB	588	630	675	718	764	803	836	871

WB = WOOD BACK (NOT SHOWN)

SA510 / SA510-WB

DESCRIPTION –

Stacking chair, arms
18" seat width
Stacks 6 high



DIMENSIONS –

Width 23.5
Depth 21
Height 32.5
Seat Width 18
Seat Height 18
Arm Height 26.5
COM Yard Back 0.5
COM Yard Seat 0.5
Ship Weight 18

OPTIONS –

Moisture barrier, *per seat* +58
Wall saver rear leg +29
Sled base frame +45
Ganging clip (black or grey) +18



GANGING CLIP

MODEL NO.	COM/1	2	3	4	5	6	7	8
SA510	529	576	628	672	734	794	856	917
SA510-WB	588	630	675	718	764	809	854	900

WB = WOOD BACK (NOT SHOWN)

Accent

Accent

Metal Seating Collection

Different fabrics may be specified on the seat and on the back. In this case, use the higher grade of the two. No additional upcharge applies. All prices are in CA dollars (CAD).

SA550 / SA550-WB

DESCRIPTION –

Stacking Chair, armless
22" seat width
Stacks 6 high



DIMENSIONS –

Width 23.5
Depth 21
Height 32.5
Seat Width 22
Seat Height 18
COM Yard Back 0.75
COM Yard Seat 0.75
Ship Weight 22

OPTIONS –

Moisture barrier, *per seat* +58
Wall saver rear leg +29
Sled base frame +45
Ganging clip (black or grey) +18



GANGING CLIP

MODEL NO.	COM/1	2	3	4	5	6	7	8
SA550	675	761	848	937	1029	1120	1213	1306
SA550-WB	702	759	816	874	933	993	1052	1112

WB = WOOD BACK (NOT SHOWN)

SA560 / SA560-WB

DESCRIPTION –

Stacking Chair, arms
22" seat width
Stacks 6 high



DIMENSIONS –

Width 27
Depth 21
Height 32.5
Seat Width 22
Seat Height 18
Arm Height 26.5
COM Yard Back 0.75
COM Yard Seat 0.75
Ship Weight 24

OPTIONS –

Moisture barrier, *per seat* +58
Wall saver rear leg +29
Sled base frame +45
Ganging clip (black or grey) +18



GANGING CLIP

MODEL NO.	COM/1	2	3	4	5	6	7	8
SA560	675	761	848	937	1029	1120	1213	1306
SA560-WB	702	759	816	874	933	993	1052	1112

WB = WOOD BACK (NOT SHOWN)

Accent

Accent

Metal Seating Collection

Different fabrics may be specified on the seat and on the back. In this case, use the higher grade of the two. No additional upcharge applies. All prices are in CA dollars (CAD).

SA515 / SA515-WB

DESCRIPTION –

Stacking chair, casters

18" seat width

Stacks 6 high



DIMENSIONS –

Width 23.5

Depth 21

Height 32.5

Seat Width 18

Seat Height 18

Arm Height 26.5

COM Yard Back 0.5

COM Yard Seat 0.5

Ship Weight 18

OPTIONS –

Moisture barrier, *per seat* +58

MODEL NO.	COM/1	2	3	4	5	6	7	8
SA515	694	743	798	841	906	967	1033	1099
SA515-WB	756	798	840	885	927	973	1020	1066

WB = WOOD BACK (NOT SHOWN)

SA520 / SA520-WB

DESCRIPTION –

Stacking Chair

26" seat width

Stacks 4 high



DIMENSIONS –

Width 32

Depth 21

Height 32.5

Seat Width 26

Seat Height 18

Arm Height 26.5

COM Yard Back 1

COM Yard Seat 1

Ship Weight 28

OPTIONS –

Moisture barrier, *per seat* +58

Wall saver rear leg +29

Sled base +45

Ganging clip (black or grey) +18



GANGING CLIP

MODEL NO.	COM/1	2	3	4	5	6	7	8
SA520	850	957	1064	1174	1288	1403	1519	1635
SA520-WB	860	944	1031	1119	1207	1298	1388	1479

WB = WOOD BACK (NOT SHOWN)

Accent

Accent

Metal Seating Collection

Different fabrics may be specified on the seat and on the back. In this case, use the higher grade of the two. No additional upcharge applies. All prices are in CA dollars (CAD).

SA530 / SA530-WB

DESCRIPTION –

Hip Chair
18" seat width



DIMENSIONS –

Width 23.5
Depth 21
Height 36
Seat Width 18
Seat Height 24.5
Arm Height 30
COM Yard Back 0.5
COM Yard Seat 0.5
Ship Weight 22

OPTIONS –

Moisture barrier, *per seat* +58

MODEL NO.	COM/1	2	3	4	5	6	7	8
SA530	736	801	863	977	1058	1133	1247	1360
SA530-WB	789	835	883	930	980	1028	1078	1127

WB = WOOD BACK (NOT SHOWN)

SA580 / SA580-WB / SA590 / SA590-WB

DESCRIPTION –

Stool, armless (SA580)
Stool, arms (SA590)



DIMENSIONS –

Width 23.5
Depth 21
Height 43.5
Seat Width 18.5
Seat Height 28
Arm Height 36
COM Yard Back 0.5
COM Yard Seat 0.5
Ship Weight 24

OPTIONS –

Moisture barrier, *per seat* +58

MODEL NO.	COM/1	2	3	4	5	6	7	8
SA580	702	770	841	914	987	1062	1138	1214
SA580-WB	765	810	852	898	943	990	1036	1083
SA590	714	783	853	926	1000	1073	1148	1223
SA590-WB	778	821	863	909	954	1001	1047	1094

WB = WOOD BACK (NOT SHOWN)

Accent

Accent

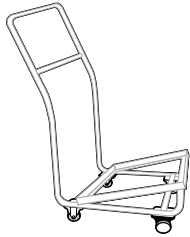
Occasional Table Collection

Different fabrics may be specified on the seat and on the back. In this case, use the higher grade of the two. No additional upcharge applies. All prices are in CA dollars (CAD).

SA900B / SA901B / SA902B

DESCRIPTION –

Accent Chair Dolly



DIMENSIONS –

Width 20.75/24.75/30.75

Depth 30

Height 40.5

MODEL NO.

PRICE

SA900B	Standard (stacks 10 – width 20.75)	CAD \$	554
SA901B	Mid (stacks 6 – width 24.75)	CAD \$	605
SA902B	Bariatric (stacks 6 – width 30.75)	CAD \$	661

SFAC-181817

DESCRIPTION –

Square Table

18" x 18"



DIMENSIONS –

Width 18

Length 18

Depth 17

Cubic Feet 2

Ship Weight 15

AVAILABLE IN 12 THERMOFOIL FINISHES –

Aria, Candlelight, Chestnut, Chocolate,

Dolce Vita, Grenada, Hardrock Maple,

Havana, Palomino, Pebble, Sand,

White Chocolate

MODEL NO.

PRICE

SFAC-181817	Thermoformed top	CAD \$	450
--------------------	------------------	--------	-----

Accent

Accent

Occasional Table Collection

Different fabrics may be specified on the seat and on the back. In this case, use the higher grade of the two. No additional upcharge applies. All prices are in CA dollars (CAD).

QUTFR2017

DESCRIPTION –

Round Table



DIMENSIONS –

Width 20
 Depth 20
 Height 17
 Cubic Feet 3
 Ship Weight 14 (–SO 20)

AVAILABLE IN 12 THERMOFOIL FINISHES –

Aria, Candlelight, Chestnut, Chocolate,
 Dolce Vita, Grenada, Hardrock Maple,
 Havana, Palomino, Pebble, Sand,
 White Chocolate

MODEL NO.		PRICE	
QUTFR2017-TH	Thermofoil top	CAD \$	525
QUTFR2017-SO	Corian® Solid Surface top	CAD \$	1362

QUTF181817

DESCRIPTION –

Square Side Table



DIMENSIONS –

Width 18
 Depth 18
 Height 17
 Cubic Feet 3
 Ship Weight 13 (–SO 20)

AVAILABLE IN 12 THERMOFOIL FINISHES –

Aria, Candlelight, Chestnut, Chocolate,
 Dolce Vita, Grenada, Hardrock Maple,
 Havana, Palomino, Pebble, Sand,
 White Chocolate

MODEL NO.		PRICE	
QUTF181817-TH	Thermofoil top	CAD \$	505
QUTF181817-SO	Corian® Solid Surface top	CAD \$	1276

Accent

Accent Jr.

Children's Furniture Collection

When ordering this product, specification codes must be added to unit Model Number, as shown below.

NOTE: Upholstery and/or additional options must be specified separately.



WOOD BACK FINISH
(IF APPLICABLE) –

METAL
FRAME FINISH –

MODEL
NUMBER –

METAL FRAME
FINISH –

WOOD BACK FINISH
(IF APPLICABLE) –

ACC114A-WB-SS -MA

GM Gunmetal	AR Aria
MB Metallic Beige	CL Candlelight
SB Smooth Black	CN Chestnut
SS Smooth Silver	CH Chocolate
TB Textured Black	DV Dolce Vita
TN Textured Nickel	GR Grenada
	HM Hard Rock Maple
	HA Havana
	PA Palomino
	PE Pebble
	SA Sand
	WC White Chocolate

Accent Jr.

Accent Jr.

Children's Furniture Collection

Different fabrics may be specified on the seat and on the back. In this case, use the higher grade of the two. No additional upcharge applies. All prices are in CA dollars (CAD).

ACC114A

DESCRIPTION –

Chair, upholstered back
14" seat width
Stacks 6 high



DIMENSIONS –

Width 15.5
Depth 16
Height 24
Seat Width 14
Seat Depth 13.5
Seat Height 14.75
COM Yard Back 0.5
COM Yard Seat 0.5
Cubic Feet 10.5
Ship Weight 18

OPTIONS –

Moisture barrier, *per seat* +48
Ganging clip (black or grey) +18



GANGING CLIP

MODEL NO.	COM/1	2	3	4	5	6	7	8
ACC114A	489	532	577	621	666	710	755	800

ACC114A-WB

DESCRIPTION –

Chair, wood back
14" seat width
Stacks 4 high



DIMENSIONS –

Width 15.5
Depth 16
Height 24
Seat Width 14
Seat Depth 13.5
Seat Height 14.75
COM Yard Seat 0.5
Cubic Feet 3.3
Ship Weight 10.5

OPTIONS –

Moisture barrier, *per seat* +48
Ganging clip (black or grey) +18



GANGING CLIP

MODEL NO.	COM/1	2	3	4	5	6	7	8
ACC114A-WB	493	514	534	555	574	597	620	642

Accent Jr.

Accent Jr.

Children's Furniture Collection

ACTF-204022-OV

DESCRIPTION –

Oval Activity Table



DIMENSIONS –

Width 40

Depth 20

Height 22

Cubic Feet 10.2

Ship Weight 27.5

AVAILABLE IN 12 LAMINATED FINISHES –

Aria, Candlelight, Chestnut, Chocolate,

Dolce Vita, Grenada, Hardrock Maple,

Havana, Palomino, Pebble, Sand,

White Chocolate

MODEL NO.

PRICE

ACTF-204022-OV

CAD \$

989

ACTF-30D22

DESCRIPTION –

Round Activity Table

30" diameter



DIMENSIONS –

Width 30

Depth 30

Height 22

Cubic Feet 7.3

Ship Weight 20.5

AVAILABLE IN 12 LAMINATED FINISHES –

Aria, Candlelight, Chestnut, Chocolate,

Dolce Vita, Grenada, Hardrock Maple,

Havana, Palomino, Pebble, Sand,

White Chocolate

MODEL NO.

PRICE

ACTF-30D22

CAD \$

959

Accent Jr.

Accent Jr.

Children's Furniture Collection

Different fabrics may be specified on the seat and on the back. In this case, use the higher grade of the two. No additional upcharge applies. All prices are in CA dollars (CAD).

ACTF-36D22

DESCRIPTION –

Round Activity Table
36" diameter



DIMENSIONS –

Width 36
Depth 36
Height 22
Cubic Feet 7.3
Ship Weight 20.5

AVAILABLE IN 12 LAMINATED FINISHES –

Aria, Candlelight, Chestnut, Chocolate,
Dolce Vita, Grenada, Hardrock Maple,
Havana, Palomino, Pebble, Sand,
White Chocolate

MODEL NO.

ACTF-36D22

PRICE

CAD \$ 1029

ACTF-204022-KD

DESCRIPTION –

Kidney Activity Table



DIMENSIONS –

Width 40
Depth 21
Height 22
Cubic Feet 10.7
Ship Weight 27.5

AVAILABLE IN 12 LAMINATED FINISHES –

Aria, Candlelight, Chestnut, Chocolate,
Dolce Vita, Grenada, Hardrock Maple,
Havana, Palomino, Pebble, Sand,
White Chocolate

MODEL NO.

ACTF-204022-KD

PRICE

CAD \$ 989

Accent Jr.

Quantum

Metal Seating Collection

When ordering this product, specification codes must be added to unit Model Number, as shown below.

NOTE: Upholstery and/or additional options must be specified separately.



WOOD BACK FINISH
(IF APPLICABLE) –

WOOD BACK CUTOUT
DESIGN (IF APPLICABLE) –

ARM
COLOR –

METAL
FRAME FINISH –

Quantum

MODEL
NUMBER –



METAL FRAME
FINISH –

ARM
COLOR –

WOOD BACK FINISH
(IF APPLICABLE) –

WOOD BACK CUTOUT
DESIGN (IF APPLICABLE) –

QUC118F –SS –PB –HA –B

GM Gunmetal	PB Black	AR Aria	B Oval
MB Metallic Beige	PG Grey	CL Candlelight	
SB Smooth Black	PT Taupe	CN Chestnut	
SS Smooth Silver		CH Chocolate	N Wood Plain
TB Textured Black		DV Dolce Vita	
TN Textured Nickel		GR Grenada	
		HM Hard Rock Maple	
		HA Havana	
		PA Palomino	
		PE Pebble	
		SA Sand	
		WC White Chocolate	

Quantum

Metal Seating Collection

Different fabrics may be specified on the seat and on the back. In this case, use the higher grade of the two. No additional upcharge applies. All prices are in CA dollars (CAD).

QUC118F

DESCRIPTION –

Stacking Chair, arms

18" seat width

Stacks 6 high



DIMENSIONS –

Width 22

Depth 22

Height 34

Seat Width 18

Seat Depth 17

Seat Height 18

Arm Height 27

COM Yard Back 0.75

COM Yard Seat 0.5

Cubic Feet 10

Ship Weight 17

OPTIONS –

Moisture barrier, *per seat* +58

Sled base (-SLB) +45

Wall saver rear leg +29

Ganging clip +18

MODEL NO.	COM/1	2	3	4	5	6	7	8
QUC118F	568	618	674	722	789	853	920	987
QUC118F-WB	632	666	700	734	768	802	837	871

WB = WOOD BACK (NOT SHOWN)

QUC118A

DESCRIPTION –

Stacking Chair, armless

18" seat width

Stacks 6 high



DIMENSIONS –

Width 22

Depth 22

Height 34

Seat Width 18

Seat Depth 17

Seat Height 18

COM Yard Back 0.75

COM Yard Seat 0.5

Cubic Feet 10

Ship Weight 16

OPTIONS –

Moisture barrier, *per seat* +58

Sled base (-SLB) +45

Wall saver rear leg +29

Ganging clip +18

MODEL NO.	COM/1	2	3	4	5	6	7	8
QUC118A	568	618	674	722	789	853	920	987
QUC118A-WB	632	666	700	734	768	809	854	900

WB = WOOD BACK (NOT SHOWN)

Quantum

Quantum

Metal Seating Collection

Different fabrics may be specified on the seat and on the back. In this case, use the higher grade of the two. No additional upcharge applies. All prices are in CA dollars (CAD).

QUC122F

DESCRIPTION –

Stacking Chair, arms
22" seat width
Stacks 6 high



DIMENSIONS –

Width 26
Depth 22
Height 34
Seat Width 22
Seat Depth 17
Seat Height 18
Arm Height 27
COM Yard Back 1
COM Yard Seat 0.75
Cubic Feet 11
Ship Weight 25

OPTIONS –

Moisture barrier, *per seat* +58
Sled base (-SLB) +45
Wall saver rear leg +29
Ganging clip +18

MODEL NO.	COM/1	2	3	4	5	6	7	8
QUC122F	790	891	992	1097	1205	1313	1421	1528
QUC122F-WB	812	862	913	963	1014	1064	1115	1166

WB = WOOD BACK (NOT SHOWN)

QUC122A

DESCRIPTION –

Stacking Chair, armless
22" seat width
Stacks 6 high



DIMENSIONS –

Width 26
Depth 22
Height 34
Seat Width 22
Seat Depth 17
Seat Height 18
COM Yard Back 1
COM Yard Seat 0.75
Cubic Feet 11
Ship Weight 23

OPTIONS –

Moisture barrier, *per seat* +58
Sled base (-SLB) +45
Wall saver rear leg +29
Ganging clip +18

MODEL NO.	COM/1	2	3	4	5	6	7	8
QUC122A	790	891	992	1097	1205	1313	1421	1528
QUC122A-WB	812	862	913	963	1014	1064	1115	1166

WB = WOOD BACK (NOT SHOWN)

Quantum

Quantum

Metal Seating Collection

Different fabrics may be specified on the seat and on the back. In this case, use the higher grade of the two. No additional upcharge applies. All prices are in CA dollars (CAD).

QUC126F

DESCRIPTION –

Stacking Chair

26" seat width

Stacks 4 high



DIMENSIONS –

Width 30

Depth 22

Height 34

Seat Width 26

Seat Depth 17

Seat Height 18

Arm Height 27

COM Yard Back 1.25

COM Yard Seat 1

Cubic Feet 13

Ship Weight 32

OPTIONS –

Moisture barrier, *per seat* +58

Wall saver rear leg +29

Ganging clip +18

MODEL NO.	COM/1	2	3	4	5	6	7	8
QUC126F	913	1028	1144	1261	1385	1508	1632	1756
QUC126F-WB	924	1015	1108	1202	1296	1395	1493	1591

WB = WOOD BACK (NOT SHOWN)

QUC118F-CA

DESCRIPTION –

Stacking Chair, casters

18" seat width



DIMENSIONS –

Width 22

Depth 22

Height 34

Seat Width 18

Seat Depth 17

Seat Height 18

COM Yard Back 0.75

COM Yard Seat 0.5

Cubic Feet 10

Ship Weight 25

OPTIONS –

Moisture barrier, *per seat* +58

MODEL NO.	COM/1	2	3	4	5	6	7	8
QUC118F-CA	745	797	858	903	973	1040	1109	1179
QUC118F-CA-WB	812	846	880	914	948	983	1017	1051

WB = WOOD BACK (NOT SHOWN)

Quantum

Quantum

Metal Seating Collection

Different fabrics may be specified on the seat and on the back. In this case, use the higher grade of the two. No additional upcharge applies. All prices are in CA dollars (CAD).

QUC118E

DESCRIPTION –

Hip Chair
18" seat width



DIMENSIONS –

Width 22
Depth 22
Height 40
Seat Width 18
Seat Depth 17
Seat Height 24
Arm Height 33
COM Yard Back 0.75
COM Yard Seat 0.5
Cubic Feet 11
Ship Weight 37

OPTIONS –

Moisture barrier, *per seat* +58

MODEL NO.	COM/1	2	3	4	5	6	7	8
QUC118E	790	861	928	1049	1124	1217	1339	1460
QUC11E-WB	847	898	948	999	1054	1104	1158	1213

WB = WOOD BACK (NOT SHOWN)

QUC118FB

DESCRIPTION –

Stool, arms
18" seat width



DIMENSIONS –

Width 22
Depth 22
Height 44
Seat Width 18
Seat Depth 17
Seat Height 28
COM Yard Back 0.75
COM Yard Seat 0.5
Cubic Feet 12
Ship Weight 40

OPTIONS –

Moisture barrier, *per seat* +58

MODEL NO.	COM/1	2	3	4	5	6	7	8
QUC118FB	767	828	905	983	1060	1141	1221	1302
QUC118FB-WB	822	869	914	965	1014	1063	1114	1165

WB = WOOD BACK (NOT SHOWN)

Quantum

Quantum

Metal Seating Collection

Different fabrics may be specified on the seat and on the back. In this case, use the higher grade of the two. No additional upcharge applies. All prices are in CA dollars (CAD).

QUC118BA

DESCRIPTION –

Stool, armless
18" seat width



DIMENSIONS –

Width 22
Depth 22
Height 44
Seat Width 18
Seat Depth 17
Seat Height 28
COM Yard Back 0.75
COM Yard Seat 0.5
Cubic Feet 12
Ship Weight 40

OPTIONS –

Moisture barrier, *per seat* +58

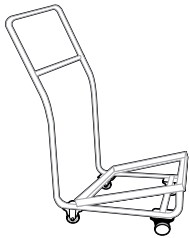
MODEL NO.	COM/1	2	3	4	5	6	7	8
QUC118BA	767	828	905	983	1060	1141	1221	1302
QUC118BA-WB	822	869	914	965	1014	1063	1114	1165

WB = WOOD BACK (NOT SHOWN)

SA900B / SA901B / SA902B

DESCRIPTION –

Quantum Chair Dolly



DIMENSIONS –

Width 20.75/24.75/30.75
Depth 30
Height 40.5

MODEL NO.		PRICE
SA900B	Standard (stacks 10 – width 20.75)	CAD \$ 554
SA901B	Mid (stacks 6 – width 24.75)	CAD \$ 605
SA902B	Bariatric (stacks 6 – width 30.75)	CAD \$ 661

Quantum

Quantum

Occasional Table Collection

QUTFR2017

DESCRIPTION –

Round Table



DIMENSIONS –

Width 20

Depth 20

Height 17

Cubic Feet 3

Ship Weight 14 (-SO 20)

MODEL NO.			PRICE
QUTFR2017-TH	Thermofoil top	CAD \$	525
QUTFR2017-SO	Corian® Solid Surface top	CAD \$	1362

QUT181817

DESCRIPTION –

Square Side Table



DIMENSIONS –

Width 18

Depth 18

Height 17

Cubic Feet 3

Ship Weight 13 (-SO 20)

MODEL NO.			PRICE
QUT181817-TH	Thermofoil top	CAD \$	505
QUT181817-SO	Corian® Solid Surface top	CAD \$	1276

Quantum

Marathon

Metal Seating Collection

When ordering this product, specification codes must be added to unit Model Number, as shown below.

NOTE: Upholstery and/or additional options must be specified separately.



ARM
COLOR -

METAL
FRAME FINISH -

MODEL
NUMBER -

METAL FRAME
FINISH -

ARM
COLOR -

MRC121F -SS -PB

GM Gunmetal	PB Black
MB Metallic Beige	PG Grey
SB Smooth Black	PT Taupe
SS Smooth Silver	
TB Textured Black	
TN Textured Nickel	

Marathon

Marathon

Metal Seating Collection

Different fabrics may be specified on the seat and on the back. In this case, use the higher grade of the two. No additional upcharge applies. All prices are in CA dollars (CAD).

MRC121F

DESCRIPTION –

Guest Chair
21" seat width



DIMENSIONS –

Width 23.5
Depth 27.5
Height 35
Seat Width 21
Seat Depth 19.5
Seat Height 18.5
Arm Height 26.5
COM Yard Back 1
COM Yard Seat 0.75
Cubic Feet 13
Ship Weight 31

OPTIONS –

Moisture barrier, *per seat* +85
Ganging bracket (1 per 2 chairs) +50
Memory gel seat topper +85

MODEL NO.	COM/1	2	3	4	5	6	7	8
MRC121F	880	1022	1150	1281	1415	1550	1693	1842

MRC124F

DESCRIPTION –

Guest Chair
24" seat width



DIMENSIONS –

Width 26.5
Depth 27.5
Height 35
Seat Width 24
Seat Depth 19.5
Seat Height 18.5
Arm Height 26.5
COM Yard Back 1
COM Yard Seat 0.75
Cubic Feet 15
Ship Weight 34

OPTIONS –

Moisture barrier, *per seat* +85
Ganging bracket (1 per 2 chairs) +50
Memory gel seat topper +90

MODEL NO.	COM/1	2	3	4	5	6	7	8
MRC124F	1005	1157	1302	1451	1602	1756	1913	2070

Marathon

Marathon

Metal Seating Collection

Different fabrics may be specified on the seat and on the back. In this case, use the higher grade of the two. No additional upcharge applies. All prices are in CA dollars (CAD).

MRC131F

DESCRIPTION –

Guest Chair
31" seat width



DIMENSIONS –

Width 33.5

Depth 27.5

Height 35

Seat Width 31

Seat Depth 19.5

Seat Height 18.5

Arm Height 26.5

COM Yard Back 1.75

COM Yard Seat 1.25

Cubic Feet 19

Ship Weight 41

OPTIONS –

Moisture barrier, *per seat* +85

Ganging bracket (1 per 2 chairs) +50

Memory gel seat topper +95

MODEL NO.	COM/1	2	3	4	5	6	7	8
MRC131F	1267	1487	1699	1915	2134	2358	2585	2816

MRC121E

DESCRIPTION –

Hip Chair



DIMENSIONS –

Width 23.25

Depth 30.75

Height 41.25

Seat Width 21

Seat Depth 19

Seat Height 24.5

Arm Height 33

COM Yard Back 1

COM Yard Seat 0.75

Cubic Feet 17

Ship Weight 37

OPTIONS –

Moisture barrier, *per seat* +85

Memory gel seat topper +85

MODEL NO.	COM/1	2	3	4	5	6	7	8
MRC121E	1584	1732	1868	2004	2145	2288	2433	2581

Marathon

Marathon

Metal Seating Collection

Different fabrics may be specified on the seat and on the back. In this case, use the higher grade of the two. No additional upcharge applies. All prices are in CA dollars (CAD).

MRC221F

DESCRIPTION –

Two-seat
21" seat width



DIMENSIONS –

Width 45.75
Depth 27.5
Height 35
Seat Width 21
Seat Depth 19.5
Seat Height 18.5
Arm Height 26.5
COM Yard Back 2
COM Yard Seat 1.5
Cubic Feet 25
Ship Weight 54

OPTIONS –

Moisture barrier, *per seat* +85
Memory gel seat topper +85

MODEL NO.	COM/1	2	3	4	5	6	7	8
MRC221F	1701	1973	2234	2499	2769	3044	3324	3608

MRC321F

DESCRIPTION –

Three-seat
21" seat width



DIMENSIONS –

Width 68
Depth 27.5
Height 35
Seat Width 21
Seat Depth 19.5
Seat Height 18.5
Arm Height 26.5
COM Yard Back 3
COM Yard Seat 2.5
Cubic Feet 38
Ship Weight 78

OPTIONS –

Moisture barrier, *per seat* +85
Memory gel seat topper +85

MODEL NO.	COM/1	2	3	4	5	6	7	8
MRC321F	2529	2938	3330	3728	4133	4546	4966	5392

Marathon

Marathon

Occasional Table Collection

MRT-181816

DESCRIPTION –

Square Table



DIMENSIONS –

Width 18

Depth 18

Height 16

Cubic Feet 2

Ship Weight 24

AVAILABLE IN 12 LAMINATED FINISHES –

Aria, Candlelight, Chestnut, Chocolate,

Dolce Vita, Grenada, Hardrock Maple,

Havana, Palomino, Pebble, Sand,

White Chocolate

MODEL NO.

PRICE

MRT-181816-P	HPL with 3mm PVC edge	CAD \$	913
MRT-181816-S	Corian® Solid Surface	CAD \$	1451

MRT-20D16

DESCRIPTION –

Round Table



DIMENSIONS –

Width 20

Depth 20

Height 16

Cubic Feet 2

Ship Weight 24

AVAILABLE IN 12 LAMINATED FINISHES –

Aria, Candlelight, Chestnut, Chocolate,

Dolce Vita, Grenada, Hardrock Maple,

Havana, Palomino, Pebble, Sand,

White Chocolate

MODEL NO.

PRICE

MRT-20D16-P	HPL with 3mm PVC edge	CAD \$	900
MRT-20D16-S	Corian® Solid Surface	CAD \$	1434

Marathon

Legend

Metal Seating Collection

When ordering this product, specification codes must be added to unit Model Number, as shown below.

NOTE: Upholstery and/or additional options must be specified separately.



Legend

MODEL
NUMBER -

METAL FRAME
FINISH -

ARM CAP
FINISHES -

LG21-OA -SS -CL

GM Gunmetal	Wood	Polyurethane
MB Metallic Beige	AR Aria	PB Black
SB Smooth Black	CL Candlelight	PG Grey
SS Smooth Silver	CN Chestnut	PT Taupe
TB Textured Black	CH Chocolate	
TN Textured Nickel	DV Dolce Vita	
	GR Grenada	
	HM Hard Rock Maple	
	HA Havana	
	PA Palomino	
	PE Pebble	
	SA Sand	
	WC White Chocolate	

Legend

Metal Seating Collection

Different fabrics may be specified on the seat and on the back. In this case, use the higher grade of the two. No additional upcharge applies. All prices are in CA dollars (CAD).

LG21-OA

DESCRIPTION –

Guest Chair
21" seat width



DIMENSIONS –

Width 24.5

Depth 25.25

Height 34.25

Seat Width 21

Seat Depth 20

Seat Height 18

Arm Height 26.5

COM Yard Back 1 / Seat 0.75

Cubic Feet 13

Ship Weight 38

OPTIONS –

Moisture barrier, *per seat* +85

Ganging bracket (1 per 2 chairs) +50

Wood arm caps +0

Polyurethane arm caps +0

Corian® Solid Surface arm caps +795

Memory gel seat topper +85

MODEL NO.	COM/1	2	3	4	5	6	7	8
LG21-OA	1078	1188	1305	1435	1561	1686	1815	1945

LG24-OA

DESCRIPTION –

Guest Chair
24" seat width



DIMENSIONS –

Width 27.5

Depth 25.25

Height 34.25

Seat Width 24

Seat Depth 20

Seat Height 18

Arm Height 26.5

COM Yard Back 1 / Seat 0.75

Cubic Feet 15

Ship Weight 42

OPTIONS –

Moisture barrier, *per seat* +85

Ganging bracket (1 per 2 chairs) +50


Wood arm caps +0

Polyurethane arm caps +0

Corian® Solid Surface arm caps +795

Memory gel seat topper +90

MODEL NO.	COM/1	2	3	4	5	6	7	8
LG24-OA	1246	1415	1581	1752	1930	2096	2280	2468



Legend

Metal Seating Collection

Different fabrics may be specified on the seat and on the back. In this case, use the higher grade of the two. No additional upcharge applies. All prices are in CA dollars (CAD).

LB31-OA

DESCRIPTION –

Guest Chair
31" seat width



DIMENSIONS –

Width 34.5
Depth 25.25
Height 34.25
Seat Width 31
Seat Depth 20
Seat Height 18
Arm Height 26.5
COM Yard Back 1.75 / Seat 1.25
Cubic Feet 19
Ship Weight 54

OPTIONS –

Moisture barrier, *per seat* +85
Ganging bracket (1 per 2 chairs) +50
Wood arm caps +0
Polyurethane arm caps +0
Corian® Solid Surface arm caps +795
Memory gel seat topper +95

MODEL NO.	COM/1	2	3	4	5	6	7	8
LB31-OA	1569	1806	2041	2279	2526	2783	3044	3310

LEC121E-OA

DESCRIPTION –

Hip Chair




DIMENSIONS –

Width 24.5
Depth 28.75
Height 40.75
Seat Width 21
Seat Depth 20
Seat Height 24.5
Arm Height 32.5
COM Yard Back 1 / Seat 0.75
Cubic Feet 17
Ship Weight 45

OPTIONS –

Moisture barrier, *per seat* +85
Wood arm caps +0
Polyurethane arm caps +0
Corian® Solid Surface arm caps +795
Memory gel seat topper +85

MODEL NO.	COM/1	2	3	4	5	6	7	8
LEC121E-OA	1691	1838	1977	2131	2283	2439	2600	2764



Legend

Metal Seating Collection

Different fabrics may be specified on the seat and on the back. In this case, use the higher grade of the two. No additional upcharge applies. All prices are in CA dollars (CAD).

LEC221N-OA

DESCRIPTION –

Two-seat
21" seat width



DIMENSIONS –

Width 45.5
Depth 25.25
Height 34.25
Seat Width 21
Seat Depth 20
Seat Height 18
Arm Height 26.5
COM Yard Back 2 / Seat 1.5
Cubic Feet 25
Ship Weight 68

OPTIONS –

Moisture barrier, *per seat* +85
Wood arm caps +0
Polyurethane arm caps +0
Corian® Solid Surface arm caps +795
Memory gel seat topper (per seat) +85

MODEL NO.	COM/1	2	3	4	5	6	7	8
LEC221N-OA	1821	2065	2309	2581	2846	3119	3406	3697

LEC221F-OA

DESCRIPTION –

Two-seat, center arm
21" seat width




DIMENSIONS –

Width 46.75
Depth 25.25
Height 34.25
Seat Width 21
Seat Depth 20
Seat Height 18
Arm Height 26.5
COM Yard Back 2 / Seat 1.5
Cubic Feet 25
Ship Weight 68

OPTIONS –

Moisture barrier, *per seat* +85
Wood arm caps +0
Polyurethane arm caps +0
Corian® Solid Surface arm caps +1195
Memory gel seat topper (per seat) +85

MODEL NO.	COM/1	2	3	4	5	6	7	8
LEC221F-OA	1959	2208	2460	2735	3007	3287	3578	3872



Legend

Metal Seating Collection

Different fabrics may be specified on the seat and on the back. In this case, use the higher grade of the two. No additional upcharge applies. All prices are in CA dollars (CAD).

LEC321N-OA

DESCRIPTION –

Three-seat
21" seat width



DIMENSIONS –

Width 66.25
Depth 25.25
Height 34.25
Seat Width 21
Seat Depth 20
Seat Height 18
Arm Height 26.5
COM Yard Back 3 / Seat 2.5
Cubic Feet 36
Ship Weight 98

OPTIONS –

Moisture barrier, *per seat* +85
Wood arm caps +0
Polyurethane arm caps +0
Corian® Solid Surface arm caps +795
Memory gel seat topper (per seat) +85

MODEL NO.	COM/1	2	3	4	5	6	7	8
LEC321N-OA	2650	3013	3379	3785	4181	4591	5020	5453

LEC321F-OA

DESCRIPTION –

Three-seat, center arms
21" seat width




DIMENSIONS –

Width 69
Depth 25.25
Height 34.25
Seat Width 21
Seat Depth 20
Seat Height 18
Arm Height 26.5
COM Yard Back 3 / Seat 2.5
Cubic Feet 36
Ship Weight 98

OPTIONS –

Moisture barrier, *per seat* +85
Wood arm caps +0
Polyurethane arm caps +0
Corian® Solid Surface arm caps +1590
Memory gel seat topper (per seat) +85

MODEL NO.	COM/1	2	3	4	5	6	7	8
LEC321F-OA	2906	3280	3654	4069	4475	4894	5329	5774



Legend Rocker

Patient Seating Collection

Different fabrics may be specified on the seat and on the back. In this case, use the higher grade of the two. No additional upcharge applies. All prices are in CA dollars (CAD).

LG21-RK-OA / LG21-RK-CA

DESCRIPTION –

Rocker, open arms (-OA)

Rocker, closed arms (-CA)

21" seat width



DIMENSIONS –

Width 24.5

Depth 25.25

Height 34.25

Seat Width 21

Seat Depth 20

Seat Height 18

Arm Height 26.5

COM Yard Back 1 / Seat 0.75

COM Yard Arms 1

Cubic Feet 13

Ship Weight 38

OPTIONS –

Moisture barrier, *per seat* +85

Wood arm caps +0

Polyurethane arm caps +0

Corian® Solid Surface arm caps +795

Memory gel seat topper (per seat) +85

MODEL NO.	COM/1	2	3	4	5	6	7	8
LG21-RK-OA	1774	1902	2021	2150	2272	2397	2531	2669
LG21-RK-CA	2173	2366	2549	2744	2933	3126	3331	3539

CA = CLOSED ARMS (NOT SHOWN)

LG24-RK-OA / LG24-RK-CA

DESCRIPTION –

Rocker, open arms (-OA)

Rocker, closed arms (-CA)

24" seat width



DIMENSIONS –

Width 27.5

Depth 25.25

Height 34.25

Seat Width 24

Seat Depth 20

Seat Height 18

Arm Height 26.5

COM Yard Back 1 / Seat 0.75

COM Yard Arms 1

Cubic Feet 15

Ship Weight 42

OPTIONS –

Moisture barrier, *per seat* +85

Wood arm caps +0


Polyurethane arm caps +0

Corian® Solid Surface arm caps +795

Memory gel seat topper (per seat) +90

MODEL NO.	COM/1	2	3	4	5	6	7	8
LG24-RK-OA	1929	2086	2231	2381	2530	2666	2822	2981
LG24-RK-CA	2326	2514	2760	2975	3191	3395	3657	3924

CA = CLOSED ARMS (NOT SHOWN)



Legend

Metal Seating Collection

LTC-90R

DESCRIPTION –

Radius Corner Table

Includes two connecting brackets



DIMENSIONS –

Width 26

Depth 26

Cubic Feet 2

Ship Weight 25

AVAILABLE IN 12 LAMINATED FINISHES –

Aria, Candlelight, Chestnut, Chocolate,

Dolce Vita, Grenada, Hardrock Maple,

Havana, Palomino, Pebble, Sand,

White Chocolate

MODEL NO.

PRICE

LTC-90R-P	HPL with PVC edge	CAD \$	750
LTC-90R-S	Corian® Solid Surface	CAD \$	1258

LTC-90S

DESCRIPTION –

Square Corner Table

Includes two connecting brackets



DIMENSIONS –

Width 26

Depth 26

Cubic Feet 2

Ship Weight 30

AVAILABLE IN 12 LAMINATED FINISHES –

Aria, Candlelight, Chestnut, Chocolate,

Dolce Vita, Grenada, Hardrock Maple,

Havana, Palomino, Pebble, Sand,

White Chocolate

MODEL NO.

PRICE

LTC-90S-P	HPL with PVC edge	CAD \$	750
LTC-90S-S	Corian® Solid Surface	CAD \$	1258

LTC-SP

DESCRIPTION –

Square Spacer Table

Includes two connecting brackets



DIMENSIONS –

Width 18

Depth 18

Cubic Feet 1

Ship Weight 16

AVAILABLE IN 12 LAMINATED FINISHES –

Aria, Candlelight, Chestnut, Chocolate,

Dolce Vita, Grenada, Hardrock Maple,


Havana, Palomino, Pebble, Sand,

White Chocolate

MODEL NO.

PRICE

LTC-SP-P	HPL with PVC edge	CAD \$	595
LTC-SP-S	Corian® Solid Surface	CAD \$	1198



Legend

Occasional Table Collection

LTF-1818-16

DESCRIPTION –

Square Table



DIMENSIONS –

Width 18

Depth 18

Height 16

Cubic Feet 2

Ship Weight 24

MODEL NO.		PRICE	
LTF-1818-16-P	HPL with 3mm PVC edge	CAD \$	912
LTF-1818-16-S	Corian® Solid Surface	CAD \$	1451

LTF-20D-16

DESCRIPTION –

Round Table



DIMENSIONS –

Width 20

Depth 20

Height 16

Cubic Feet 2

Ship Weight 24

MODEL NO.		PRICE	
LTF-20D-16-P	HPL with 3mm PVC edge	CAD \$	901
LTF-20D-16-S	Corian® Solid Surface	CAD \$	1434

round table

Integrity

Metal Seating Collection

When ordering this product, specification codes must be added to unit Model Number, as shown below.

NOTE: Upholstery and/or additional options must be specified separately.



POLYURETHANE
ARM COLOR –

METAL
FRAME FINISH –

Integrity

MODEL
NUMBER –

METAL FRAME
FINISH –

POLYURETHANE
ARM COLOR –

NTG110-WA-S –PB

GM Gunmetal **PB** Black

MB Metallic Beige **PG** Grey

SB Smooth Black **PT** Taupe

SS Smooth Silver

TB Textured Black

TN Textured Nickel

Integrity

Metal Seating Collection

Different fabrics may be specified on the seat and on the back. In this case, use the higher grade of the two. No additional upcharge applies. All prices are in CA dollars (CAD).

NTG100-AL

DESCRIPTION –

Guest Chair, armless



DIMENSIONS –

Width	24
Depth	27
Height	35
Seat Width	21
Seat Depth	19.5
Seat Height	19
COM Yard Back	1
COM Yard Seat	0.75
Cubic Feet	14
Ship Weight	33

OPTIONS –

Moisture barrier, <i>per seat</i>	+85
Wallsaver rear leg	+65
Ganging bracket (1 per 2 chairs)	+50
Adjustable glides	+50



ADJUSTABLE
GLIDES

***Front adjustment
only on wall saver
models.*

MODEL NO.	COM/1	2	3	4	5	6	7	8
NTG100-AL	1087	1228	1360	1498	1641	1782	1928	2079

NTG110-WA

DESCRIPTION –

Guest Chair, arms



DIMENSIONS –

Width	24
Depth	27
Height	35
Seat Width	21
Seat Depth	19.5
Seat Height	19
Arm Height	25.5
COM Yard Back	1.25
COM Yard Seat	0.75
Cubic Feet	14
Ship Weight	38

OPTIONS –

Moisture barrier, <i>per seat</i>	+85
Wallsaver rear leg	+65
Ganging bracket (1 per 2 chairs)	+50
Adjustable glides	+50



ADJUSTABLE
GLIDES

***Front adjustment
only on wall saver
models.*

MODEL NO.	COM/1	2	3	4	5	6	7	8
NTG110-WA	1176	1320	1454	1595	1740	1890	2042	2197

Integrity

Integrity

Metal Seating Collection

Different fabrics may be specified on the seat and on the back. In this case, use the higher grade of the two. No additional upcharge applies. All prices are in CA dollars (CAD).

NTH130

DESCRIPTION –

Hip Chair



DIMENSIONS –

Width 24	_____
Depth 27	_____
Height 41	_____
Seat Width 21	_____
Seat Depth 21	_____
Seat Height 24,5	_____
Arm Height 34	_____
COM Yard Back 1	_____
COM Yard Seat 0.75	_____
Cubic Feet 18	_____
Ship Weight 42	_____

OPTIONS –

Moisture barrier, <i>per seat</i>	+85
Adjustable glides	+50



ADJUSTABLE
GLIDES

MODEL NO.	COM/1	2	3	4	5	6	7	8
NTH130	1988	2148	2297	2446	2604	2762	2924	3089

Integrity

Integrity Highback

Patient Seating Collection

Different fabrics may be specified on the seat and on the back. In this case, use the higher grade of the two. No additional upcharge applies. All prices are in CA dollars (CAD).

NTP130

DESCRIPTION –

Highback Chair



DIMENSIONS –

Width	24.5
Depth	27
Height	45.5
Seat Width	21
Seat Depth	19.5
Seat Height	19
Arm Height	25.5
COM Yard Back	1.75
COM Yard Seat	0.75
Cubic Feet	20
Ship Weight	43

OPTIONS –

Moisture barrier, per seat	+85
Wallsaver rear leg	+65
Tilt and roll casters (inc. handle)	+225
Adjustable glides	+50



ADJUSTABLE GLIDES

**Front adjustment only on wall saver models.

MODEL NO.	COM/1	2	3	4	5	6	7	8
NTP130	1421	1626	1822	2027	2238	2455	2677	2902

NTFR

DESCRIPTION –

Foot Rest



DIMENSIONS –

Width	18.5
Depth	14
Height	13
COM Yard	0.75
Cubic Feet	3
Ship Weight	12

OPTIONS –

Adjustable glides	+50
-------------------	-----



ADJUSTABLE GLIDES

**Front adjustment only on wall saver models.

MODEL NO.	COM/1	2	3	4	5	6	7	8
NTFR	796	853	903	958	1013	1067	1126	1175

Integrity

Integrity

Metal Seating Collection

Different fabrics may be specified on the seat and on the back. In this case, use the higher grade of the two. No additional upcharge applies. All prices are in CA dollars (CAD).

NTB120-AL

DESCRIPTION –

Chair, armless



DIMENSIONS –

Width	34
Depth	27
Height	35
Seat Width	31
Seat Depth	19.5
Seat Height	19
COM Yard Back	1.75
COM Yard Seat	1.25
Cubic Feet	19
Ship Weight	42

OPTIONS –

Moisture barrier, <i>per seat</i>	+85
Wallsaver rear leg	+65
Ganging bracket (1 per 2 chairs)	+50
Adjustable glides	+50



***Front adjustment only on wall saver models.*

ADJUSTABLE GLIDES

MODEL NO.	COM/1	2	3	4	5	6	7	8
NTB120-AL	1571	1813	2045	2290	2540	2796	3056	3321

NTB120-WA

DESCRIPTION –

Chair, arms



DIMENSIONS –

Width	34.5
Depth	27
Height	35
Seat Width	31
Seat Depth	19.5
Seat Height	19
COM Yard Back	1.75
COM Yard Seat	1.25
Cubic Feet	19
Ship Weight	47

OPTIONS –

Moisture barrier, <i>per seat</i>	+85
Wallsaver rear leg	+65
Ganging bracket (1 per 2 chairs)	+50
Adjustable glides	+50



***Front adjustment only on wall saver models.*

ADJUSTABLE GLIDES

MODEL NO.	COM/1	2	3	4	5	6	7	8
NTB120-WA	1661	1904	2139	2386	2636	2896	3163	3432

Integrity

Integrity

Metal Seating Collection

Different fabrics may be specified on the seat and on the back. In this case, use the higher grade of the two. No additional upcharge applies. All prices are in CA dollars (CAD).

NT220-WCA

DESCRIPTION –

Two-seat, center arm



DIMENSIONS –

Width	47.5
Depth	27
Height	35
Seat Width	21
Seat Depth	19.5
Seat Height	19
Arm Height	25.5
COM Yard Back	2
COM Yard Seat	1.5
Cubic Feet	28
Ship Weight	73.5

OPTIONS –

Moisture barrier, <i>per seat</i>	+85
Wallsaver rear leg	+98
Adjustable glides	+75



ADJUSTABLE GLIDES

***Front adjustment only on wall saver models.*

MODEL NO.	COM/1	2	3	4	5	6	7	8
NT220-WCA	2297	2582	2851	3130	3419	3721	4029	4342

NT330-WCA

DESCRIPTION –

Three-seat, center arms



DIMENSIONS –

Width	69
Depth	27
Height	35
Seat Width	21
Seat Depth	19.5
Seat Height	19
Arm Height	25.5
COM Yard Back	3
COM Yard Seat	2.25
Cubic Feet	40
Ship Weight	109

OPTIONS –

Moisture barrier, <i>per seat</i>	+85
Wallsaver rear leg	+130
Adjustable glides	+100



ADJUSTABLE GLIDES

***Front adjustment only on wall saver models.*

MODEL NO.	COM/1	2	3	4	5	6	7	8
NT330-WCA	3416	3844	4249	4665	5098	5544	5998	6458

Integrity

Integrity

Bench Seating Collection

All prices are in CA dollars (CAD).

NTB-42

DESCRIPTION –

Two-seat Bench



DIMENSIONS –

Width 45
 Depth 25
 Seat Width 42
 Seat Height 18
 COM Yard 2
 Cubic Feet 14
 Ship Weight 42

OPTIONS –

Moisture barrier +80

MODEL NO.	COM/1	2	3	4	5	6	7	8
NTB-42	1606	1779	1943	2111	2287	2466	2648	2835

NTB-63

DESCRIPTION –

Three-seat Bench



DIMENSIONS –

Width 66
 Depth 25
 Seat Width 63
 Seat Height 18
 COM Yard 3
 Cubic Feet 20
 Ship Weight 60

OPTIONS –

Moisture barrier +120

MODEL NO.	COM/1	2	3	4	5	6	7	8
NTB-63	2215	2472	2713	2965	3223	3489	3761	4037

Integrity

Integrity

Metal Seating Collection

NTC-90R

DESCRIPTION –

Radius Corner Table

Includes two connecting brackets



DIMENSIONS –

Width 26

Depth 26

Cubic Feet 2

Ship Weight 25

AVAILABLE IN 12 LAMINATED FINISHES –

Aria, Candlelight, Chestnut, Chocolate,

Dolce Vita, Grenada, Hardrock Maple,

Havana, Palomino, Pebble, Sand,

White Chocolate

MODEL NO.

PRICE

NTC-90R-P	HPL with PVC edge	CAD \$	750
NTC-90R-S	Corian® Solid Surface	CAD \$	1258

NTC-90S

DESCRIPTION –

Square Corner Table

Includes two connecting brackets



DIMENSIONS –

Width 26

Depth 26

Cubic Feet 2

Ship Weight 30

AVAILABLE IN 12 LAMINATED FINISHES –

Aria, Candlelight, Chestnut, Chocolate,

Dolce Vita, Grenada, Hardrock Maple,

Havana, Palomino, Pebble, Sand,

White Chocolate

MODEL NO.

PRICE

NTC-90S-P	HPL with PVC edge	CAD \$	750
NTC-90S-S	Corian® Solid Surface	CAD \$	1258

NTC-SP

DESCRIPTION –

Square Spacer Table

Includes two connecting brackets



DIMENSIONS –

Width 18

Depth 18

Cubic Feet 1

Ship Weight 16

AVAILABLE IN 12 LAMINATED FINISHES –

Aria, Candlelight, Chestnut, Chocolate,

Dolce Vita, Grenada, Hardrock Maple,

Havana, Palomino, Pebble, Sand,

White Chocolate

MODEL NO.

PRICE

NTC-SP-P	HPL with PVC edge	CAD \$	595
NTC-SP-S	Corian® Solid Surface	CAD \$	1198

Integrity

Integrity

Occasional Table Collection

NTF-1818-16

DESCRIPTION –

Square Table



DIMENSIONS –

Width 18

Depth 18

Height 16

Cubic Feet 2

Ship Weight 24

MODEL NO.			PRICE
NTF-1818-16-P	HPL with 3mm PVC edge	CAD \$	912
NTF-1818-16-S	Corian® Solid Surface	CAD \$	1451

NTF-20D-16

DESCRIPTION –

Round Table



DIMENSIONS –

Width 20

Depth 20

Height 16

Cubic Feet 2

Ship Weight 24

MODEL NO.			PRICE
NTF-20D-16-P	HPL with 3mm PVC edge	CAD \$	901
NTF-20D-16-S	Corian® Solid Surface	CAD \$	1434

Integrity

Vista II

Metal Seating Collection

When ordering this product, specification codes must be added to unit Model Number, as shown below.

NOTE: Upholstery and/or additional options must be specified separately.



Vista II

MODEL
NUMBER -

METAL FRAME
FINISH -

ARM CAP
FINISH -

SV200 -S -CH

GM Gunmetal	Wood	Polyurethane
MB Metallic Beige	AR Aria	PB Black
SB Smooth Black	CL Candlelight	PG Grey
SS Smooth Silver	CN Chestnut	PT Taupe
TB Textured Black	CH Chocolate	
TN Textured Nickel	DV Dolce Vita	
	GR Grenada	
	HM Hard Rock Maple	
	HA Havana	
	PA Palomino	
	PE Pebble	
	SA Sand	
	WC White Chocolate	

Vista II

Metal Seating Collection

Different fabrics may be specified on the seat and on the back. In this case, use the higher grade of the two. No additional upcharge applies. All prices are in CA dollars (CAD).

SV200-21

DESCRIPTION –

Guest Chair
21" seat width



DIMENSIONS –

Width 23.5

Depth 26.5

Height 35

Seat Width 21

Seat Height 18.5

Arm Height 26

COM Yard Back 1.25

COM Yard Seat 0.75

Cubic Feet 15

Ship Weight 38

OPTIONS –

Moisture barrier, *per seat* +85

Gangling bracket (1 per 2 chairs) +50

Wood arm caps +0

Polyurethane arm caps +0

Corian® Solid Surface arm caps +795

Flex-back +250



FLEX-BACK

MODEL NO.	COM/1	2	3	4	5	6	7	8
SV200-21	1324	1480	1628	1783	1940	2104	2269	2438

SV200-24

DESCRIPTION –

Guest Chair
24" seat width



DIMENSIONS –

Width 26.5

Depth 26.5

Height 35

Seat Width 24

Seat Height 18.5

Arm Height 26

COM Yard Back 1.25

COM Yard Seat 0.75

Cubic Feet 15

Ship Weight 38

OPTIONS –

Moisture barrier, *per seat* +85

Gangling bracket (1 per 2 chairs) +50

Wood arm caps +0

Polyurethane arm caps +0


Corian® Solid Surface arm caps +795

Flex-back +250



FLEX-BACK

MODEL NO.	COM/1	2	3	4	5	6	7	8
SV200-24	1474	1631	1777	1928	2085	2247	2411	2577



Vista II

Metal Seating Collection

Different fabrics may be specified on the seat and on the back. In this case, use the higher grade of the two. No additional upcharge applies. All prices are in CA dollars (CAD).

SV210

DESCRIPTION –

Guest Chair



DIMENSIONS –

Width	33.5
Depth	26.5
Height	35
Seat Width	31
Seat Height	18.5
Arm Height	26.5
COM Yard Back	1.75
COM Yard Seat	1.25
Cubic Feet	21
Ship Weight	50

OPTIONS –

Moisture barrier, <i>per seat</i>	+85
Gangling bracket (1 per 2 chairs)	+50
Wood arm caps	+0
Polyurethane arm caps	+0
Corian® Solid Surface arm caps	+795

MODEL NO.	COM/1	2	3	4	5	6	7	8
SV210	1762	1993	2216	2446	2682	2928	3177	3431

SV200-42

DESCRIPTION –

Settee




DIMENSIONS –

Width	44.5
Depth	26.5
Height	35
Seat Width	42
Seat Height	18.5
Arm Height	26.5
COM Yard Back	2.5
COM Yard Seat	1.5
Cubic Feet	25
Ship Weight	64

OPTIONS –

Moisture barrier, <i>per seat</i>	+170
Wood arm caps	+0
Polyurethane arm caps	+0
Corian® Solid Surface arm caps	+795

MODEL NO.	COM/1	2	3	4	5	6	7	8
SV200-42	2208	2521	2820	3131	3452	3785	4122	4466



Vista II

Metal Seating Collection

Different fabrics may be specified on the seat and on the back. In this case, use the higher grade of the two. No additional upcharge applies. All prices are in CA dollars (CAD).

SV250

DESCRIPTION –

Hip Chair



DIMENSIONS –

Width	23.5
Depth	30.5
Height	41
Seat Width	21
Seat Height	24.5
Arm Height	32
COM Yard Back	1.25
COM Yard Seat	0.75
Cubic Feet	18
Ship Weight	46

OPTIONS –

Moisture barrier, <i>per seat</i>	+85
Wood arm caps	+0
Polyurethane arm caps	+0
Corian® Solid Surface arm caps	+795

MODEL NO.	COM/1	2	3	4	5	6	7	8
SV250	2311	2493	2657	2826	2999	3177	3360	3543

SV220N-21

DESCRIPTION –

Two-seat
21" seat width




DIMENSIONS –

Width	44
Depth	26.5
Height	35
Seat Width	21
Seat Height	18.5
Arm Height	26.5
COM Yard Back	2.5
COM Yard Seat	1.5
Cubic Feet	28
Ship Weight	62

OPTIONS –

Moisture barrier, <i>per seat</i>	+85
Wood arm caps	+0
Polyurethane arm caps	+0
Corian® Solid Surface arm caps	+795

MODEL NO.	COM/1	2	3	4	5	6	7	8
SV220N-21	2046	2337	2617	2907	3206	3515	3830	4149



Vista II

Metal Seating Collection

Different fabrics may be specified on the seat and on the back. In this case, use the higher grade of the two. No additional upcharge applies. All prices are in CA dollars (CAD).

SV220N-24

DESCRIPTION –

Two-seat
24" seat width



DIMENSIONS –

Width 50
Depth 26.5
Height 35
Seat Width 24
Seat Height 18.5
Arm Height 26.5
COM Yard Back 2.5
COM Yard Seat 1.5
Cubic Feet 28
Ship Weight 62

OPTIONS –

Moisture barrier, *per seat* +85
Wood arm caps +0
Polyurethane arm caps +0
Corian® Solid Surface arm caps +795

MODEL NO.	COM/1	2	3	4	5	6	7	8
SV220N-24	2213	2526	2825	3138	3459	3790	4128	4472

SV220H-21

DESCRIPTION –

Two-seat, half center arm
21" seat width




DIMENSIONS –

Width 45
Depth 26.5
Height 35
Seat Width 21
Seat Height 18.5
Arm Height 26.5
COM Yard Back 2.5
COM Yard Seat 1.5
Cubic Feet 28
Ship Weight 65

OPTIONS –

Moisture barrier, *per seat* +85
Wood arm caps +0
Polyurethane arm caps +0
Corian® Solid Surface arm caps +1193

MODEL NO.	COM/1	2	3	4	5	6	7	8
SV220H-21	2294	2593	2879	3173	3477	3791	4112	4436



Vista II

Metal Seating Collection

Different fabrics may be specified on the seat and on the back. In this case, use the higher grade of the two. No additional upcharge applies. All prices are in CA dollars (CAD).

SV220H-24

DESCRIPTION –

Two-seat, half center arm
24" seat width



DIMENSIONS –

Width	51
Depth	26.5
Height	35
Seat Width	24
Seat Height	18.5
Arm Height	26.5
COM Yard Back	2.5
COM Yard Seat	1.5
Cubic Feet	28
Ship Weight	65

OPTIONS –

Moisture barrier, <i>per seat</i>	+85
Wood arm caps	+0
Polyurethane arm caps	+0
Corian® Solid Surface arm caps	+1193

MODEL NO.	COM/1	2	3	4	5	6	7	8
SV220H-24	2462	2766	3053	3352	3659	3977	4300	4628

SV220F-21

DESCRIPTION –

Two-seat, full center arm
21" seat width




DIMENSIONS –

Width	45
Depth	26.5
Height	35
Seat Width	21
Seat Height	18.5
Arm Height	26.5
COM Yard Back	2.5
COM Yard Seat	1.5
Cubic Feet	28
Ship Weight	68

OPTIONS –

Moisture barrier, <i>per seat</i>	+85
Wood arm caps	+0
Polyurethane arm caps	+0
Corian® Solid Surface arm caps	+1193

MODEL NO.	COM/1	2	3	4	5	6	7	8
SV220F-21	2430	2732	3020	3317	3625	3938	4257	4580



Vista II

Metal Seating Collection

Different fabrics may be specified on the seat and on the back. In this case, use the higher grade of the two. No additional upcharge applies. All prices are in CA dollars (CAD).

SV220F-24

DESCRIPTION –

Two-seat, full center arm
24" seat width



DIMENSIONS –

Width	51
Depth	26.5
Height	35
Seat Width	24
Seat Height	18.5
Arm Height	26.5
COM Yard Back	2.5
COM Yard Seat	1.5
Cubic Feet	28
Ship Weight	68

OPTIONS –

Moisture barrier, <i>per seat</i>	+85
Wood arm caps	+0
Polyurethane arm caps	+0
Corian® Solid Surface arm caps	+1193

MODEL NO.	COM/1	2	3	4	5	6	7	8
SV220F-24	2596	2925	3239	3562	3896	4242	4594	4950

SV230N-21

DESCRIPTION –

Three-seat, no center arms
21" seat width




DIMENSIONS –

Width	64.5
Depth	26.5
Height	35
Seat Width	21
Seat Height	18.5
Arm Height	26
COM Yard Back	3.75
COM Yard Seat	2.25
Cubic Feet	42
Ship Weight	86

OPTIONS –

Moisture barrier, <i>per seat</i>	+85
Wood arm caps	+0
Polyurethane arm caps	+0
Corian® Solid Surface arm caps	+795

MODEL NO.	COM/1	2	3	4	5	6	7	8
SV230N-21	2947	3418	3873	4345	4831	5337	5852	6377



Vista II

Metal Seating Collection

Different fabrics may be specified on the seat and on the back. In this case, use the higher grade of the two. No additional upcharge applies. All prices are in CA dollars (CAD).

SV230N-24

DESCRIPTION –

Three-seat, no center arms
24" seat width



DIMENSIONS –

Width	73.5
Depth	26.5
Height	35
Seat Width	24
Seat Height	18.5
Arm Height	26
COM Yard Back	3.75
COM Yard Seat	2.25
Cubic Feet	42
Ship Weight	86

OPTIONS –

Moisture barrier, <i>per seat</i>	+85
Wood arm caps	+0
Polyurethane arm caps	+0
Corian® Solid Surface arm caps	+795

MODEL NO.	COM/1	2	3	4	5	6	7	8
SV230N-24	3231	3710	4172	4649	5142	5654	6174	6701

SV230H-21

DESCRIPTION –

Three-seat, half center arms
21" seat width




DIMENSIONS –

Width	66.5
Depth	26.5
Height	35
Seat Width	21
Seat Height	18.5
Arm Height	26
COM Yard Back	3.75
COM Yard Seat	2.25
Cubic Feet	42
Ship Weight	92

OPTIONS –

Moisture barrier, <i>per seat</i>	+85
Wood arm caps	+0
Polyurethane arm caps	+0
Corian® Solid Surface arm caps	+1590

MODEL NO.	COM/1	2	3	4	5	6	7	8
SV230H-21	3391	3875	4339	4822	5318	5832	6356	6887



Vista II

Metal Seating Collection

Different fabrics may be specified on the seat and on the back. In this case, use the higher grade of the two. No additional upcharge applies. All prices are in CA dollars (CAD).

SV230H-24

DESCRIPTION –

Three-seat, half center arms
24" seat width



DIMENSIONS –

Width 75.5
Depth 26.5
Height 35
Seat Width 24
Seat Height 18.5
Arm Height 26
COM Yard Back 3.75
COM Yard Seat 2.25
Cubic Feet 42
Ship Weight 92

OPTIONS –

Moisture barrier, *per seat* +85
Wood arm caps +0
Polyurethane arm caps +0
Corian® Solid Surface arm caps +1590

MODEL NO.	COM/1	2	3	4	5	6	7	8
SV230H-24	3688	4181	4650	5140	5637	6162	6697	7238

SV230F-21

DESCRIPTION –

Three-seat, full center arms
21" seat width




DIMENSIONS –

Width 66.5
Depth 26.5
Height 35
Seat Width 21
Seat Height 18.5
Arm Height 26
COM Yard Back 3.75
COM Yard Seat 2.25
Cubic Feet 42
Ship Weight 98

OPTIONS –

Moisture barrier, *per seat* +85
Wood arm caps +0
Polyurethane arm caps +0
Corian® Solid Surface arm caps +1590

MODEL NO.	COM/1	2	3	4	5	6	7	8
SV230F-21	3541	4030	4490	4983	5475	6000	6532	7076



Vista II

Metal Seating Collection

Different fabrics may be specified on the seat and on the back. In this case, use the higher grade of the two. No additional upcharge applies. All prices are in CA dollars (CAD).

SV230F-24

DESCRIPTION –

Three-seat, full center arms
24" seat width

DIMENSIONS –


Width 75.5
Depth 26.5
Height 35
Seat Width 24
Seat Height 18.5
Arm Height 26
COM Yard Back 3.75
COM Yard Seat 2.25
Cubic Feet 42
Ship Weight 98

OPTIONS –

Moisture barrier, *per seat* +85
Wood arm caps +0
Polyurethane arm caps +0
Corian® Solid Surface arm caps +1590



MODEL NO.	COM/1	2	3	4	5	6	7	8
SV230F-24	3834	4331	4805	5296	5798	6325	6860	7404



Vista II Highback

Patient Seating Collection

Different fabrics may be specified on the seat and on the back. In this case, use the higher grade of the two. No additional upcharge applies. All prices are in CA dollars (CAD).

SV240-21

DESCRIPTION –

Highback
21" seat width



DIMENSIONS –

Width 23.5
Depth 26.5
Height 45.5
Seat Width 21
Seat Height 18.5
Arm Height 26
COM Yard Back 1.75
COM Yard Seat 0.75
Cubic Feet 20
Ship Weight 46

OPTIONS –

Moisture barrier, *per seat* +85
Tilt and Roll +225
Wood arm caps +0
Polyurethane arm caps +0
Corian® Solid Surface arm caps +795
Flex-back +250



FLEX-BACK

MODEL NO.	COM/1	2	3	4	5	6	7	8
SV240-21	1613	1857	2094	2338	2591	2853	3120	3391

SV240-24

DESCRIPTION –

Highback
24" seat width



DIMENSIONS –

Width 26.3
Depth 26.5
Height 45.5
Seat Width 24
Seat Height 18.5
Arm Height 26
COM Yard Back 2
COM Yard Seat 1
Cubic Feet 21
Ship Weight 54


OPTIONS –

Moisture barrier, *per seat* +85
Tilt and Roll +225
Wood arm caps +0
Polyurethane arm caps +0
Corian® Solid Surface arm caps +795
Flex-back +250



FLEX-BACK

MODEL NO.	COM/1	2	3	4	5	6	7	8
SV240-24	1770	2011	2246	2486	2736	2993	3253	3518



Vista II Highback

Patient Seating Collection

Different fabrics may be specified on the seat and on the back. In this case, use the higher grade of the two. No additional upcharge applies. All prices are in CA dollars (CAD).

SV240-31

DESCRIPTION –

Highback
31" seat width



DIMENSIONS –

Width 33.5
Depth 26.5
Height 45.5
Seat Width 31
Seat Height 18.5
Arm Height 26
COM Yard Back 2.25
COM Yard Seat 1.25
Cubic Feet 24
Ship Weight 56

OPTIONS –

Moisture barrier, *per seat* +85
Tilt and Roll +195
Wood arm caps +0
Polyurethane arm caps +0
Corian® Solid Surface arm caps +795

MODEL NO.	COM/1	2	3	4	5	6	7	8
SV240-31	1979	2228	2466	2710	2966	3226	3491	3760

SV2FR

DESCRIPTION –


Foot Rest



DIMENSIONS –

Width 18.5
Depth 14
Height 13
COM Yard 0.75
Cubic Feet 3
Ship Weight 15

MODEL NO.	COM/1	2	3	4	5	6	7	8
SV2FR	732	784	830	881	933	982	1035	1089



Vista II Benches

Patient Seating Collection

Different fabrics may be specified on the seat and on the back. In this case, use the higher grade of the two. No additional upcharge applies. All prices are in CA dollars (CAD).

V2B-42

DESCRIPTION –

Two-seat Bench
W 44.5 D 25 H 18



DIMENSIONS –

Seat Width 42
Seat Height 18
Arm Height 24
COM Yard 2
Cubic Feet 16
Ship Weight 46

OPTIONS –

Moisture barrier +80
Wood arm caps +0
Polyurethane arm caps +0

MODEL NO.	COM/1	2	3	4	5	6	7	8
V2B-42	1735	1913	2080	2251	2428	2612	2799	2989

V2B-63

DESCRIPTION –

Three-seat Bench
W 65.5 D 25 H 18




DIMENSIONS –

Seat Width 63
Seat Height 18
Arm Height 24
COM Yard 3
Cubic Feet 22
Ship Weight 65

OPTIONS –


Moisture barrier +120
Wood arm caps +0
Polyurethane arm caps +0

MODEL NO.	COM/1	2	3	4	5	6	7	8
V2B-63	2345	2605	2851	3104	3366	3634	3907	4184



Vista II

Metal Seating Collection



UCT-90S

DESCRIPTION –

Radius Corner Table

Includes two connecting brackets



DIMENSIONS –

Width 28

Depth 28

Cubic Feet 2

Ship Weight 25

AVAILABLE IN 12 LAMINATED FINISHES –

Aria, Candlelight, Chestnut, Chocolate,

Dolce Vita, Grenada, Hardrock Maple,

Havana, Palomino, Pebble, Sand,

White Chocolate

MODEL NO.

PRICE

UCT-90R-P	HPL with PVC edge	CAD \$	837
UCT-90R-S	Corian® Solid Surface	CAD \$	1258

V2TC-90S

DESCRIPTION –

Square Corner Table

Includes two connecting brackets



DIMENSIONS –

Width 28

Depth 28

Cubic Feet 2

Ship Weight 30

AVAILABLE IN 12 LAMINATED FINISHES –

Aria, Candlelight, Chestnut, Chocolate,

Dolce Vita, Grenada, Hardrock Maple,

Havana, Palomino, Pebble, Sand,

White Chocolate

MODEL NO.

PRICE

V2TC-90S-P	HPL with PVC edge	CAD \$	837
V2TC-90S-S	Corian® Solid Surface	CAD \$	1258

UCT-SP

DESCRIPTION –

Square Spacer Table

Includes two connecting brackets



DIMENSIONS –

Width 22

Depth 22

Cubic Feet 1

Ship Weight 16

AVAILABLE IN 12 LAMINATED FINISHES –

Aria, Candlelight, Chestnut, Chocolate,

Dolce Vita, Grenada, Hardrock Maple,

Havana, Palomino, Pebble, Sand,

White Chocolate

MODEL NO.

PRICE

UCT-SP-P	HPL with PVC edge	CAD \$	615
UCT-SP-S	Corian® Solid Surface	CAD \$	1198

Vista II

Occasional Table Collection

V2F-222217

DESCRIPTION –

Square Table



DIMENSIONS –

Width 22

Depth 22

Height 17

Cubic Feet 2

Ship Weight 27

AVAILABLE IN 12 LAMINATED FINISHES –

Aria, Candlelight, Chestnut, Chocolate,

Dolce Vita, Grenada, Hardrock Maple,

Havana, Palomino, Pebble, Sand,


White Chocolate

MODEL NO.

PRICE

V2F-222217-P HPL with PVC edge CAD \$ 807

V2F-222217-S Corian® Solid Surface CAD \$ 1283



Jensen

Metal Seating Collection

When ordering this product, specification codes must be added to unit Model Number, as shown below.

NOTE: Upholstery and/or additional options must be specified separately.



Jensen

MODEL
NUMBER -

METAL FRAME
FINISH -

ARM CAP
FINISH -

JEC121-OA-SS -CH

GM Gunmetal	Wood	Polyurethane
MB Metallic Beige	AR Aria	PB Black
SB Smooth Black	CL Candlelight	PG Grey
SS Smooth Silver	CN Chestnut	PT Taupe
TB Textured Black	CH Chocolate	
TN Textured Nickel	DV Dolce Vita	
	GR Grenada	
	HM Hard Rock Maple	
	HA Havana	
	PA Palomino	
	PE Pebble	
	SA Sand	
	WC White Chocolate	

Jensen

Metal Seating Collection

Jensen

JEC121-OA

DESCRIPTION –

Single Chair

With open arms

21" seat width



DIMENSIONS –

Width 24.25

Depth 26.5

Height 34.5

Seat Width 21

Seat Depth 18

Seat Height 18.25

Arm Height 27

COM Yard Back 1

COM Yard Seat 1

Cubic Feet 13

Ship Weight 43

OPTIONS –

Moisture barrier, *per seat* +85

Wood arm caps +0

Polyurethane arm caps +0

Corian® Solid Surface arm caps +695

MODEL NO.	COM/1	2	3	4	5	6	7	8
JEC121-OA	1439	1584	1729	1873	2018	2162	2307	2451

JEC121-CA

DESCRIPTION –

Single Chair

With closed arms

21" seat width



DIMENSIONS –

Width 24.25

Depth 26.5

Height 34.5

Seat Width 21

Seat Depth 18

Seat Height 18.25

Arm Height 27

COM Yard Back 1

COM Yard Seat 1

COM Yard Arms 1

Cubic Feet 13

Ship Weight 51

OPTIONS –

Moisture barrier, *per seat* +85

Wood arm caps +0

Polyurethane arm caps +0

Corian® Solid Surface arm caps +695

MODEL NO.	COM/1	2	3	4	5	6	7	8
JEC121-CA	1838	2048	2258	2469	2679	2889	3100	3310

Jensen

Metal Seating Collection

Jensen

JEC124-OA

DESCRIPTION –

Single Chair

With open arms

24" seat width



DIMENSIONS –

Width 27

Depth 26.5

Height 34.5

Seat Width 24

Seat Depth 18

Seat Height 18.25

Arm Height 27

COM Yard Back 1

COM Yard Seat 1

Cubic Feet 15

Ship Weight 48

OPTIONS –

Moisture barrier, *per seat* +85

Wood arm caps +0

Polyurethane arm caps +0

Corian® Solid Surface arm caps +695

MODEL NO.	COM/1	2	3	4	5	6	7	8
JEC124-OA	1562	1733	1903	2074	2245	2416	2587	2758

JEC124-CA

DESCRIPTION –

Single Chair

With closed arms

24" seat width



DIMENSIONS –

Width 27

Depth 26.5

Height 34.5

Seat Width 24

Seat Depth 18

Seat Height 18.25

Arm Height 27

COM Yard Back 1

COM Yard Seat 1

COM Yard Arms 1

Cubic Feet 15

Ship Weight 56

OPTIONS –

Moisture barrier, *per seat* +85

Wood arm caps +0

Polyurethane arm caps +0

Corian® Solid Surface arm caps +615

MODEL NO.	COM/1	2	3	4	5	6	7	8
JEC124-CA	1960	2210	2460	2709	2959	3209	3459	3708

Jensen

Metal Seating Collection

Jensen

JEC131-OA

DESCRIPTION –

Guest Chair

With open arms

31" seat width



DIMENSIONS –

Width 34

Depth 26.5

Height 34.5

Seat Width 31

Seat Depth 18

Seat Height 18.25

Arm Height 27

COM Yard Back 1.5

COM Yard Seat 1

Cubic Feet 18

Ship Weight 54

OPTIONS –

Moisture barrier, *per seat* +85

Wood arm caps +0

Polyurethane arm caps +0

Corian® Solid Surface arm caps +695

MODEL NO.	COM/1	2	3	4	5	6	7	8
JEC131-OA	1952	2189	2425	2662	2899	3135	3372	3608

JEC131-CA

DESCRIPTION –

Guest Chair

With closed arms

31" seat width



DIMENSIONS –

Width 34

Depth 26.5

Height 34.5

Seat Width 31

Seat Depth 18

Seat Height 18.25

Arm Height 27

COM Yard Back 1.5

COM Yard Seat 1

COM Yard Arms 1

Cubic Feet 18

Ship Weight 62

OPTIONS –

Moisture barrier +85

Wood arm caps +0

Polyurethane arm caps +0

Corian® Solid Surface arm caps +695

MODEL NO.	COM/1	2	3	4	5	6	7	8
JEC131-CA	2350	2640	2929	3218	3507	3796	4086	4375

JEC142-OA

DESCRIPTION –

Guest Chair
With open arms
42" seat width



DIMENSIONS –

Width 45
Depth 26.5
Height 34.5
Seat Width 42
Seat Depth 18
Seat Height 18.25
Arm Height 27
COM Yard Back 1.5
COM Yard Seat 1
Cubic Feet 24
Ship Weight 71

OPTIONS –

Moisture barrier, *per seat* +85
Wood arm caps +0
Polyurethane arm caps +0
Corian® Solid Surface arm caps +695

MODEL NO.	COM/1	2	3	4	5	6	7	8
JEC142-OA	2465	2754	3043	3332	3622	3911	4199	4489

JEC142-CA

DESCRIPTION –

Guest Chair
With closed arms
42" seat width



DIMENSIONS –

Width 45
Depth 26.5
Height 34.5
Seat Width 42
Seat Depth 18
Seat Height 18.25
Arm Height 27
COM Yard Back 1.5
COM Yard Seat 1
COM Yard Arms 1
Cubic Feet 24
Ship Weight 79

OPTIONS –

Moisture barrier, *per seat* +85
Wood arm caps +0
Polyurethane arm caps +0
Corian® Solid Surface arm caps +695

MODEL NO.	COM/1	2	3	4	5	6	7	8
JEC142-CA	2863	3231	3599	3967	4335	4704	5071	5440

Jensen

Metal Seating Collection

Jensen

JEC121E-OA

DESCRIPTION –

Hip Chair
 With open arms
 21" seat width



DIMENSIONS –

Width 24
 Depth 27.5
 Height 40.5
 Seat Width 21
 Seat Depth 18
 Seat Height 24.25
 Arm Height 33
 COM Yard Back 1
 COM Yard Seat 1
 COM Yard Arms 1
 Cubic Feet 16
 Ship Weight 50

OPTIONS –

Moisture barrier, *per seat* +85
 Wood arm caps +0
 Polyurethane arm caps +0
 Corian® Solid Surface arm caps +695

MODEL NO.	COM/1	2	3	4	5	6	7	8
JEC121E-OA	2623	2767	2912	3056	3201	3346	3490	3634

JEC121E-CA

DESCRIPTION –

Hip Chair
 With closed arms
 21" seat width



DIMENSIONS –

Width 24
 Depth 27.5
 Height 40.5
 Seat Width 21
 Seat Depth 18
 Seat Height 24.25
 Arm Height 33
 COM Yard Back 1
 COM Yard Seat 1
 COM Yard Arms
 Cubic Feet 16
 Ship Weight 58

OPTIONS –

Moisture barrier, *per seat* +85
 Wood arm caps +0
 Polyurethane arm caps +0
 Corian® Solid Surface arm caps +695

MODEL NO.	COM/1	2	3	4	5	6	7	8
JEC121E-CA	3021	3231	3442	3652	3862	4073	4283	4493

Jensen

Metal Seating Collection

Jensen

JEC221-OA

DESCRIPTION –

Two-seat

With open arms

21" seat width



DIMENSIONS –

Width 46.5

Depth 26.5

Height 34.5

Seat Width 21

Seat Depth 18

Seat Height 18.25

Arm Height 27

COM Yard Back 2

COM Yard Seat 2

Cubic Feet 25

Ship Weight 77

OPTIONS –

Moisture barrier, *per seat* +85

Wood arm caps +0

Polyurethane arm caps +0

Corian® Solid Surface arm caps +1045

MODEL NO.	COM/1	2	3	4	5	6	7	8
JEC221-OA	2616	2905	3194	3484	3773	4062	4351	4641

JEC221-CA

DESCRIPTION –

Two-seat

With closed arms

21" seat width



DIMENSIONS –

Width 46.5

Depth 26.5

Height 34.5

Seat Width 21

Seat Depth 18

Seat Height 18.25

Arm Height 27

COM Yard Back 2

COM Yard Seat 2

COM Yard Arms 1.5

Cubic Feet 25

Ship Weight 89

OPTIONS –

Moisture barrier, *per seat* +85

Wood arm caps +0

Polyurethane arm caps +0

Corian® Solid Surface arm caps +1045

MODEL NO.	COM/1	2	3	4	5	6	7	8
JEC221-CA	3214	3582	3950	4318	4686	5055	5423	5791

Jensen

Metal Seating Collection

Jensen

JEC224-OA

DESCRIPTION –

Two-seat
 With open arms
 24" seat width



DIMENSIONS –

Width 52.5
 Depth 26.5
 Height 34.5
 Seat Width 24
 Seat Depth 18
 Seat Height 18.25
 Arm Height 27
 COM Yard Back 2
 COM Yard Seat 2
 Cubic Feet 28
 Ship Weight 91

OPTIONS –

Moisture barrier, *per seat* +85
 Wood arm caps +0
 Polyurethane arm caps +0
 Corian® Solid Surface arm caps +1045

MODEL NO.	COM/1	2	3	4	5	6	7	8
JEC224-OA	2861	3189	3518	3846	4175	4504	4833	5161

JEC224-CA

DESCRIPTION –

Two-seat
 With closed arms
 24" seat width



DIMENSIONS –

Width 52.5
 Depth 26.5
 Height 34.5
 Seat Width 24
 Seat Depth 18
 Seat Height 18.25
 Arm Height 27
 COM Yard Back 2
 COM Yard Seat 2
 COM Yard Arms 1.5
 Cubic Feet 28
 Ship Weight 103

OPTIONS –

Moisture barrier, *per seat* +85
 Wood arm caps +0
 Polyurethane arm caps +0
 Corian® Solid Surface arm caps +1045

MODEL NO.	COM/1	2	3	4	5	6	7	8
JEC224-CA	3459	3827	4195	4563	4931	5299	5667	6036

Jensen

Metal Seating Collection

Jensen

JEC321-OA

DESCRIPTION –

Three-seat

With open arms

21" seat width



DIMENSIONS –

Width 68.5

Depth 26.5

Height 34.5

Seat Width 21

Seat Depth 18

Seat Height 18.25

Arm Height 27

COM Yard Back 3

COM Yard Seat 3

Cubic Feet 37

Ship Weight 110

OPTIONS –

Moisture barrier, *per seat* +85

Wood arm caps +0

Polyurethane arm caps +0

Corian® Solid Surface arm caps +1390

MODEL NO.	COM/1	2	3	4	5	6	7	8
JEC321-OA	3793	4253	4713	5225	5633	6093	6606	7118

JEC321-CA

DESCRIPTION –

Three-seat

With closed arms

21" seat width



DIMENSIONS –

Width 68.5

Depth 26.5

Height 34.5

Seat Width 21

Seat Depth 18

Seat Height 18.25

Arm Height 27

COM Yard Back 3

COM Yard Seat 3

COM Yard Arms 2

Cubic Feet 37

Ship Weight 126

OPTIONS –

Moisture barrier, *per seat* +85

Wood arm caps +0

Polyurethane arm caps +0

Corian® Solid Surface arm caps +1390

MODEL NO.	COM/1	2	3	4	5	6	7	8
JEC321-CA	4589	5181	5772	6365	6957	7548	8141	8734

Jensen

Metal Seating Collection

JEC324-OA

DESCRIPTION –

Three-seat

With open arms

24" seat width



DIMENSIONS –

Width 77.5

Depth 26.5

Height 34.5

Seat Width 24

Seat Depth 18

Seat Height 18.25

Arm Height 27

COM Yard Back 3

COM Yard Seat 3

Cubic Feet 41

Ship Weight 130

OPTIONS –

Moisture barrier, *per seat* +85

Wood arm caps +0

Polyurethane arm caps +0

Corian® Solid Surface arm caps +1390

MODEL NO.	COM/1	2	3	4	5	6	7	8
JEC324-OA	4159	4652	5145	5638	6131	6624	7117	7610

JEC324-CA

DESCRIPTION –

Three-seat

With closed arms

24" seat widths



DIMENSIONS –

Width 77.5

Depth 26.5

Height 34.5

Seat Width 24

Seat Depth 18

Seat Height 18.25

Arm Height 27

COM Yard Back 3

COM Yard Seat 3

COM Yard Arms 2

Cubic Feet 41

Ship Weight 146

OPTIONS –

Moisture barrier, *per seat* +85

Wood arm caps +0

Polyurethane arm caps +0

Corian® Solid Surface arm caps +1390

MODEL NO.	COM/1	2	3	4	5	6	7	8
JEC324-CA	4956	5574	6192	6809	7427	8045	8662	9281

Jensen

Jensen Highback

Patient Seating Collection

Jensen

JEC121-OA-HB

DESCRIPTION –

Patient Chair

With open arms

21" seat width



DIMENSIONS –

Width 24.25

Depth 26.5

Height 45

Seat Width 21

Seat Depth 18

Seat Height 18.25

Arm Height 27

COM Yard Back 1.5

COM Yard Seat 1

Cubic Feet 17

Ship Weight 47

OPTIONS –

Moisture barrier, *per seat* +85

Wood arm caps +0

Polyurethane arm caps +0

Corian® Solid Surface arm caps +695

MODEL NO.	COM/1	2	3	4	5	6	7	8
JEC121-OA-HB	1693	1857	2022	2186	2350	2515	2679	2844

JEC121-CA-HB

DESCRIPTION –

Patient Chair

With closed arms

21" seat width



DIMENSIONS –

Width 24.25

Depth 26.5

Height 45

Seat Width 21

Seat Depth 18

Seat Height 18.25

Arm Height 27

COM Yard Back 1.5

COM Yard Seat 1

COM Yard Arms 1

Cubic Feet 17

Ship Weight 55

OPTIONS –

Moisture barrier, *per seat* +85

Wood arm caps +0

Polyurethane arm caps +0

Corian® Solid Surface arm caps +695

MODEL NO.	COM/1	2	3	4	5	6	7	8
JEC121-CA-HB	2097	2307	2517	2728	2938	3148	3359	3569

Jensen Highback

Patient Seating Collection

Jensen

JEC124-OA-HB

DESCRIPTION –

Patient Chair

With open arms

24" seat width



DIMENSIONS –

Width 27

Depth 26.5

Height 45

Seat Width 24

Seat Depth 18

Seat Height 18.25

Arm Height 27

COM Yard Back 1.75

COM Yard Seat 1

Cubic Feet 19

Ship Weight 52

OPTIONS –

Moisture barrier, *per seat* +85

Wood arm caps +0

Polyurethane arm caps +0

Corian® Solid Surface arm caps +695

MODEL NO.	COM/1	2	3	4	5	6	7	8
JEC124-OA-HB	1794	2005	2215	2425	2636	2846	3056	3267

JEC124-CA-HB

DESCRIPTION –

Patient Chair

With closed arms

24" seat width



DIMENSIONS –

Width 27

Depth 26.5

Height 45

Seat Width 24

Seat Depth 18

Seat Height 18.25

Arm Height 27

COM Yard Back 1.75

COM Yard Seat 1

COM Yard Arms 1

Cubic Feet 19

Ship Weight 60

OPTIONS –

Moisture barrier, *per seat* +85

Wood arm caps +0

Polyurethane arm caps +0

Corian® Solid Surface arm caps +695

MODEL NO.	COM/1	2	3	4	5	6	7	8
JEC124-CA-HB	2306	2529	2753	2976	3200	3423	3646	3870

Jensen

Bench Seating Collection

All prices are in CA dollars (CAD).

JEB131

DESCRIPTION –

Single Bench



DIMENSIONS –

Width	34.25
Depth	21.5
Height	21
Seat Width	31
Seat Depth	19.5
Seat Height	18.25
Arm Height	21
COM Yard Seat	1
Cubic Feet	9
Ship Weight	31

OPTIONS –

Moisture barrier, <i>per seat</i>	+85
Wood arm caps	+0
Polyurethane arm caps	+0
Corian® Solid Surface arm caps	+695

MODEL NO.	COM/1	2	3	4	5	6	7	8
JEB131	1706	1825	1943	2061	2180	2298	2416	2535

JEB221

DESCRIPTION –

Two-seat Bench



DIMENSIONS –

Width	45.5
Depth	21.5
Height	21
Seat Width	21
Seat Depth	19.5
Seat Height	18.25
Arm Height	21
COM Yard Seat	1.25
Cubic Feet	12
Ship Weight	39

OPTIONS –

Moisture barrier, <i>per seat</i>	+85
Wood arm caps	+0
Polyurethane arm caps	+0
Corian® Solid Surface arm caps	+695

MODEL NO.	COM/1	2	3	4	5	6	7	8
JEB221	1867	2024	2182	2340	2498	2655	2813	2971

Jensen

Jensen

Metal Seating Collection

All prices are in CA dollars (CAD).

JEB321

DESCRIPTION –

Three-seat Bench



DIMENSIONS –

Width	66.5
Depth	21.5
Height	21
Seat Width	21
Seat Depth	19.5
Seat Height	18.25
Arm Height	21
COM Yard Seat	1.75
Cubic Feet	18
Ship Weight	50

OPTIONS –

Moisture barrier, <i>per seat</i>	+85
Wood arm caps	+0
Polyurethane arm caps	+0
Corian® Solid Surface arm caps	+695

MODEL NO.	COM/1	2	3	4	5	6	7	8
JEB321	2563	2800	3037	3273	3510	3747	3984	4220

Jensen

Jensen

Occasional Table Collection

JETF181816

DESCRIPTION –

Freestanding Square Table



DIMENSIONS –

Width 18	Cubic Feet 3
Depth 18	Ship Weight 15
Height 16.25	

JETF181816-T	Thermofoil top	CAD \$	1049
JETF181816-S	Corian® Solid Surface top	CAD \$	1449

JETF182416

DESCRIPTION –

Freestanding Rectangular Table



DIMENSIONS –

Width 24	Cubic Feet 4
Depth 18	Ship Weight 18
Height 16.25	

JETF182416-T	Thermofoil top	CAD \$	1225
JETF182416-S	Corian® Solid Surface top	CAD \$	1585

JETF183016

DESCRIPTION –

Freestanding Rectangular Table



DIMENSIONS –

Width 30	Cubic Feet 5
Depth 18	Ship Weight 21
Height 16.25	

JETF183016-T	Thermofoil top	CAD \$	1400
JETF183016-S	Corian® Solid Surface top	CAD \$	1826

JETF184216

DESCRIPTION –

Freestanding Rectangular Table



DIMENSIONS –

Width 42	Cubic Feet 8
Depth 18	Ship Weight 27
Height 16.25	

JETF184216-T	Thermofoil top	CAD \$	1575
JETF184216-S	Corian® Solid Surface top	CAD \$	2424

Jensen

Jensen

Occasional Table Collection

JETF242416

DESCRIPTION –

Freestanding Square Table



DIMENSIONS –

Width 24	Cubic Feet 6
Depth 24	Ship Weight 21
Height 16.25	

JETF242416-T	Thermofoil top	CAD \$	1439
JETF242416-S	Corian® Solid Surface top	CAD \$	1860

JETF243616

DESCRIPTION –

Freestanding Rectangular Table



DIMENSIONS –

Width 36	Cubic Feet 9
Depth 24	Ship Weight 38
Height 16.25	

JETF243616-T	Thermofoil top	CAD \$	1606
JETF243616-S	Corian® Solid Surface top	CAD \$	2603

JETF244216

DESCRIPTION –

Freestanding Rectangular Table



DIMENSIONS –

Width 42	Cubic Feet 10
Depth 24	Ship Weight 42
Height 16.25	

JETF244216-T	Thermofoil top	CAD \$	1775
JETF244216-S	Corian® Solid Surface top	CAD \$	2942

JETF244816

DESCRIPTION –

Freestanding Rectangular Table



DIMENSIONS –

Width 48	Cubic Feet 11
Depth 24	Ship Weight 46
Height 16.25	

JETF244816-T	Thermofoil top	CAD \$	1939
JETF244816-S	Corian® Solid Surface top	CAD \$	3272


Jensen

Oasis

Metal Seating Collection

When ordering this product, specification codes must be added to unit Model Number, as shown below.

NOTE: Upholstery and/or additional options must be specified separately.



ARM CAP
FINISH –

METAL
FRAME FINISH –

MODEL
NUMBER –

METAL FRAME
FINISH –

ARM CAP
FINISH –

SO6501 –SS –CL

GM Gunmetal	Wood	Polyurethane
MB Metallic Beige	AR Aria	PB Black
SB Smooth Black	CL Candlelight	PG Grey
SS Smooth Silver	CN Chestnut	PT Taupe
TB Textured Black	CH Chocolate	
TN Textured Nickel	DV Dolce Vita	
	GR Grenada	
	HM Hard Rock Maple	
	HA Havana	
	PA Palomino	
	PE Pebble	
	SA Sand	
	WC White Chocolate	

Oasis

Metal Seating Collection

Different fabrics may be specified on the seat and on the back. In this case, use the higher grade of the two. No additional upcharge applies. All prices are in CA dollars (CAD).

SO6501

DESCRIPTION –

Single Chair



DIMENSIONS –

Width 25.5
Depth 25.5
Height 34.5
Seat Width 21
Seat Height 18.5
Arm Height 26
COM Yard Back 1.25
COM Yard Seat 0.75
Cubic Feet 16
Ship Weight 50

OPTIONS –

Moisture barrier, <i>per seat</i>	+85
Wood arm caps	+0
Polyurethane arm caps	+0
Corian® Solid Surface arm caps	+795

MODEL NO.	COM/1	2	3	4	5	6	7	8
SO6501	1668	1832	1984	2142	2303	2470	2638	2810

SO6508

DESCRIPTION –

Single Chair




DIMENSIONS –

Width 35.5
Depth 25.5
Height 34.5
Seat Width 31
Seat Height 18.5
Arm Height 26
COM Yard Back 1.75
COM Yard Seat 1.25
Cubic Feet 21
Ship Weight 78

OPTIONS –

Moisture barrier, <i>per seat</i>	+85
Wood arm caps	+0
Polyurethane arm caps	+0
Corian® Solid Surface arm caps	+795

MODEL NO.	COM/1	2	3	4	5	6	7	8
SO6508	2110	2343	2562	2789	3025	3266	3510	3760



Spry

Metal Seating Collection

When ordering this product, specification codes must be added to unit Model Number, as shown below.

NOTE: Upholstery and/or additional options must be specified separately.



spry

MODEL NUMBER -

METAL FRAME FINISH -

ARM CAP FINISHES -

SPC121 -SS -DC

GM Gunmetal	Corian® Solid Surface	Wood
MB Metallic Beige	BI Bisque	AR Aria
SB Smooth Black	BN Bleached Nuwood	CL Candlelight
SS Smooth Silver	CA Canyon	CN Chestnut
TB Textured Black	CW Cameo White	CH Chocolate
TN Textured Nickel	DV Dove	DV Dolce Vita
	GW Glacier White	GR Grenada
	LI Linen	HM Hard Rock Maple
	PG Pearl Gray	HA Havana
	PN Provence Nuwood	PA Palomino
	SG Silver Gray	PE Pebble
		SA Sand
		WC White Chocolate

Spry

Metal Seating Collection

Different fabrics may be specified on the seat and on the back. In this case, use the higher grade of the two. No additional upcharge applies. All prices are in US dollars (CAD).

SPC121

DESCRIPTION –

21" Chair



DIMENSIONS –

Width 25
Depth 26.75
Height 33
Seat Width 21
Seat Depth 18.5
Seat Height 18.75
Arm Height 26.5
COM Yard 1.75
COM Yard Seat 1
COM Yard Back 0.75
Ship Weight 37
Cubic Feet 13

OPTIONS –

Moisture barrier	+85
Corian® Solid Surface arm caps	+0
Wood arm caps	+0
Polyurethane arm caps	N/A

MODEL NO.	COM/1	2	3	4	5	6	7	8
SPC121	1583	1720	1858	1995	2133	2270	2407	2545

SPC131

DESCRIPTION –

31" Chair



DIMENSIONS –

Width 35
Depth 26.75
Height 33
Seat Width 31
Seat Depth 18.5
Seat Height 18.75
Arm Height 26.5
COM Yard 2.5
COM Yard Seat 1
COM Yard Back 1.5
Ship Weight 45
Cubic Feet 18

OPTIONS –

Moisture barrier	+85
Corian® Solid Surface arm caps	+0
Wood arm caps	+0
Polyurethane arm caps	N/A

MODEL NO.	COM/1	2	3	4	5	6	7	8
SPC131	1950	2172	2395	2618	2838	3063	3287	3512

K
R
S

Spry

Metal Seating Collection

Different fabrics may be specified on the seat and on the back. In this case, use the higher grade of the two. No additional upcharge applies. All prices are in US dollars (CAD).

SPC142

DESCRIPTION –

42" Chair



DIMENSIONS –

Width	46
Depth	26.75
Height	33
Seat Width	42
Seat Depth	18.5
Seat Height	18.75
Arm Height	26.5
COM Yard	2.5
COM Yard Seat	1
COM Yard Back	1.5
Ship Weight	55
Cubic Feet	24

OPTIONS –

Moisture barrier	+170
Corian® Solid Surface arm caps	+0
Wood arm caps	+0
Polyurethane arm caps	N/A

MODEL NO.	COM/1	2	3	4	5	6	7	8
SPC142	2493	2788	3083	3378	3674	3969	4264	4559

SPC121A

DESCRIPTION –

21" Chair, armless




DIMENSIONS –

Width	25
Depth	26.75
Height	33
Seat Width	21
Seat Depth	18.5
Seat Height	18.75
COM Yard	1.75
COM Yard Seat	1
COM Yard Back	0.75
Ship Weight	30
Cubic Feet	11

OPTIONS –

Moisture barrier	+85
------------------	-----


MODEL NO.	COM/1	2	3	4	5	6	7	8
SPC121A	1442	1557	1672	1786	1901	2016	2130	2245



Spry

Metal Seating Collection

Different fabrics may be specified on the seat and on the back. In this case, use the higher grade of the two. No additional upcharge applies. All prices are in US dollars (CAD).



SPC131A

DESCRIPTION –

31" Chair, armless



DIMENSIONS –

- Width 35

- Depth 26.75

- Height 33

- Seat Width 31

- Seat Depth 18.5

- Seat Height 18.75

- COM Yard 2.5

- COM Yard Seat 1

- COM Yard Back 1.5

- Ship Weight 38

- Cubic Feet 16

OPTIONS –

Moisture barrier +85

MODEL NO.	COM/1	2	3	4	5	6	7	8
SPC131A	1675	1898	2120	2343	2563	2788	3013	3238

SPC142A

DESCRIPTION –

42" Chair, armless



DIMENSIONS –

- Width 46

- Depth 26.75

- Height 33

- Seat Width 42

- Seat Depth 18.5

- Seat Height 18.75

- COM Yard 2.5

- COM Yard Seat 1

- COM Yard Back 1.5

- Ship Weight 47

- Cubic Feet 22

OPTIONS –

Moisture barrier +170

MODEL NO.	COM/1	2	3	4	5	6	7	8
SPC142A	1994	2289	2585	2880	3175	3470	3766	4061

Spry

Metal Seating Collection

Different fabrics may be specified on the seat and on the back. In this case, use the higher grade of the two. No additional upcharge applies. All prices are in US dollars (CAD).

SPT181816-S

DESCRIPTION -

Freestanding Square Table



DIMENSIONS -

Width 18

Depth 18

Height 16

Cubic Feet 3

MODEL NO.

PRICE

MODEL NO.		PRICE
SPT181816-T	Thermofoil top	CAD \$ 1077
SPT181816-S	Corian® Solid Surface (shown)	CAD \$ 1535

SPT18R16-S

DESCRIPTION -

Freestanding Round Table



DIMENSIONS -

Width 18

Depth 18

Height 16

Cubic Feet 3

MODEL NO.

PRICE

SPT361816-S

DESCRIPTION -

Freestanding Coffee Table



DIMENSIONS -

Width 36

Depth 18

Height 16

Cubic Feet 6

MODEL NO.

PRICE

K
R
I
S
P
R
Y

Spry

Metal Seating Collection

Different fabrics may be specified on the seat and on the back. In this case, use the higher grade of the two. No additional upcharge applies. All prices are in US dollars (CAD).

SPLB6

DESCRIPTION –

6" Linking Bracket



DIMENSIONS –

Width 14.5

Depth 15.5

OPTIONS –

Height 1.75

Cubic Feet 0.5

MODEL NO.

PRICE

SPLB6

CAD \$

123

SPLT6-S

DESCRIPTION –

6" Linking Table Bracket



DIMENSIONS –

Width 17.25

Depth 18

OPTIONS –

Height 1.75

Cubic Feet 0.5

MODEL NO.

PRICE

SPLT6-T Thermofoil top

CAD \$

568

SPLT6-S Corian® Solid Surface (shown)

CAD \$

795

SPLT12-S

DESCRIPTION –

12" Linking Table Bracket



DIMENSIONS –

Width 23.25

Depth 18

OPTIONS –

Height 1.75

Cubic Feet 0.5

MODEL NO.

PRICE

SPLT12-T Thermofoil top

CAD \$

681

SPLT12-S Corian® Solid Surface (shown)

CAD \$

965

SPLT18-S

DESCRIPTION –

18" Linking Table Bracket



DIMENSIONS –

Width 29.25

Depth 18

OPTIONS –

Height 1.75

Cubic Feet 0.5

MODEL NO.

PRICE

SPLT18-T Thermofoil top

CAD \$

795

SPLT18-S Corian® Solid Surface (shown)

CAD \$

1133


K
R
I
S
S

Porto

Bench Seating

When ordering this product, specification codes must be added to unit Model Number, as shown below.

NOTE: Upholstery and/or additional options must be specified separately.



Porto

MODEL NUMBER -

METAL FRAME FINISH -

POB324-CT-SS

- GM** Gunmetal
- MB** Metallic Beige
- SB** Smooth Black
- SS** Smooth Silver
- TB** Textured Black
- TN** Textured Nickel

Porto

Bench Seating

All prices are in CA dollars (CAD).

Porto

POB224

DESCRIPTION –

Two-seat Bench



DIMENSIONS –

Width 48
Depth 20.75
Seat Height 19
Seat Width 24
COM Yard 2.5
Ship Weight 78
Cubic Feet 11

OPTIONS –

Moisture barrier	+ 80
Bolt-to-floor brackets	+ 95

MODEL NO.	COM/1	2	3	4	5	6	7	8
POB224	1682	1859	2021	2186	2355	2527	2700	2877

POB324

DESCRIPTION –

Three-seat Bench



DIMENSIONS –

Width 72
Depth 20.75
Seat Height 19
Seat Width 24
COM Yard 3.5
Ship Weight 98
Cubic Feet 17

OPTIONS –

Moisture barrier	+ 120
Bolt-to-floor brackets	+ 95

MODEL NO.	COM/1	2	3	4	5	6	7	8
POB324	2288	2549	2792	3040	3292	3547	3807	4072

POB324-CT

DESCRIPTION –

Three-seat Bench
With center table



DIMENSIONS –

Width 72
Depth 20.75
Seat Height 19
Seat Width 24
COM Yard 2.5
Ship Weight 110
Cubic Feet 17

OPTIONS –

Moisture barrier	+ 80
Bolt-to-floor brackets	+ 95
A/C receptacle with USB port	+ 495



POWER WITH
2 USB PORTS

MODEL NO.	COM/1	2	3	4	5	6	7	8
POB324-CT	2935	3137	3311	3489	3671	3854	4040	4230

Marna

Wood Seating Collection

When ordering this product, specification codes must be added to unit Model Number, as shown below.

NOTE: Upholstery and/or additional options must be specified separately.



Marna

MODEL
NUMBER -

WOOD FRAME
FINISH -

ARM CAP FINISH
(OPTIONAL) -

MAC121F -RC -PB

Wood	Polyurethane
AR Aria	PB Black
CL Candlelight	PG Grey
CN Chestnut	PT Taupe
CH Chocolate	
DV Dolce Vita	
GR Grenada	
HM Hard Rock Maple	
HA Havana	
PA Palomino	
PE Pebble	
SA Sand	
WC White Chocolate	

Marna

Wood Seating Collection

Different fabrics may be specified on the seat and on the back. In this case, use the higher grade of the two. No additional upcharge applies. All prices are in CA dollars (CAD).

Marna

MAC121F

DESCRIPTION –

Single Chair
21" seat width



DIMENSIONS –

Width 23.75

Depth 27.5

Height 35

Seat Width 21

Seat Depth 18.5

Seat Height 18.5

Arm Height 26.5

COM Yard Back 1.25

COM Yard Seat 0.75

Cubic Feet 15

Ship Weight 30

OPTIONS –

Moisture barrier, *per seat* +85

Wood arm caps N/A

Polyurethane arm caps +145

Corian® Solid Surface arm caps +195

Flex-back +250



FLEX-BACK

MODEL NO.	COM/1	2	3	4	5	6	7	8
MAC121F	1221	1328	1442	1557	1676	1792	1910	2029

MAC124F

DESCRIPTION –

Single Chair
24" seat width



DIMENSIONS –

Width 26.75

Depth 27.5

Height 35

Seat Width 24

Seat Depth 18.5

Seat Height 18.5

Arm Height 26.5

COM Yard Back 1.25

COM Yard Seat 0.75

Cubic Feet 15

Ship Weight 30

OPTIONS –

Moisture barrier, *per seat* +85

Wood arm caps N/A

Polyurethane arm caps +145

Corian® Solid Surface arm caps +195

Flex-back +250



FLEX-BACK

MODEL NO.	COM/1	2	3	4	5	6	7	8
MAC124F	1303	1414	1526	1639	1756	1874	1991	2108

Marna

Wood Seating Collection

Different fabrics may be specified on the seat and on the back. In this case, use the higher grade of the two. No additional upcharge applies. All prices are in CA dollars (CAD).

Marna

MAC131F

DESCRIPTION –

Single Chair



DIMENSIONS –

Width	33.75
Depth	27.5
Height	35
Seat Width	31
Seat Depth	18.5
Seat Height	18.5
Arm Height	26.5
COM Yard Back	1.75
COM Yard Seat	1.25
Cubic Feet	21
Ship Weight	40

OPTIONS –

Moisture barrier, <i>per seat</i>	+85
Wood arm caps	N/A
Polyurethane arm caps	+145
Corian® Solid Surface arm caps	+195
Flex-back	+250



FLEX-BACK

MODEL NO.	COM/1	2	3	4	5	6	7	8
MAC131F	1623	1788	1957	2133	2309	2492	2675	2858

MAC142F

DESCRIPTION –

Settee



DIMENSIONS –

Width	44.75
Depth	27.5
Height	35
Seat Width	42
Seat Depth	18.5
Seat Height	18.5
Arm Height	26.5
COM Yard Back	2.5
COM Yard Seat	1.5
Cubic Feet	25
Ship Weight	52

OPTIONS –

Moisture barrier, <i>per seat</i>	+170
Wood arm caps	N/A
Polyurethane arm caps	+145
Corian® Solid Surface arm caps	+195
Flex-back	+250



FLEX-BACK

MODEL NO.	COM/1	2	3	4	5	6	7	8
MAC142F	2003	2237	2474	2714	2961	3210	3459	3706

Marna

Wood Seating Collection

Different fabrics may be specified on the seat and on the back. In this case, use the higher grade of the two. No additional upcharge applies. All prices are in CA dollars (CAD).

MAC121F-H

DESCRIPTION –

Highback Chair
21" seat width



DIMENSIONS –

Width	23.75
Depth	27.5
Height	45.5
Seat Width	21
Seat Depth	18.5
Seat Height	18.5
Arm Height	26.5
COM Yard Back	1.75
COM Yard Seat	0.75
Cubic Feet	20
Ship Weight	42

OPTIONS –

Moisture barrier, <i>per seat</i>	+85
Wood arm caps	N/A
Polyurethane arm caps	+145
Corian® Solid Surface arm caps	+195
Flex-back	+250



FLEX-BACK

MODEL NO.	COM/1	2	3	4	5	6	7	8
MAC121F-H	1485	1666	1853	2040	2235	2430	2626	2820

Marna

Marna

Bench Seating Collection

All prices are in CA dollars (CAD).

MAB131F

DESCRIPTION –

Single Bench



DIMENSIONS –

Width	33.75
Depth	27.75
Seat Width	31
Seat Depth	26
Seat Height	18
Arm Height	23.5
COM Yard	1.5
Cubic Feet	13
Ship Weight	46

OPTIONS –

Moisture barrier	+60
Wood arm caps	N/A
Polyurethane arm caps	+145
Corian® Solid Surface arm caps	+195

MODEL NO.	COM/1	2	3	4	5	6	7	8
MAB131F	1417	1513	1612	1711	1815	1915	2019	2122

MAB221N

DESCRIPTION –

Two-seat Bench



DIMENSIONS –

Width	44.75
Depth	27.75
Seat Width	42
Seat Depth	26
Seat Height	18
Arm Height	23.5
COM Yard	2
Cubic Feet	17
Ship Weight	58

OPTIONS –

Moisture barrier	+80
Wood arm caps	N/A
Polyurethane arm caps	+145
Corian® Solid Surface arm caps	+195

MODEL NO.	COM/1	2	3	4	5	6	7	8
MAB221N	1535	1658	1786	1915	2044	2179	2314	2449

Marna

Marna

Wood Seating Collection

Marna

UCT-90R

DESCRIPTION –

Radius Corner Table

Includes two connecting brackets



DIMENSIONS –

Width 28

Depth 28

Cubic Feet 2

Ship Weight 25

AVAILABLE IN 12 LAMINATED FINISHES –

Aria, Candlelight, Chestnut, Chocolate,

Dolce Vita, Grenada, Hardrock Maple,

Havana, Palomino, Pebble, Sand,

White Chocolate

MODEL NO.

PRICE

UCT-90R-P	HPL with PVC edge	CAD \$	838
UCT-90R-S	Corian® Solid Surface	CAD \$	1258

UCT-90S

DESCRIPTION –

Square Corner Table

Includes two connecting brackets



DIMENSIONS –

Width 28

Depth 28

Cubic Feet 2

Ship Weight 30

AVAILABLE IN 12 LAMINATED FINISHES –

Aria, Candlelight, Chestnut, Chocolate,

Dolce Vita, Grenada, Hardrock Maple,

Havana, Palomino, Pebble, Sand,

White Chocolate

MODEL NO.

PRICE

UCT-90S-P	HPL with PVC edge	CAD \$	838
UCT-90S-S	Corian® Solid Surface	CAD \$	1258

UCT-SP

DESCRIPTION –

Square Spacer Table

Includes two connecting brackets



DIMENSIONS –

Width 22

Depth 22

Cubic Feet 1

Ship Weight 16

AVAILABLE IN 12 LAMINATED FINISHES –

Aria, Candlelight, Chestnut, Chocolate,

Dolce Vita, Grenada, Hardrock Maple,

Havana, Palomino, Pebble, Sand,

White Chocolate

MODEL NO.

PRICE

UCT-SP-P	HPL with PVC edge	CAD \$	616
UCT-SP-S	Corian® Solid Surface	CAD \$	1198

Vista

Wood Seating Collection

When ordering this product, specification codes must be added to unit Model Number, as shown below.

NOTE: Upholstery and/or additional options must be specified separately.

Vista



WOOD FRAME
FINISH -

MODEL
NUMBER -

WOOD FRAME
FINISH -


SV610 -CH

- AR Aria
- CL Candlelight
- CN Chestnut
- CH Chocolate
- DV Dolce Vita
- GR Grenada
- HM Hard Rock Maple
- HA Havana
- PA Palomino
- PE Pebble
- SA Sand
- WC White Chocolate

Vista

Wood Seating Collection

Different fabrics may be specified on the seat and on the back. In this case, use the higher grade of the two. No additional upcharge applies. All prices are in CA dollars (CAD).



SV600-21

DESCRIPTION –

Guest Chair
21" seat width



DIMENSIONS –

Width 24.5

Depth 26.5

Height 35

Seat Width 21

Seat Depth 18.5

Seat Height 18.5

Arm Height 26

COM Yard Back 1.25

COM Yard Seat 0.75

Cubic Feet 15

Ship Weight 30

OPTIONS –

Moisture barrier, *per seat* +85

Wood arm caps N/A

Polyurethane arm caps +135

Corian® Solid Surface arm caps N/A

Flex-back +250



FLEX-BACK

MODEL NO.	COM/1	2	3	4	5	6	7	8
SV600-21	1221	1328	1442	1557	1676	1792	1910	2029

SV600-24

DESCRIPTION –

Guest Chair
24" seat width



DIMENSIONS –

Width 27.5

Depth 26.5

Height 35

Seat Width 24

Seat Depth 18.5

Seat Height 18.5

Arm Height 26

COM Yard Back 1.25

COM Yard Seat 0.75

Cubic Feet 15

Ship Weight 30

OPTIONS –

Moisture barrier, *per seat* +85

Wood arm caps N/A

Polyurethane arm caps +135

Corian® Solid Surface arm caps N/A

Flex-back +250



FLEX-BACK

MODEL NO.	COM/1	2	3	4	5	6	7	8
SV600-24	1303	1414	1526	1639	1756	1874	1991	2108

Vista

Wood Seating Collection

Different fabrics may be specified on the seat and on the back. In this case, use the higher grade of the two. No additional upcharge applies. All prices are in CA dollars (CAD).

SV610

DESCRIPTION –

Guest Chair
31" seat width



DIMENSIONS –

Width 34.5

Depth 26.5

Height 35

Seat Width 31

Seat Depth 18.5

Seat Height 18.5

Arm Height 26

COM Yard Back 1.75

COM Yard Seat 1.25

Cubic Feet 21

Ship Weight 40

OPTIONS –

Moisture barrier, *per seat* +85

Wood arm caps N/A

Polyurethane arm caps +135

Corian® Solid Surface arm caps N/A

MODEL NO.	COM/1	2	3	4	5	6	7	8
SV610	1623	1788	1957	2133	2309	2492	2675	2858

SV600-42

DESCRIPTION –

Settee Chair



DIMENSIONS –

Width 45.5

Depth 26.5

Height 35

Seat Width 42

Seat Depth 18.5

Seat Height 18.5

Arm Height 26

COM Yard Back 2.5

COM Yard Seat 1.5

Cubic Feet 25

Ship Weight 52

OPTIONS –


Moisture barrier, *per seat* +170

Wood arm caps N/A

Polyurethane arm caps +135

Corian® Solid Surface arm caps N/A


MODEL NO.	COM/1	2	3	4	5	6	7	8
SV600-42	2003	2237	2474	2714	2961	3210	3459	3706



Vista

Wood Seating Collection

Different fabrics may be specified on the seat and on the back. In this case, use the higher grade of the two. No additional upcharge applies. All prices are in CA dollars (CAD).



SV640-21

DESCRIPTION –

Highback Chair
21" seat width



DIMENSIONS –

Width	24.5
Depth	26.5
Height	45.5
Seat Width	21
Seat Depth	18.5
Seat Height	18.5
Arm Height	26
COM Yard Back	1.75
COM Yard Seat	0.75
Cubic Feet	20
Ship Weight	42

OPTIONS –

Moisture barrier, <i>per seat</i>	+85
Wood arm caps	N/A
Polyurethane arm caps	+135
Corian® Solid Surface arm caps	N/A
Flex-back	+250



FLEX-BACK

MODEL NO.	COM/1	2	3	4	5	6	7	8
SV640-21	1485	1666	1853	2040	2235	2430	2626	2820

SV650

DESCRIPTION –

Hip Chair



DIMENSIONS –

Width	23.5
Depth	26.5
Height	41
Seat Width	21
Seat Depth	18.5
Seat Height	24.5
Arm Height	32
COM Yard Back	1.25
COM Yard Seat	0.75
Cubic Feet	18
Ship Weight	46

OPTIONS –


Moisture barrier, <i>per seat</i>	+85
Wood arm caps	N/A
Polyurethane arm caps	+135
Corian® Solid Surface arm caps	N/A

MODEL NO.	COM/1	2	3	4	5	6	7	8
SV650	2043	2162	2280	2402	2525	2650	2776	2901

Vista

Wood Seating Collection

All prices are in CA dollars (CAD).



SVB-31

DESCRIPTION –

Single Bench
W 34 D 25 H 18



DIMENSIONS –

Seat Width 31
Seat Depth 26
Seat Height 18
COM Yard 1.5
Cubic Feet 10
Ship Weight 34

MODEL NO.	COM/1	2	3	4	5	6	7	8
SVB-31	1417	1513	1612	1711	1815	1915	2019	2122

SVB-42

DESCRIPTION –

Two-seat Bench
W 45 D 25 H 18




DIMENSIONS –

Seat Width 42
Seat Depth 26
Seat Height 18
COM Yard 2
Cubic Feet 14
Ship Weight 42

MODEL NO.	COM/1	2	3	4	5	6	7	8
SVB-42	1535	1658	1786	1915	2044	2179	2314	2449

Vista

Wood Seating Collection



UCT-90R

DESCRIPTION –

Radius Corner Table

Includes two connecting brackets



DIMENSIONS –

Width 28

Depth 28

Cubic Feet 2

Ship Weight 25

AVAILABLE IN 12 LAMINATED FINISHES –

Aria, Candlelight, Chestnut, Chocolate,

Dolce Vita, Grenada, Hardrock Maple,

Havana, Palomino, Pebble, Sand,

White Chocolate

MODEL NO.

PRICE

UCT-90R-P	HPL with PVC edge	CAD \$	837
UCT-90R-S	Corian® Solid Surface	CAD \$	1258

UCT-90S

DESCRIPTION –

Square Corner Table

Includes two connecting brackets



DIMENSIONS –

Width 28

Depth 28

Cubic Feet 2

Ship Weight 30

AVAILABLE IN 12 LAMINATED FINISHES –

Aria, Candlelight, Chestnut, Chocolate,

Dolce Vita, Grenada, Hardrock Maple,

Havana, Palomino, Pebble, Sand,

White Chocolate

MODEL NO.

PRICE

UCT-90S-P	HPL with PVC edge	CAD \$	837
UCT-90S-S	Corian® Solid Surface	CAD \$	1258

UCT-SP

DESCRIPTION –

Square Spacer Table

Includes two connecting brackets



DIMENSIONS –

Width 22

Depth 22

Cubic Feet 1

Ship Weight 16

AVAILABLE IN 12 LAMINATED FINISHES –

Aria, Candlelight, Chestnut, Chocolate,

Dolce Vita, Grenada, Hardrock Maple,

Havana, Palomino, Pebble, Sand,

White Chocolate

MODEL NO.

PRICE

UCT-SP-P	HPL with PVC edge	CAD \$	615
UCT-SP-S	Corian® Solid Surface	CAD \$	1198

Vista

Occasional Table Collection

VF-222217

DESCRIPTION –

Square Table



DIMENSIONS –

Width 22

Depth 22

Height 17

Cubic Feet 2

Ship Weight 27

MODEL NO.

PRICE

VF-222217-P HPL with PVC edge	CAD \$	807
VF-222217-S Corian® Solid Surface	CAD \$	1283

Vista

Onward

Wood Seating Collection

When ordering this product, specification codes must be added to unit Model Number, as shown below.

NOTE: Upholstery and/or additional options must be specified separately.

Onward

WOOD FRAME
FINISH –



MODEL
NUMBER –

WOOD FRAME
FINISH –

ONG21-OA –SF

- AR** Aria
- CL** Candlelight
- CN** Chestnut
- CH** Chocolate
- DV** Dolce Vita
- GR** Grenada
- HM** Hard Rock Maple
- HA** Havana
- PA** Palomino
- PE** Pebble
- SA** Sand
- WC** White Chocolate

Onward

Wood Seating Collection

Different fabrics may be specified on the seat and on the back. In this case, use the higher grade of the two. No additional upcharge applies. All prices are in CA dollars (CAD).

ONG21-OA

DESCRIPTION –

Guest Chair
21" seat width



DIMENSIONS –

Width 24.5
Depth 25
Height 34.25
Seat Width 21
Seat Depth 18.5
Seat Height 18.5
Arm Height 26.5
COM Yard Back 1.25 / Seat 0.75
COM Yard Arms 1
Cubic Feet 13
Ship Weight 30

OPTIONS –

Moisture barrier, *per seat* +85
Wood arm caps N/A
Polyurethane arm caps +295
Corian® Solid Surface arm caps N/A
Flex-back +250



FLEX-BACK

MODEL NO.	COM/1	2	3	4	5	6	7	8
ONG21-OA	1221	1328	1442	1557	1676	1792	1910	2029

ONG24-OA

DESCRIPTION –

Guest Chair
24" seat width



DIMENSIONS –

Width 27.5
Depth 25
Height 34.25
Seat Width 24
Seat Depth 18.5
Seat Height 18.5
Arm Height 26.5
COM Yard Back 1.25 / Seat 0.75
COM Yard Arms 1
Cubic Feet 15
Ship Weight 34

OPTIONS –

Moisture barrier, *per seat* +85
Wood arm caps N/A
Polyurethane arm caps +295
Corian® Solid Surface arm caps N/A
Flex-back +250



FLEX-BACK

MODEL NO.	COM/1	2	3	4	5	6	7	8
ONG24-OA	1303	1414	1526	1639	1756	1874	1991	2108

Onward

Onward

Wood Seating Collection

Different fabrics may be specified on the seat and on the back. In this case, use the higher grade of the two. No additional upcharge applies. All prices are in CA dollars (CAD).

ONB31-OA

DESCRIPTION –

Guest Chair
31" seat width



DIMENSIONS –

Width 34.5
Depth 25
Height 34.25
Seat Width 31
Seat Depth 18.5
Seat Height 18.5
Arm Height 26.5
COM Yard Back 1.75 / Seat 1.25
COM Yard Arms 1
Cubic Feet 19
Ship Weight 40

OPTIONS –

Moisture barrier, *per seat* +85
Wood arm caps N/A
Polyurethane arm caps +295
Corian® Solid Surface arm caps N/A

MODEL NO.	COM/1	2	3	4	5	6	7	8
ONB31-OA	1623	1788	1957	2133	2309	2492	2675	2858

ONP21-OA

DESCRIPTION –

Highback Chair
21" seat width



DIMENSIONS –

Width 24.5
Depth 25
Height 44.25
Seat Width 21
Seat Depth 18.5
Seat Height 18.5
Arm Height 26.5
COM Yard Back 1.75 / Seat 0.75
COM Yard Arms 1
Cubic Feet 17
Ship Weight 42

OPTIONS –

Moisture barrier, *per seat* +85
Wood arm caps N/A
Polyurethane arm caps +295
Corian® Solid Surface arm caps N/A

MODEL NO.	COM/1	2	3	4	5	6	7	8
ONP21-OA	1485	1666	1853	2040	2235	2430	2626	2820

Onward

Onward

Wood Seating Collection

Different fabrics may be specified on the seat and on the back. In this case, use the higher grade of the two. No additional upcharge applies. All prices are in CA dollars (CAD).

ONS42-OA

DESCRIPTION –

Settee



DIMENSIONS –

Width	45.5
Depth	25
Height	34.25
Seat Width	42
Seat Depth	18.5
Seat Height	18.5
Arm Height	26
COM Yard Back	2.5 / Seat 1.5
COM Yard Arms	1
Cubic Feet	25
Ship Weight	52

OPTIONS –

Moisture barrier, <i>per seat</i>	+170
Wood arm caps	N/A
Polyurethane arm caps	+295
Corian® Solid Surface arm caps	N/A

MODEL NO.	COM/1	2	3	4	5	6	7	8
ONS42-OA	2003	2237	2474	2714	2961	3210	3459	3706

Onward

Onward

Bench Seating Collection

All prices are in CA dollars (CAD).

ONB-31

DESCRIPTION –

Single Bench
W 34.5 D 25 H 18



DIMENSIONS –

Seat Width 31
Seat Height 18
Arm Height 24
COM Yard 1.5
Cubic Feet 12
Ship Weight 38

OPTIONS –

Moisture barrier +85

MODEL NO.	COM/1	2	3	4	5	6	7	8
ONB-31	1504	1602	1702	1803	1905	2007	2110	2212

ONB-42

DESCRIPTION –

Two-seat Bench
W 45.5 D 25 H 18



DIMENSIONS –

Seat Width 42
Seat Height 18
Arm Height 24
COM Yard 2
Cubic Feet 16
Ship Weight 46

OPTIONS –

Moisture barrier +110

MODEL NO.	COM/1	2	3	4	5	6	7	8
ONB-42	1623	1748	1874	2042	2134	2269	2438	2606

Onward

Onward

Wood Seating Collection

Onward

UCT-90R

DESCRIPTION –

Radius Corner Table

Includes two connecting brackets



DIMENSIONS –

Width 28

Depth 28

Cubic Feet 2

Ship Weight 25

AVAILABLE IN 12 LAMINATED FINISHES –

Aria, Candlelight, Chestnut, Chocolate,

Dolce Vita, Grenada, Hardrock Maple,

Havana, Palomino, Pebble, Sand,

White Chocolate

MODEL NO.

PRICE

UCT-90R-P	HPL with PVC edge	CAD \$	837
------------------	-------------------	--------	-----

UCT-90R-S	Corian® Solid Surface	CAD \$	1258
------------------	-----------------------	--------	------

UCT-90S

DESCRIPTION –

Square Corner Table

Includes two connecting brackets



DIMENSIONS –

Width 28

Depth 28

Cubic Feet 2

Ship Weight 30

AVAILABLE IN 12 LAMINATED FINISHES –

Aria, Candlelight, Chestnut, Chocolate,

Dolce Vita, Grenada, Hardrock Maple,

Havana, Palomino, Pebble, Sand,

White Chocolate

MODEL NO.

PRICE

UCT-90S-P	HPL with PVC edge	CAD \$	837
------------------	-------------------	--------	-----

UCT-90S-S	Corian® Solid Surface	CAD \$	1258
------------------	-----------------------	--------	------

UCT-SP

DESCRIPTION –

Square Spacer Table

Includes two connecting brackets



DIMENSIONS –

Width 22

Depth 22

Cubic Feet 1

Ship Weight 16

AVAILABLE IN 12 LAMINATED FINISHES –

Aria, Candlelight, Chestnut, Chocolate,

Dolce Vita, Grenada, Hardrock Maple,

Havana, Palomino, Pebble, Sand,

White Chocolate

MODEL NO.

PRICE

UCT-SP-P	HPL with PVC edge	CAD \$	615
-----------------	-------------------	--------	-----

UCT-SP-S	Corian® Solid Surface	CAD \$	1198
-----------------	-----------------------	--------	------

Onward

Occasional Table Collection

VF-222217

DESCRIPTION –

Square Table



DIMENSIONS –

Width 22

Depth 22

Height 17

Cubic Feet 2

Ship Weight 27

MODEL NO.

PRICE

VF-222217-P HPL with PVC edge	CAD \$	807
VF-222217-S Corian® Solid Surface	CAD \$	1238

Onward

Abrazo

Seating Collection

When ordering this product, specification codes must be added to unit Model Number, as shown below.

NOTE: Upholstery and/or additional options must be specified separately.



Abrazo

MODEL NUMBER -

METAL FRAME FINISH -

ARM CAP FINISHES -

ABC121-LB-MB-SS -DV

GM	Gunmetal	Corian® Solid Surface	Wood
MB	Metallic Beige	BI	Bisque
AR		AR	Aria
SB	Smooth Black	BN	Bleached Nuwood
CL		CL	Candlelight
SS	Smooth Silver	CA	Canyon
CN		CN	Chestnut
TB	Textured Black	CW	Cameo White
CH		CH	Chocolate
TN	Textured Nickel	DV	Dove
DV		DV	Dolce Vita
		GW	Glacier White
		GR	Grenada
		LI	Linen
		HM	Hard Rock Maple
		PG	Pearl Gray
		HA	Havana
		PN	Provence Nuwood
		PA	Palomino
		SG	Silver Gray
		PE	Pebble
		SA	Sand
		WC	White Chocolate

* Abrazo with swivel star base has standard polished aluminum finish.

Abrazo

Seating Collection

Different fabrics may be specified on the seat, back and arms. In this case, use the higher grade of the two. No additional upcharge applies. All prices are in CA dollars (CAD).

ABC121-LB-MB

DESCRIPTION –

Mid-back

Leg base



DIMENSIONS –

Width 27.25

Depth 28.75

Height 34

Seat Width 20.75

Seat Depth 18.75

Seat Height 18.25

Arm Height 27.75

COM Yard Seat 1.5

COM Yard Back 1

COM Yard Arm 1.5

COM Yard Overall 4

Ship Weight 46.7

OPTIONS –

Moisure barrier + 170

Solid Surface arm caps + 350

Wood arm caps +250

MODEL NO.	COM/1	2	3	4	5	6	7	8
ABC121-LB-MB	2269	2480	2690	2901	3111	3322	3532	3743

ABC121-SB-MB

DESCRIPTION –

Mid-back

Swivel base



DIMENSIONS –

Width 27.25

Depth 26.5

Height 34

Seat Width 20.75

Seat Depth 18.75

Seat Height 18.5

Arm Height 27.5

COM Yard Seat 1.5

COM Yard Back 1

COM Yard Arm 1.5

COM Yard Overall 4

Ship Weight 57.5

OPTIONS –

Moisure barrier + 170

Solid Surface arm caps + 350

Wood arm caps +250

MODEL NO.	COM/1	2	3	4	5	6	7	8
ABC121-SB-MB	2345	2556	2766	2977	3187	3398	3608	3819

Abrazo

Abrazo

Seating Collection

Different fabrics may be specified on the seat, back and arms. In this case, use the higher grade of the two. No additional upcharge applies. All prices are in CA dollars (CAD).

ABC121-STB-MB

DESCRIPTION –

Mid-back
Swivel tilt base



DIMENSIONS –

Width 27.25
Depth 26.5
Height 34
Seat Width 20.75
Seat Depth 18.75
Seat Height 18.5
Arm Height 28
COM Yard Seat 1.5
COM Yard Back 1
COM Yard Arm 1.5
COM Yard Overall 4
Ship Weight 57.5

OPTIONS –

Moisure barrier + 170
Solid Surface arm caps + 350
Wood arm caps +250

MODEL NO.	COM/1	2	3	4	5	6	7	8
ABC121-STB-MB	2388	2599	2809	3020	3230	3441	3651	3862

ABC121-RB-MB

DESCRIPTION –

Mid-back
Rocker base



DIMENSIONS –

Width 27.25
Depth 32.5
Height 30.25
Seat Width 20.75
Seat Depth 18
Seat Height 18.5
Arm Height 28
COM Yard Seat 1.5
COM Yard Back 1
COM Yard Arm 1.5
COM Yard Overall 4
Ship Weight 51.2

OPTIONS –

Moisure barrier + 170
Solid Surface arm caps + 350
Wood arm caps +250

MODEL NO.	COM/1	2	3	4	5	6	7	8
ABC121-RB-MB	2265	2475	2686	2896	3107	3317	3528	3739

Abrazo

Abrazo

Seating Collection

Different fabrics may be specified on the seat, back and arms. In this case, use the higher grade of the two. No additional upcharge applies. All prices are in CA dollars (CAD).

ABC121-LB-HB

DESCRIPTION –

Highback

Leg base



DIMENSIONS –

Width 27.25

Depth 28.75

Height 45

Seat Width 20.75

Seat Depth 18.75

Seat Height 18.25

Arm Height 27.75

COM Yard Seat 1.5

COM Yard Back 1.5

COM Yard Arm 1.5

COM Yard Overall 4.5

Ship Weight 51.9

OPTIONS –

Moisure barrier + 170

Solid Surface arm caps + 350

Wood arm caps +250

MODEL NO.	COM/1	2	3	4	5	6	7	8
ABC121-LB-HB	2551	2800	3050	3299	3548	3797	4046	4295

ABC121-SB-HB

DESCRIPTION –

Highback

Swivel base



DIMENSIONS –

Width 27.25

Depth 27.25

Height 45

Seat Width 20.75

Seat Depth 18.75

Seat Height 18.5

Arm Height 27.5

COM Yard Seat 1.5

COM Yard Back 1.5

COM Yard Arm 1.5

COM Yard Overall 4.5

Ship Weight 62.8

OPTIONS –

Moisure barrier + 170

Solid Surface arm caps + 350

Wood arm caps +250

MODEL NO.	COM/1	2	3	4	5	6	7	8
ABC121-SB-HB	2629	2879	3128	3377	3626	3875	4124	4374

Abrazo

Abrazo

Seating Collection

Different fabrics may be specified on the seat, back and arms. In this case, use the higher grade of the two. No additional upcharge applies. All prices are in CA dollars (CAD).

ABC121-STB-HB

DESCRIPTION –

Highback
Swivel tilt base



DIMENSIONS –

Width 27.25
Depth 27.25
Height 45.25
Seat Width 20.75
Seat Depth 18.75
Seat Height 19
Arm Height 28
COM Yard Seat 1.5
COM Yard Back 1.5
COM Yard Arm 1.5
COM Yard Overall 4.5
Ship Weight 62.8

OPTIONS –

Moisure barrier + 170
Solid Surface arm caps + 350
Wood arm caps +250

MODEL NO.	COM/1	2	3	4	5	6	7	8
ABC121-STB-HB	2672	2922	3171	3420	3669	3918	4167	4417

ABC121-RB-HB

DESCRIPTION –

Highback
Rocker base



DIMENSIONS –

Width 27.25
Depth 32.5
Height 43
Seat Width 20.75
Seat Depth 18
Seat Height 18.5
Arm Height 28
COM Yard Seat 1.5
COM Yard Back 1.5
COM Yard Arm 1.5
COM Yard Overall 4.5
Ship Weight 56.5

OPTIONS –

Moisure barrier + 170
Solid Surface arm caps + 350
Wood arm caps +250

MODEL NO.	COM/1	2	3	4	5	6	7	8
ABC121-RB-HB	2549	2798	3047	3296	3546	3795	4044	4293

Abrazo

Podium

Lounge Seating Collection

When ordering this product, specification codes must be added to unit Model Number, as shown below.

NOTE: Upholstery and/or additional options must be specified separately.



Podium

MODEL
NUMBER -

METAL FRAME
FINISH -

ARM CAP/TABLE TOP
FINISHES -

PDL36-A24A-SS -DV

GM Gunmetal	Corian® Solid Surface	Thermofoil
MB Metallic Beige	BI Bisque	AR Aria
SB Smooth Black	BN Bleached Nuwood	CL Candlelight
SS Smooth Silver	CA Canyon	CN Chestnut
TB Textured Black	CW Cameo White	CH Chocolate
TN Textured Nickel	DV Dove	DV Dolce Vita
	GW Glacier White	GR Grenada
	LI Linen	HM Hard Rock Maple
	PG Pearl Gray	HA Havana
	PN Provence Nuwood	PA Palomino
	SG Silver Gray	PE Pebble
		SA Sand
		WC White Chocolate

Podium

Lounge Seating Collection

Different fabrics may be specified on the seat, back and arms. In this case, use the higher grade of the two. No additional upcharge applies. All prices are in CA dollars (CAD).

PDL36-A24A

DESCRIPTION –

Lounge 36"
Two arms
24" seat



DIMENSIONS –

Width 36
Depth 32
Height 34
Seat Width 24
Seat Depth 20
Seat Height 18
Arm Height 26
Cubic Feet 23

OPTIONS –

Moisure barrier + 113
Solid Surface arm cap, *each* + 300
Thermofoil arm cap, *each* + 200
Power/USB A+C + 595

COM YARDAGES –

COM Yard Platform 0.8
COM Yard Seat 1
COM Yard Back 1
COM Yard Outside Back 1
COM Yard Arm 2.40
COM Yard Overall 6.20

MODEL NO.	COM/1	2	3	4	5	6	7	8
PDL36-A24A	3292	3668	4044	4420	4796	5172	5548	5924

PDL36-A24TR

DESCRIPTION –

Lounge 36"
Single arm
24" seat
6" table (right facing)



DIMENSIONS –

Width 36
Depth 32
Height 34
Seat Width 24
Seat Depth 20
Seat Height 18
Arm Height 26
Cubic Feet 23

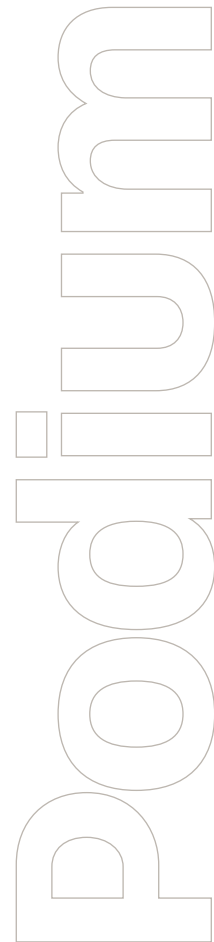
OPTIONS –

Moisure barrier + 113
Solid Surface arm cap, *each* + 300
Thermofoil arm cap, *each* + 200
Power/USB A+C + 595

COM YARDAGES –

COM Yard Platform 0.8
COM Yard Seat 1
COM Yard Back 1
COM Yard Outside Back 1
COM Yard Arm 1.20
COM Yard Overall 5

MODEL NO.		COM/1	2	3	4	5	6	7	8
PDL36-A24TR-S	Solid Surface table top (shown)	3681	3984	4288	4591	4894	5197	5500	5804
PDL36-A24TR-T	Thermofoil table top	3283	3586	3890	4193	4496	4799	5102	5406



Podium

Lounge Seating Collection

Different fabrics may be specified on the seat, back and arms. In this case, use the higher grade of the two. No additional upcharge applies. All prices are in CA dollars (CAD).

PDL36-A24TL

DESCRIPTION –

Lounge 36"
Single arm
24" seat
6" table (left facing)



DIMENSIONS –

Width 36
Depth 32
Height 34
Seat Width 24
Seat Depth 20
Seat Height 18
Arm Height 26
Cubic Feet 23

OPTIONS –

Moisure barrier + 113
Solid Surface arm cap, *each* + 300
Thermofoil arm cap, *each* + 200
Power/USB A+C + 595

COM YARDAGES –

COM Yard Platform 0.8
COM Yard Seat 1
COM Yard Back 1
COM Yard Outside Back 1
COM Yard Arm 1.20
COM Yard Overall 5

MODEL NO.		COM/1	2	3	4	5	6	7	8
PDL36-A24TL-S	Solid Surface table top (shown)	3681	3984	4288	4591	4894	5197	5500	5804
PDL36-A24TL-T	Thermofoil table top	3283	3586	3890	4193	4496	4799	5102	5406

PDL42-A24TR

DESCRIPTION –

Lounge 42"
Single arm
24" seat
12" table (right facing)



DIMENSIONS –

Width 42
Depth 32
Height 34
Seat Width 24
Seat Depth 20
Seat Height 18
Arm Height 26
Cubic Feet 27


OPTIONS –

Moisure barrier + 113
Solid Surface arm cap, *each* + 300
Thermofoil arm cap, *each* + 200
Power/USB A+C + 595

COM YARDAGES –

COM Yard Platform 1
COM Yard Seat 1
COM Yard Back 1
COM Yard Outside Back 1
COM Yard Arm 1.20
COM Yard Overall 5.20

MODEL NO.		COM/1	2	3	4	5	6	7	8
PDL42-A24TR-S	Solid Surface table top (shown)	4315	4631	4946	5261	5576	5892	6207	6522
PDL42-A24TR-T	Thermofoil table top	3379	3694	4010	4325	4640	4956	5271	5586



Podium

Lounge Seating Collection

Different fabrics may be specified on the seat, back and arms. In this case, use the higher grade of the two. No additional upcharge applies. All prices are in CA dollars (CAD).

PDL42-A24TL

DESCRIPTION –

Lounge 42"
Single arm
24" seat
12" table (left facing)



DIMENSIONS –

Width 42
Depth 32
Height 34
Seat Width 24
Seat Depth 20
Seat Height 18
Arm Height 26
Cubic Feet 27

OPTIONS –

Moisure barrier + 113
Solid Surface arm cap, *each* + 300
Thermofoil arm cap, *each* + 200
Power/USB A+C + 595

COM YARDAGES –

COM Yard Platform 1
COM Yard Seat 1
COM Yard Back 1
COM Yard Outside Back 1
COM Yard Arm 1.20
COM Yard Overall 5.20

MODEL NO.		COM/1	2	3	4	5	6	7	8
PDL42-A24TL-S	Solid Surface table top (shown)	4315	4631	4946	5261	5576	5892	6207	6522
PDL42-A24TL-T	Thermofoil table top	3379	3694	4010	4325	4640	4956	5271	5586

PDL48-A36A

DESCRIPTION –

Lounge 48"
Two arms
36" seat



DIMENSIONS –

Width 48
Depth 32
Height 34
Seat Width 36
Seat Depth 20
Seat Height 18
Arm Height 26
Cubic Feet 31

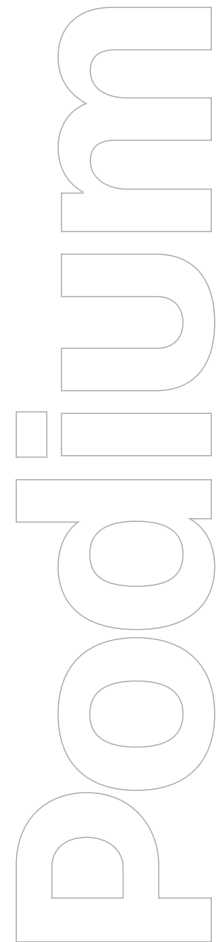
OPTIONS –

Moisure barrier + 170
Solid Surface arm cap, *each* + 300
Thermofoil arm cap, *each* + 200
Power/USB A+C + 595

COM YARDAGES –

COM Yard Platform 1
COM Yard Seat 1.30
COM Yard Back 1.30
COM Yard Outside Back 1.30
COM Yard Arm 2.40
COM Yard Overall 7.30

MODEL NO.		COM/1	2	3	4	5	6	7	8
PDL48-A36A		3615	4058	4500	4944	5386	5829	6271	6714



Podium

Lounge Seating Collection

Different fabrics may be specified on the seat, back and arms. In this case, use the higher grade of the two. No additional upcharge applies. All prices are in CA dollars (CAD).

PDL48-A36TR

DESCRIPTION –

Lounge 48"
Single arm
36" seat
6" table (right facing)



DIMENSIONS –

Width 48
Depth 32
Height 34
Seat Width 36
Seat Depth 20
Seat Height 18
Arm Height 26
Cubic Feet 31

OPTIONS –

Moisure barrier	+ 170
Solid Surface arm cap, <i>each</i>	+ 300
Thermofoil arm cap, <i>each</i>	+ 200
Power/USB A+C	+ 595

COM YARDAGES –

COM Yard Platform 1
COM Yard Seat 1.30
COM Yard Back 1.30
COM Yard Outside Back 1.30
COM Yard Arm 1.20
COM Yard Overall 6.10

MODEL NO.		COM/1	2	3	4	5	6	7	8
PDL48-A36TR-S	Solid Surface table top (shown)	4004	4375	4744	5114	5484	5854	6224	6594
PDL48-A36TR-T	Thermofoil table top	3607	3977	4347	4716	5087	5456	5827	6196

PDL48-A36TL

DESCRIPTION –

Lounge 48"
Single arm
36" seat
6" table (left facing)



DIMENSIONS –

Width 48
Depth 32
Height 34
Seat Width 36
Seat Depth 20
Seat Height 18
Arm Height 26
Cubic Feet 31

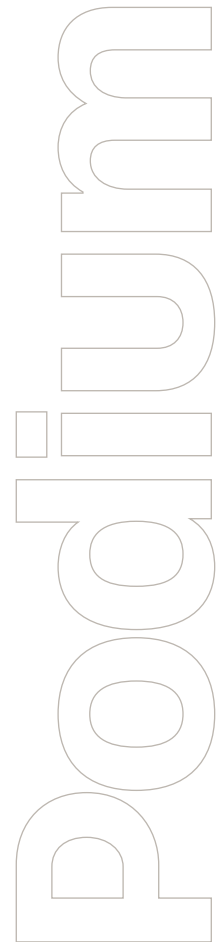
OPTIONS –

Moisure barrier	+ 170
Solid Surface arm cap, <i>each</i>	+ 300
Thermofoil arm cap, <i>each</i>	+ 200
Power/USB A+C	+ 595

COM YARDAGES –

COM Yard Platform 1
COM Yard Seat 1.30
COM Yard Back 1.30
COM Yard Outside Back 1.30
COM Yard Arm 1.20
COM Yard Overall 6.10

MODEL NO.		COM/1	2	3	4	5	6	7	8
PDL48-A36TL-S	Solid Surface table top (shown)	4004	4375	4744	5114	5484	5854	6224	6594
PDL48-A36TL-T	Thermofoil table top	3607	3977	4347	4716	5087	5456	5827	6196



Podium

Lounge Seating Collection

Different fabrics may be specified on the seat, back and arms. In this case, use the higher grade of the two. No additional upcharge applies. All prices are in CA dollars (CAD).

PDL48-A24BR

DESCRIPTION –

Lounge 48"
Single arm
24" seat
18" bench (right facing)



DIMENSIONS –

Width 48
Depth 32
Height 34
Seat Width 42 (24/18)
Seat Depth 20
Seat Height 18
Arm Height 26
Bench Width 18
Cubic Feet 31

OPTIONS –

Moisure barrier + 198
Solid Surface arm cap, *each* + 300
Thermofoil arm cap, *each* + 200
Power/USB A+C + 595

COM YARDAGES –

COM Yard Platform 1
COM Yard Seat 1
COM Yard Back 1
COM Yard Outside Back 1
COM Bench 1
COM Yard Arm 1.20
COM Yard Overall 6.20

MODEL NO.	COM/1	2	3	4	5	6	7	8
PDL48-A24BR	3292	3668	4044	4420	4796	5172	5548	5924

PDL48-A24BL

DESCRIPTION –

Lounge 48"
Single arm
24" seat
18" bench (left facing)



DIMENSIONS –

Width 48
Depth 32
Height 34
Seat Width 42 (18/24)
Seat Depth 20
Seat Height 18
Arm Height 26
Bench Width 18
Cubic Feet 31


OPTIONS –

Moisure barrier + 198
Solid Surface arm cap, *each* + 300
Thermofoil arm cap, *each* + 200
Power/USB A+C + 595

COM YARDAGES –

COM Yard Platform 1
COM Yard Seat 1
COM Yard Back 1
COM Yard Outside Back 1
COM Bench 1
COM Yard Arm 1.20
COM Yard Overall 6.20

MODEL NO.	COM/1	2	3	4	5	6	7	8
PDL48-A24BL	3292	3668	4044	4420	4796	5172	5548	5924



Podium

Lounge Seating Collection

Different fabrics may be specified on the seat, back and arms. In this case, use the higher grade of the two. No additional upcharge applies. All prices are in CA dollars (CAD).

PDL54-A36TR

DESCRIPTION –

Lounge 54"
Single arm
36" seat
12" table (right facing)



DIMENSIONS –

Width 54
Depth 32
Height 34
Seat Width 36
Seat Depth 20
Seat Height 18
Arm Height 26
Cubic Feet 34

OPTIONS –

Moisure barrier	+ 170
Solid Surface arm cap, <i>each</i>	+ 300
Thermofoil arm cap, <i>each</i>	+ 200
Power/USB A+C	+ 595

COM YARDAGES –

COM Yard Platform 1
COM Yard Seat 1.30
COM Yard Back 1.30
COM Yard Outside Back 1.30
COM Yard Arm 1.20
COM Yard Overall 6.10

MODEL NO.		COM/1	2	3	4	5	6	7	8
PDL54-A36TR-S	Solid Surface table top (shown)	4761	5131	5500	5871	6240	6611	6980	7350
PDL54-A36TR-T	Thermofoil table top	3825	4195	4564	4935	5304	5675	6044	6414

PDL54-A36TL

DESCRIPTION –

Lounge 54"
Single arm
36" seat
12" table (left facing)



DIMENSIONS –

Width 54
Depth 32
Height 34
Seat Width 36
Seat Depth 20
Seat Height 18
Arm Height 26
Cubic Feet 34

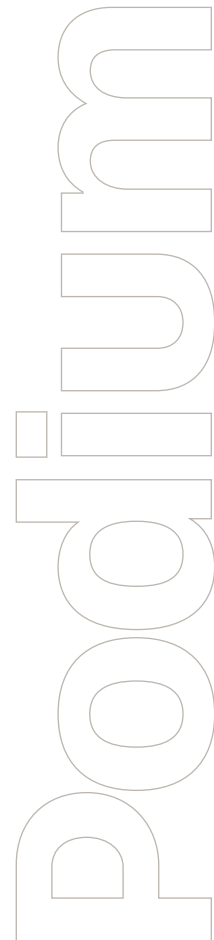
OPTIONS –

Moisure barrier	+ 170
Solid Surface arm cap, <i>each</i>	+ 300
Thermofoil arm cap, <i>each</i>	+ 200
Power/USB A+C	+ 595

COM YARDAGES –

COM Yard Platform 1
COM Yard Seat 1.30
COM Yard Back 1.30
COM Yard Outside Back 1.30
COM Yard Arm 1.20
COM Yard Overall 6.10

MODEL NO.		COM/1	2	3	4	5	6	7	8
PDL54-A36TL-S	Solid Surface table top (shown)	4761	5131	5500	5871	6240	6611	6980	7350
PDL54-A36TL-T	Thermofoil table top	3825	4195	4564	4935	5304	5675	6044	6414



Podium

Lounge Seating Collection

Different fabrics may be specified on the seat, back and arms. In this case, use the higher grade of the two. No additional upcharge applies. All prices are in CA dollars (CAD).

PDL60-A2424A

DESCRIPTION –

Lounge 60"

Two arms

Two 24" seats



DIMENSIONS –

Width 60

Depth 32

Height 34

Seat Width 48 (24/24)

Seat Depth 20

Seat Height 18

Arm Height 26

Cubic Feet 38

OPTIONS –

Moisure barrier + 226

Solid Surface arm cap, *each* + 300

Thermofoil arm cap, *each* + 200

Power/USB A+C + 595

COM YARDAGES –

COM Yard Platform 1

COM Yard Seat 2

COM Yard Back 2

COM Yard Outside Back 2

COM Yard Arm 2.40

COM Yard Overall 9.40

MODEL NO.

PDL60-A2424A

COM/1	2	3	4	5	6	7	8
4486	5056	5626	6196	6766	7336	7906	8476

PDL60-A36TR

DESCRIPTION –

Lounge 60"

Single arm

36" seat

18" table (right facing)



DIMENSIONS –

Width 60

Depth 32

Height 34

Seat Width 36

Seat Depth 20

Seat Height 18

Arm Height 26

Cubic Feet 38

OPTIONS –

Moisure barrier + 170

Solid Surface arm cap, *each* + 300

Thermofoil arm cap, *each* + 200

Power/USB A+C + 595

COM YARDAGES –

COM Yard Platform 1

COM Yard Seat 1.30

COM Yard Back 1.30

COM Yard Outside Back 1.30

COM Yard Arm 1.20

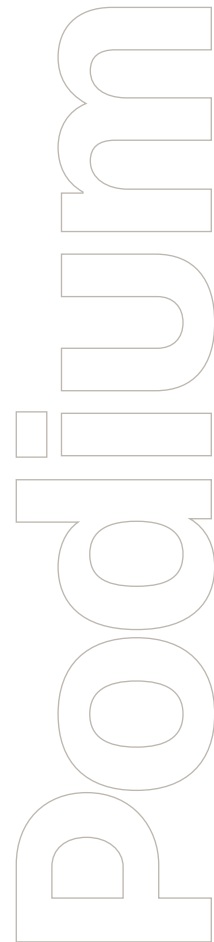
COM Yard Overall 6.10

MODEL NO.

PDL60-A36TR-S Solid Surface table top (shown)

PDL60-A36TR-T Thermofoil table top

COM/1	2	3	4	5	6	7	8
5293	5662	6033	6402	6773	7142	7512	7882
3889	4259	4628	4999	5368	5739	6108	6478



Podium

Lounge Seating Collection

Different fabrics may be specified on the seat, back and arms. In this case, use the higher grade of the two. No additional upcharge applies. All prices are in CA dollars (CAD).

PDL60-A36TL

DESCRIPTION –

Lounge 60"
Single arm
36" seat
18" table (left facing)



DIMENSIONS –

Width 60
Depth 32
Height 34
Seat Width 36
Seat Depth 20
Seat Height 18
Arm Height 26
Cubic Feet 38

OPTIONS –

Moisure barrier + 170
Solid Surface arm cap, *each* + 300
Thermofoil arm cap, *each* + 200
Power/USB A+C + 595

COM YARDAGES –

COM Yard Platform 1
COM Yard Seat 1.30
COM Yard Back 1.30
COM Yard Outside Back 1.30
COM Yard Arm 1.20
COM Yard Overall 6.10

MODEL NO.		COM/1	2	3	4	5	6	7	8
PDL60-A36TL-S	Solid Surface table top (shown)	5293	5662	6033	6402	6773	7142	7512	7882
PDL60-A36TL-T	Thermofoil table top	3889	4259	4628	4999	5368	5739	6108	6478

PDL60-A36BR

DESCRIPTION –

Lounge 60"
Single arm
36" seat
18" bench (right facing)



DIMENSIONS –

Width 60
Depth 32
Height 34
Seat Width 54 (36/18)
Seat Depth 20
Seat Height 18
Arm Height 26
Bench Width 18
Cubic Feet 38

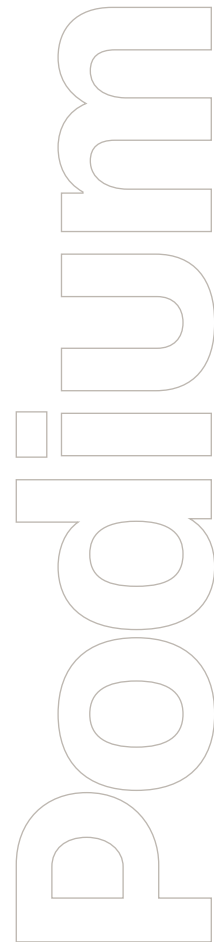
OPTIONS –

Moisure barrier + 255
Solid Surface arm cap, *each* + 300
Thermofoil arm cap, *each* + 200
Power/USB A+C + 595

COM YARDAGES –

COM Yard Platform 1
COM Yard Seat 1.30
COM Yard Back 1.30
COM Yard Outside Back 1.30
COM Bench 1
COM Yard Arm 1.20
COM Yard Overall 7.10

MODEL NO.		COM/1	2	3	4	5	6	7	8
PDL60-A36BR		4026	4457	4887	5318	5748	6180	6609	7041



Podium

Lounge Seating Collection

Different fabrics may be specified on the seat, back and arms. In this case, use the higher grade of the two. No additional upcharge applies. All prices are in CA dollars (CAD).

PDL60-A36BL

DESCRIPTION -

Lounge 60"
Single arm
36" seat
18" bench (left facing)



DIMENSIONS -

Width 60
Depth 32
Height 34
Seat Width 54 (36/18)
Seat Depth 20
Seat Height 18
Arm Height 26
Bench Width 18
Cubic Feet 38

OPTIONS -

Moisure barrier	+ 255
Solid Surface arm cap, <i>each</i>	+ 300
Thermofoil arm cap, <i>each</i>	+ 200
Power/USB A+C	+ 595

COM YARDAGES -

COM Yard Platform 1
COM Yard Seat 1.30
COM Yard Back 1.30
COM Yard Outside Back 1.30
COM Bench 1
COM Yard Arm 1.20
COM Yard Overall 7.10

MODEL NO.	COM/1	2	3	4	5	6	7	8
PDL60-A36BL	4026	4457	4887	5318	5748	6180	6609	7041

PDL66-A24M24A

DESCRIPTION -

Lounge 66"
Two arms
Two 24" seats
Mid-arm



DIMENSIONS -

Width 66
Depth 32
Height 34
Seat Width 48 (24/24)
Seat Depth 20
Seat Height 18
Arm Height 26
Cubic Feet 42

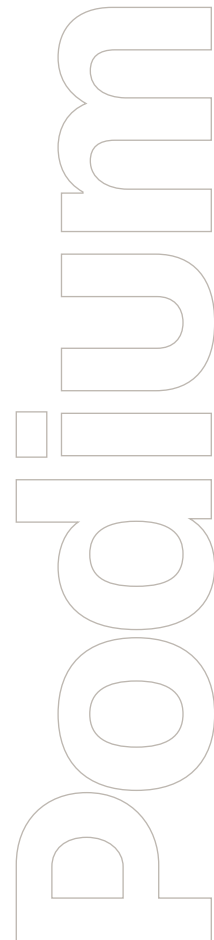
OPTIONS -

Moisure barrier	+ 226
Solid Surface arm cap, <i>each</i>	+ 300
Thermofoil arm cap, <i>each</i>	+ 200
Power/USB A+C	+ 595

COM YARDAGES -

COM Yard Platform 1
COM Yard Seat 2
COM Yard Back 2
COM Yard Outside Back 2
COM Yard Arm 1.20(mid)/2.40(end)
COM Yard Overall 10.60

MODEL NO.	COM/1	2	3	4	5	6	7	8
PDL66-A24M24A	4656	5299	5941	6584	7227	7870	8512	9155



Podium

Lounge Seating Collection

Different fabrics may be specified on the seat, back and arms. In this case, use the higher grade of the two. No additional upcharge applies. All prices are in CA dollars (CAD).

PDL66-A2424TR

DESCRIPTION –

Lounge 66"
Single arm
Two 24" seats
12" table (right facing)



DIMENSIONS –

Width 66
Depth 32
Height 34
Seat Width 48 (24/24)
Seat Depth 20
Seat Height 18
Arm Height 26
Cubic Feet 42

OPTIONS –

Moisure barrier	+ 226
Solid Surface arm cap, <i>each</i>	+ 300
Thermofoil arm cap, <i>each</i>	+ 200
Power/USB A+C	+ 595

COM YARDAGES –

COM Yard Platform 1
COM Yard Seat 2
COM Yard Back 2
COM Yard Outside Back 2
COM Yard Arm 1.20
COM Yard Overall 8.20

MODEL NO.		COM/1	2	3	4	5	6	7	8
PDL66-A2424TR-S	Solid Surface table top (shown)	5996	6494	6991	7488	7985	8483	8980	9477
PDL66-A2424TR-T	Thermofoil table top	4593	5090	5587	6085	6582	7079	7576	8074

PDL66-A2424TL

DESCRIPTION –

Lounge 66"
Single arm
Two 24" seats
12" table (left facing)



DIMENSIONS –

Width 66
Depth 32
Height 34
Seat Width 48 (24/24)
Seat Depth 20
Seat Height 18
Arm Height 26
Cubic Feet 42

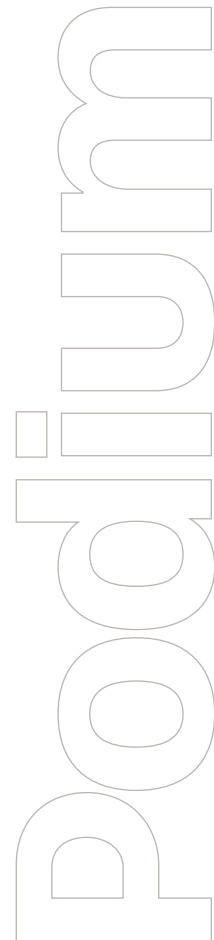
OPTIONS –

Moisure barrier	+ 226
Solid Surface arm cap, <i>each</i>	+ 300
Thermofoil arm cap, <i>each</i>	+ 200
Power/USB A+C	+ 595

COM YARDAGES –

COM Yard Platform 1
COM Yard Seat 2
COM Yard Back 2
COM Yard Outside Back 2
COM Yard Arm 1.20
COM Yard Overall 8.20

MODEL NO.		COM/1	2	3	4	5	6	7	8
PDL66-A2424TL-S	Solid Surface table top (shown)	5996	6494	6991	7488	7985	8483	8980	9477
PDL66-A2424TL-T	Thermofoil table top	4593	5090	5587	6085	6582	7079	7576	8074



Podium

Lounge Seating Collection

Different fabrics may be specified on the seat, back and arms. In this case, use the higher grade of the two. No additional upcharge applies. All prices are in CA dollars (CAD).

PDL72-A2424TR

DESCRIPTION –

Lounge 72"
Single arm
Two 24" seats
18" table (right facing)



DIMENSIONS –

Width 72
Depth 32
Height 34
Seat Width 48 (24/24)
Seat Depth 20
Seat Height 18
Arm Height 26
Cubic Feet 46

OPTIONS –

Moisure barrier	+ 226
Solid Surface arm cap, <i>each</i>	+ 300
Thermofoil arm cap, <i>each</i>	+ 200
Power/USB A+C	+ 595

COM YARDAGES –

COM Yard Platform 1.50
COM Yard Seat 2
COM Yard Back 2
COM Yard Outside Back 2
COM Yard Arm 1.20
COM Yard Overall 8.70

MODEL NO.		COM/1	2	3	4	5	6	7	8
PDL72-A2424TR-S	Solid Surface table top (shown)	6059	6586	7114	7641	8170	8697	9225	9752
PDL72-A2424TR-T	Thermofoil table top	4656	5183	5711	6238	6766	7293	7821	8348

PDL72-A2424TL

DESCRIPTION –

Lounge 72"
Single arm
Two 24" seats
18" table (left facing)



DIMENSIONS –

Width 72
Depth 32
Height 34
Seat Width 48 (24/24)
Seat Depth 20
Seat Height 18
Arm Height 26
Cubic Feet 46

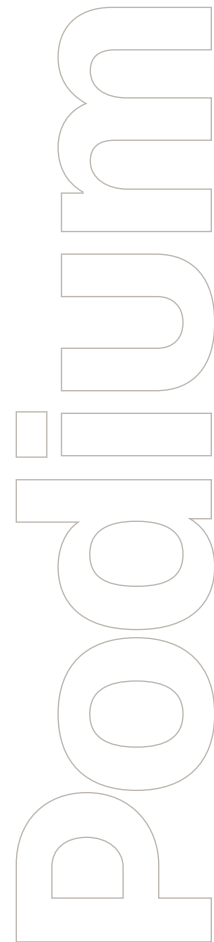
OPTIONS –

Moisure barrier	+ 226
Solid Surface arm cap, <i>each</i>	+ 300
Thermofoil arm cap, <i>each</i>	+ 200
Power/USB A+C	+ 595

COM YARDAGES –

COM Yard Platform 1.50
COM Yard Seat 2
COM Yard Back 2
COM Yard Outside Back 2
COM Yard Arm 1.20
COM Yard Overall 8.70

MODEL NO.		COM/1	2	3	4	5	6	7	8
PDL72-A2424TL-S	Solid Surface table top (shown)	6059	6586	7114	7641	8170	8697	9225	9752
PDL72-A2424TL-T	Thermofoil table top	4656	5183	5711	6238	6766	7293	7821	8348



Podium

Lounge Seating Collection

Different fabrics may be specified on the seat, back and arms. In this case, use the higher grade of the two. No additional upcharge applies. All prices are in CA dollars (CAD).

PDL72-B36B

DESCRIPTION –

Lounge 72"
36" seat
Two 18" benches



DIMENSIONS –

Width 72
Depth 32
Height 34
Seat Width 72 (18/36/18)
Seat Depth 20
Seat Height 18
Bench Width 18
Cubic Feet 46

OPTIONS –

Moisture barrier + 340
Power/USB A+C + 595

COM YARDAGES –

COM Yard Platform 1.50
COM Yard Seat 1.30
COM Yard Back 1.30
COM Yard Outside Back 1.30
COM Bench 2
COM Yard Overall 7.40

MODEL NO.	COM/1	2	3	4	5	6	7	8
PDL72-B36B	3756	4205	4654	5102	5551	6000	6449	6897

PDL72-BB

DESCRIPTION –

Lounge 72"
Two 36" benches



DIMENSIONS –

Width 72
Depth 32
Height 18
Bench Width 72 (36/36)
Cubic Feet 46

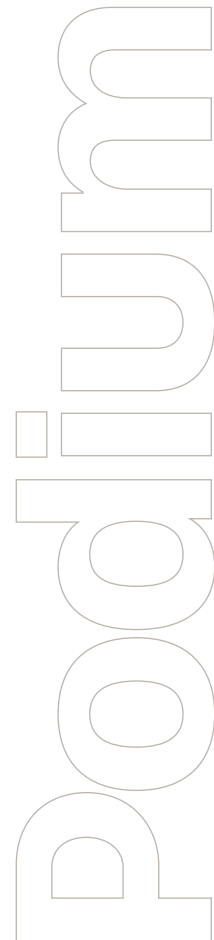
OPTIONS –

Moisture barrier + 340
Power/USB A+C + 595

COM YARDAGES –

COM Yard Platform 1.50
COM Yard Bench 4
COM Yard Overall 5.50

MODEL NO.	COM/1	2	3	4	5	6	7	8
PDL72-BB	3032	3366	3699	4033	4366	4700	5033	5367



Podium

Lounge Seating Collection

Different fabrics may be specified on the seat, back and arms. In this case, use the higher grade of the two. No additional upcharge applies. All prices are in CA dollars (CAD).

PDL78-A36BR

DESCRIPTION –

Lounge 78"
Single arm
36" seat
36" bench (right facing)



DIMENSIONS –

Width 78
Depth 32
Height 34
Seat Width 72 (36/36)
Seat Depth 20
Seat Height 18
Arm Height 26
Bench Width 36
Cubic Feet 50

OPTIONS –

Moisure barrier + 340
Solid Surface arm cap, *each* + 300
Thermofoil arm cap, *each* + 200
Power/USB A+C + 595

COM YARDAGES –

COM Yard Platform 1.50
COM Yard Seat 1.30
COM Yard Back 1.30
COM Yard Outside Back 1.30
COM Bench 2
COM Yard Arm 1.20
COM Yard Overall 8.60

MODEL NO.	COM/1	2	3	4	5	6	7	8
PDL78-A36BR	4086	4607	5129	5650	6172	6693	7215	7736

PDL78-A36BL

DESCRIPTION –

Lounge 78"
Single arm
36" seat
36" bench (left facing)



DIMENSIONS –

Width 78
Depth 32
Height 34
Seat Width 72 (36/36)
Seat Depth 20
Seat Height 18
Arm Height 26
Bench Width 36
Cubic Feet 50


OPTIONS –

Moisure barrier + 340
Solid Surface arm cap, *each* + 300
Thermofoil arm cap, *each* + 200
Power/USB A+C + 595

COM YARDAGES –

COM Yard Platform 1.50
COM Yard Seat 1.30
COM Yard Back 1.30
COM Yard Outside Back 1.30
COM Bench 2
COM Yard Arm 1.20
COM Yard Overall 8.60

MODEL NO.	COM/1	2	3	4	5	6	7	8
PDL78-A36BL	4086	4607	5129	5650	6172	6693	7215	7736



Podium

Lounge Seating Collection

Different fabrics may be specified on the seat, back and arms. In this case, use the higher grade of the two. No additional upcharge applies. All prices are in CA dollars (CAD).

PDL84-A3636A

DESCRIPTION -

Lounge 84"

Two arms

Two 36" seats



DIMENSIONS -

Width 84

Depth 32

Height 34

Seat Width 72 (36/36)

Seat Depth 20

Seat Height 18

Arm Height 26

Cubic Feet 53

OPTIONS -

Moisure barrier + 340

Solid Surface arm cap, *each* + 300

Thermofoil arm cap, *each* + 200

Power/USB A+C + 595

COM YARDAGES -

COM Yard Platform 1.50

COM Yard Seat 2.60

COM Yard Back 2.60

COM Yard Outside Back 2.60

COM Yard Arm 2.40

COM Yard Overall 11.70

MODEL NO.

PDL84-A3636A

COM/1	2	3	4	5	6	7	8
5325	6034	6744	7453	8163	8872	9582	10291

PDL84-A242424A

DESCRIPTION -

Lounge 84"

Two arms

Three 24" seats



DIMENSIONS -

Width 84

Depth 32

Height 34

Seat Width 72 (24/24/24)

Seat Depth 20

Seat Height 18

Arm Height 26

Cubic Feet 53

OPTIONS -

Moisure barrier + 339

Solid Surface arm cap, *each* + 300

Thermofoil arm cap, *each* + 200

Power/USB A+C + 595

COM YARDAGES -

COM Yard Platform 1.50

COM Yard Seat 3

COM Yard Back 3

COM Yard Outside Back 3

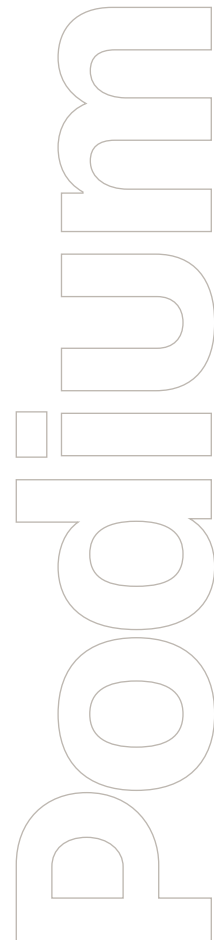
COM Yard Arm 2.40

COM Yard Overall 12.90

MODEL NO.

PDL84-A242424A

COM/1	2	3	4	5	6	7	8
5750	6532	7314	8097	8878	9661	10443	11226



Podium

Lounge Seating Collection

Different fabrics may be specified on the seat, back and arms. In this case, use the higher grade of the two. No additional upcharge applies. All prices are in CA dollars (CAD).

PDL84-B2424B

DESCRIPTION –

Lounge 84"

Two 18" benches

Two 24" seats



DIMENSIONS –

Width 84

Depth 32

Height 34

Seat Width 84 (18/24/24/18)

Seat Depth 20

Seat Height 18

Bench Width 18

Cubic Feet 53

OPTIONS –

Moisure barrier + 396

Power/USB A+C + 595

COM YARDAGES –

COM Yard Platform 1.50

COM Yard Seat 2

COM Yard Back 2

COM Yard Outside Back 2

COM Bench 2

COM Yard Overall 9.50

MODEL NO.

PDL84-B2424B

COM/1	2	3	4	5	6	7	8
4678	5255	5830	6407	6982	7559	8134	8711

PDL90-A36M36A

DESCRIPTION –

Lounge 90"

Two arms

Two 36" seats

Mid-arm



DIMENSIONS –

Width 90

Depth 32

Height 34

Seat Width 72 (36/36)

Seat Depth 20

Seat Height 18

Arm Height 26

Cubic Feet 57

OPTIONS –

Moisure barrier + 340

Solid Surface arm cap, *each* + 300

Thermofoil arm cap, *each* + 200

Power/USB A+C + 595

COM YARDAGES –

COM Yard Platform 1.50

COM Yard Seat 2.60

COM Yard Back 2.60

COM Yard Outside Back 2.60

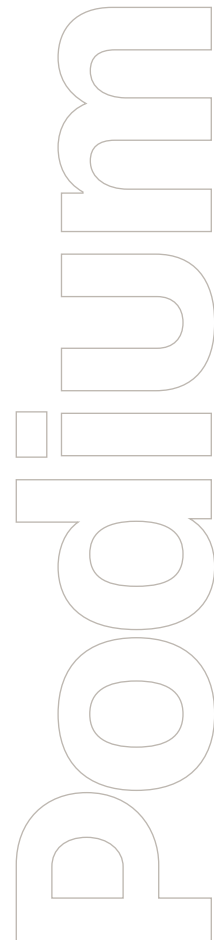
COM Yard Arm 1.20(mid)/2.40(end)

COM Yard Overall 12.90

MODEL NO.

PDL90-A36M36A

COM/1	2	3	4	5	6	7	8
5879	6660	7443	8225	9007	9789	10572	11354



Podium

Lounge Seating Collection

Different fabrics may be specified on the seat, back and arms. In this case, use the higher grade of the two. No additional upcharge applies. All prices are in CA dollars (CAD).

PDL90-A2424BR

DESCRIPTION –

Lounge 90"

Single arm

Two 24" seats

36" bench (right facing)



DIMENSIONS –

Width 90

Depth 32

Height 34

Seat Width 84 (24/24/36)

Seat Depth 20

Seat Height 18

Arm Height 26

Bench Width 36

Cubic Feet 57

OPTIONS –

Moisure barrier + 396

Solid Surface arm cap, *each* + 300

Thermofoil arm cap, *each* + 200

Power/USB A+C + 595

COM YARDAGES –

COM Yard Platform 1.50

COM Yard Seat 2

COM Yard Back 2

COM Yard Outside Back 2

COM Bench 2

COM Yard Arm 1.20

COM Yard Overall 10.70

MODEL NO.	COM/1	2	3	4	5	6	7	8
PDL90-A2424BR	5488	6138	6786	7435	8084	8733	9381	10031

PDL90-A2424BL

DESCRIPTION –

Lounge 90"

Single arm

Two 24" seats

36" bench (left facing)



DIMENSIONS –

Width 90

Depth 32

Height 34

Seat Width 84 (36/24/24)

Seat Depth 20

Seat Height 18

Arm Height 26

Bench Width 36

Cubic Feet 57

OPTIONS –

Moisure barrier + 396

Solid Surface arm cap, *each* + 300

Thermofoil arm cap, *each* + 200

Power/USB A+C + 595

COM YARDAGES –

COM Yard Platform 1.50

COM Yard Seat 2

COM Yard Back 2


COM Yard Outside Back 2

COM Bench 2

COM Yard Arm 1.20

COM Yard Overall 10.70

MODEL NO.	COM/1	2	3	4	5	6	7	8
PDL90-A2424BL	5488	6138	6786	7435	8084	8733	9381	10031



Podium

Lounge Seating Collection

Different fabrics may be specified on the seat, back and arms. In this case, use the higher grade of the two. No additional upcharge applies. All prices are in CA dollars (CAD).

PDL90-A3636TR

DESCRIPTION –

Lounge 90"
Single arm
Two 36" seats
12" table (right facing)



DIMENSIONS –

Width 90
Depth 32
Height 34
Seat Width 72 (36/36)
Seat Depth 20
Seat Height 18
Arm Height 26
Cubic Feet 57

OPTIONS –

Moisure barrier	+ 340
Solid Surface arm cap, <i>each</i>	+ 300
Thermofoil arm cap, <i>each</i>	+ 200
Power/USB A+C	+ 595

COM YARDAGES –

COM Yard Platform 1.50
COM Yard Seat 2.60
COM Yard Back 2.60
COM Yard Outside Back 2.60
COM Yard Arm 1.20
COM Yard Overall 10.50

MODEL NO.		COM/1	2	3	4	5	6	7	8
PDL90-A3636TR-S	Solid Surface table top (shown)	6656	7292	7929	8565	9203	9839	10476	11112
PDL90-A3636TR-T	Thermofoil table top	5720	6356	6993	7629	8267	8903	9540	10176

PDL90-A3636TL

DESCRIPTION –

Lounge 90"
Single arm
Two 36" seats
12" table (left facing)



DIMENSIONS –

Width 90
Depth 32
Height 34
Seat Width 72 (36/36)
Seat Depth 20
Seat Height 18
Arm Height 26
Cubic Feet 57

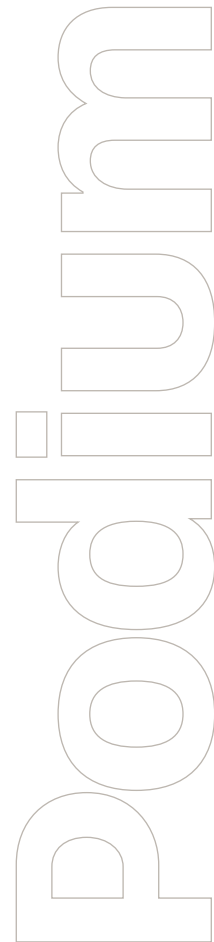
OPTIONS –

Moisure barrier	+ 340
Solid Surface arm cap, <i>each</i>	+ 300
Thermofoil arm cap, <i>each</i>	+ 200
Power/USB A+C	+ 595

COM YARDAGES –

COM Yard Platform 1.50
COM Yard Seat 2.60
COM Yard Back 2.60
COM Yard Outside Back 2.60
COM Yard Arm 1.20
COM Yard Overall 10.50

MODEL NO.		COM/1	2	3	4	5	6	7	8
PDL90-A3636TL-S	Solid Surface table top (shown)	6656	7292	7929	8565	9203	9839	10476	11112
PDL90-A3636TL-T	Thermofoil table top	5720	6356	6993	7629	8267	8903	9540	10176



Podium

Lounge Seating Collection

Different fabrics may be specified on the seat, back and arms. In this case, use the higher grade of the two. No additional upcharge applies. All prices are in CA dollars (CAD).

PDL96-A24M24M24A

DESCRIPTION –

Lounge 96"

Two arms

Three 24" seats

Two mid-arms



DIMENSIONS –

Width 96

Depth 32

Height 34

Seat Width 72 (24/24/24)

Seat Depth 20

Seat Height 18

Arm Height 26

Cubic Feet 61

OPTIONS –

Moisure barrier + 339

Solid Surface arm cap, *each* + 300

Thermofoil arm cap, *each* + 200

Power/USB A+C + 595

COM YARDAGES –

COM Yard Platform 1.50

COM Yard Seat 3

COM Yard Back 3

COM Yard Outside Back 3

COM Yard Arm 2.40 (mid)/2.40 (end)

COM Yard Overall 15.30

MODEL NO.

COM/1 2 3 4 5 6 7 8

PDL96-A24M24M24A 6856 7785 8712 9640 10567 11496 12423 13351

PDL96-A3636TR

DESCRIPTION –

Lounge 96"

Single arm

Two 36" seats

18" table (right facing)



DIMENSIONS –

Width 96

Depth 32

Height 34

Seat Width 72 (36/36)

Seat Depth 20

Seat Height 18

Arm Height 26

Cubic Feet 61

OPTIONS –

Moisure barrier + 340

Solid Surface arm cap, *each* + 300

Thermofoil arm cap, *each* + 200

Power/USB A+C + 595

COM YARDAGES –

COM Yard Platform 1.50

COM Yard Seat 2.60

COM Yard Back 2.60

COM Yard Outside Back 2.60

COM Yard Arm 1.20

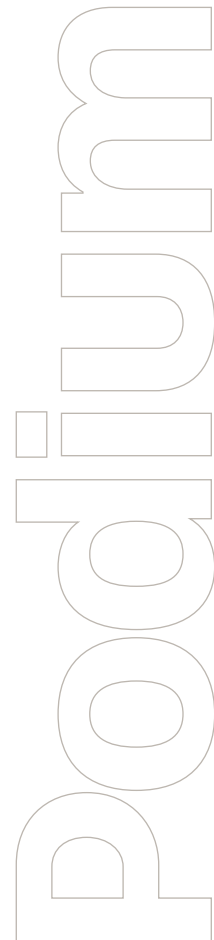
COM Yard Overall 10.50

MODEL NO.

COM/1 2 3 4 5 6 7 8

PDL96-A3636TR-S Solid Surface table top (shown) 6867 7504 8141 8777 9414 10050 10688 11324

PDL96-A3636TR-T Thermofoil table top 5463 6100 6736 7374 8010 8647 9283 9920



Podium

Lounge Seating Collection

Different fabrics may be specified on the seat, back and arms. In this case, use the higher grade of the two. No additional upcharge applies. All prices are in CA dollars (CAD).

PDL96-A3636TL

DESCRIPTION –

Lounge 96"
Single arm
Two 36" seats
18" table (left facing)



DIMENSIONS –

Width 96
Depth 32
Height 34
Seat Width 72 (36/36)
Seat Depth 20
Seat Height 18
Arm Height 26
Cubic Feet 61

OPTIONS –

Moisure barrier + 340
Solid Surface arm cap, *each* + 300
Thermofoil arm cap, *each* + 200
Power/USB A+C + 595

COM YARDAGES –

COM Yard Platform 1.50
COM Yard Seat 2.60
COM Yard Back 2.60
COM Yard Outside Back 2.60
COM Yard Arm 1.20
COM Yard Overall 10.50

MODEL NO.		COM/1	2	3	4	5	6	7	8
PDL96-A3636TL-S	Solid Surface table top (shown)	6867	7504	8141	8777	9414	10050	10688	11324
PDL96-A3636TL-T	Thermofoil table top	5463	6100	6736	7374	8010	8647	9283	9920

PDL32-B

DESCRIPTION –

Lounge
32" square bench



DIMENSIONS –

Width 32
Depth 32
Height 18
Cubic Feet 11


OPTIONS –

Moisure barrier + 170
Power/USB A+C + 595

COM YARDAGES –

COM Yard Platform 0.7
COM Yard Bench 2
COM Yard Overall 2.70

MODEL NO.		COM/1	2	3	4	5	6	7	8
PDL32-B		1990	2154	2317	2482	2645	2809	2972	3137



Podium

Lounge Seating Collection

Different fabrics may be specified on the seat, back and arms. In this case, use the higher grade of the two. No additional upcharge applies. All prices are in CA dollars (CAD).

PDL32-T

DESCRIPTION –

Lounge
32" square table



DIMENSIONS –

Width 32
Depth 32
Height 11.25
Cubic Feet 7

OPTIONS –

Power/USB A+C + 595

COM YARDAGES –

COM Yard Platform 0.7
COM Yard Overall 0.7

MODEL NO.		COM/1	2	3	4	5	6	7	8
PDL32-T-S	Solid Surface table top (shown)	4253	4296	4338	4381	4423	4466	4508	4551
PDL32-T-T	Thermofoil table top	2420	2463	2505	2548	2590	2633	2675	2718

Podium

Valet

Lounge Seating Collection

When ordering this product, specification codes must be added to unit Model Number, as shown below.

NOTE: Upholstery and additional options must be specified separately.

Valet



FRAME FINISH –

STANCE MODEL
NUMBER –

FRAME
FINISH* –

VAL121-WB –SS

Metal	Wood
GM Gunmetal	AR Aria
MB Metallic Beige	CL Candlelight
SB Smooth Black	CN Chestnut
SS Smooth Silver	CH Chocolate
TB Textured Black	DV Dolce Vita
TN Textured Nickel	GR Grenada
	HM Hard Rock Maple
	HA Havana
	PA Palomino
	PE Pebble
	SA Sand
	WC White Chocolate


* Valet with swivel star base has standard polished aluminum finish.

Valet

Lounge Seating Collection

Different fabrics may be specified on the seat and on the back. In this case, use the higher grade of the two. No additional upcharge applies. All prices are in CA dollars (CAD).

Due to application and aesthetic constraints, not all fabrics can be applied to this product. Please refer to the recommended list found at the front of the price book. Contact customer service to review other COM fabrics for suitability.



VAL121-WB

DESCRIPTION –

Lounge Chair 21"
With wire base



DIMENSIONS –

Width 31
Depth 30.75
Height 32
Seat Width 21
Seat Depth 20
Seat Height 16.25
Arm Height 23.25
COM Yard Back 2.5
COM Yard Seat 0.75
COM Yard 3.25
Cubic Feet 18
Ship Weight 43

OPTIONS –

Moisture barrier, *per seat* + 164

MODEL NO.	COM/1	2	3	4	5	6	7	8
VAL121-WB	2496	2859	3182	3520	3874	4247	4619	4992

VAL147-WB

DESCRIPTION –

Lounge Chair 47"
With wire base



DIMENSIONS –

Width 56.5
Depth 30.75
Height 32
Seat Width 47
Seat Depth 20
Seat Height 16.25
Arm Height 23.25
COM Yard Back 3.75
COM Yard Seat 1.5
COM Yard 4
Cubic Feet 33
Ship Weight 84

OPTIONS –

Moisture barrier, *per seat* + 274

MODEL NO.	COM/1	2	3	4	5	6	7	8
VAL147-WB	5294	5915	6565	7246	7961	8710	9459	10208

Valet

Lounge Seating Collection

Different fabrics may be specified on the seat and on the back. In this case, use the higher grade of the two. No additional upcharge applies. All prices are in CA dollars (CAD).

Due to application and aesthetic constraints, not all fabrics can be applied to this product. Please refer to the recommended list found at the front of the price book. Contact customer service to review other COM fabrics for suitability.

VAL121-WB-HB

DESCRIPTION –

Highback 21"

With wire base



DIMENSIONS –

Width 31

Depth 31.25

Height 43.25

Seat Width 21

Seat Depth 20

Seat Height 16.25

Arm Height 23.25

COM Yard Back 3.25

COM Yard Seat 0.75

COM Yard 4


Cubic Feet 25

Ship Weight 51

OPTIONS –

Moisture barrier, *per seat* + 198

MODEL NO.	COM/1	2	3	4	5	6	7	8
VAL121-WB-HB	3309	3695	4100	4523	4966	5434	5901	6368



Valet

Lounge Seating Collection

Different fabrics may be specified on the seat and on the back. In this case, use the higher grade of the two. No additional upcharge applies. All prices are in CA dollars (CAD).

Due to application and aesthetic constraints, not all fabrics can be applied to this product. Please refer to the recommended list found at the front of the price book. Contact customer service to review other COM fabrics for suitability.

VAL121-SDB

DESCRIPTION –

Lounge Chair 21"

With swivel disc base

With 16.25" seat height



DIMENSIONS –

Width 31

Depth 30.75

Height 32

Seat Width 21

Seat Depth 20

Seat Height 16.25

Arm Height 23.25

COM Yard Back 2.5

COM Yard Seat 0.75

COM Yard 3.25

Cubic Feet 18

Ship Weight 77

OPTIONS –

Moisture barrier, *per seat* + 164

MODEL NO.	COM/1	2	3	4	5	6	7	8
VAL121-SDB	2978	3262	3562	3871	4195	4532	4870	5208

VAL121-SDB-HB

DESCRIPTION –

Highback 21"

With swivel disc base

With 16.25" seat height



DIMENSIONS –

Width 31

Depth 31.25

Height 43.25

Seat Width 21

Seat Depth 20

Seat Height 16.25

Arm Height 23.25

COM Yard Back 3.25

COM Yard Seat 0.75

COM Yard 4


Cubic Feet 25

Ship Weight 86

OPTIONS –

Moisture barrier, *per seat* + 198

MODEL NO.	COM/1	2	3	4	5	6	7	8
VAL121-SDB-HB	3792	4146	4514	4897	5298	5716	6133	6552



Valet

Lounge Seating Collection

Different fabrics may be specified on the seat and on the back. In this case, use the higher grade of the two. No additional upcharge applies. All prices are in CA dollars (CAD).

Due to application and aesthetic constraints, not all fabrics can be applied to this product. Please refer to the recommended list found at the front of the price book. Contact customer service to review other COM fabrics for suitability.

VAL121-SDBT

DESCRIPTION –

Lounge Chair 21"

With swivel disc base

With 18.25" seat height



DIMENSIONS –

Width 31

Depth 30.75

Height 34

Seat Width 21

Seat Depth 20

Seat Height 18.25

Arm Height 25.25

COM Yard Back 2.5

COM Yard Seat 0.75

COM Yard 3.25

Cubic Feet 19

Ship Weight 77

OPTIONS –

Moisture barrier, *per seat* + 164

MODEL NO.	COM/1	2	3	4	5	6	7	8
VAL121-SDBT	3095	3380	3680	3989	4312	4650	4987	5326

VAL121-SDBT-HB

DESCRIPTION –

Highback 21"

With swivel disc base

With 18.25" seat height



DIMENSIONS –

Width 31

Depth 31.25

Height 45.25

Seat Width 21

Seat Depth 20

Seat Height 18.25

Arm Height 25.25

COM Yard Back 3.25

COM Yard Seat 0.75

COM Yard 4


Cubic Feet 26

Ship Weight 86

OPTIONS –

Moisture barrier, *per seat* + 198

MODEL NO.	COM/1	2	3	4	5	6	7	8
VAL121-SDBT-HB	3909	4263	4632	5014	5415	5834	6252	6669



Valet

Lounge Seating Collection

Different fabrics may be specified on the seat and on the back. In this case, use the higher grade of the two. No additional upcharge applies. All prices are in CA dollars (CAD).

Due to application and aesthetic constraints, not all fabrics can be applied to this product. Please refer to the recommended list found at the front of the price book. Contact customer service to review other COM fabrics for suitability.

VAL121-SSB

DESCRIPTION –

Lounge Chair 21"

With swivel star base

With 16.5" seat height



DIMENSIONS –

Width 31

Depth 30.75

Height 32.25

Seat Width 21

Seat Depth 20

Seat Height 16.5

Arm Height 23.5

COM Yard Back 2.5

COM Yard Seat 0.75

COM Yard 3.25

Cubic Feet 18

Ship Weight 49

OPTIONS –

Moisture barrier, *per seat* + 164

MODEL NO.	COM/1	2	3	4	5	6	7	8
VAL121-SSB	2331	2693	3016	3354	3708	4081	4454	4826

VAL121-SSB-HB

DESCRIPTION –

Highback 21"

With swivel star base

With 16.5" seat height



DIMENSIONS –

Width 31

Depth 31.25

Height 43.5

Seat Width 21

Seat Depth 20

Seat Height 16.5

Arm Height 23.5

COM Yard Back 3.25

COM Yard Seat 0.75

COM Yard 4


Cubic Feet 25

Ship Weight 58

OPTIONS –

Moisture barrier, *per seat* + 198

MODEL NO.	COM/1	2	3	4	5	6	7	8
VAL121-SSB-HB	3143	3530	3934	4357	4800	5268	5735	6202



Valet

Lounge Seating Collection

Different fabrics may be specified on the seat and on the back. In this case, use the higher grade of the two. No additional upcharge applies. All prices are in CA dollars (CAD).

Due to application and aesthetic constraints, not all fabrics can be applied to this product. Please refer to the recommended list found at the front of the price book. Contact customer service to review other COM fabrics for suitability.

VAL121-SSBT

DESCRIPTION –

Lounge Chair 21"

With swivel star base

With 18.5" seat height



DIMENSIONS –

Width 31

Depth 30.75

Height 34.25

Seat Width 21

Seat Depth 20

Seat Height 18.5

Arm Height 25.5

COM Yard Back 2.5

COM Yard Seat 0.75

COM Yard 3.25

Cubic Feet 19

Ship Weight 49

OPTIONS –

Moisture barrier, *per seat* + 164

MODEL NO.	COM/1	2	3	4	5	6	7	8
VAL121-SSBT	2448	2811	3134	3472	3826	4198	4571	4944

VAL121-SSBT-HB

DESCRIPTION –

Highback 21"

With swivel star base

With 18.5" seat height



DIMENSIONS –

Width 31

Depth 31.25

Height 45.5

Seat Width 21

Seat Depth 20

Seat Height 18.5

Arm Height 25.5

COM Yard Back 3.25

COM Yard Seat 0.75

COM Yard 4


Cubic Feet 26

Ship Weight 58

OPTIONS –

Moisture barrier, *per seat* + 198

MODEL NO.	COM/1	2	3	4	5	6	7	8
VAL121-SSBT-HB	3261	3647	4051	4475	4918	5385	5853	6320



Valet

Lounge Seating Collection

Different fabrics may be specified on the seat and on the back. In this case, use the higher grade of the two. No additional upcharge applies. All prices are in CA dollars (CAD).

Due to application and aesthetic constraints, not all fabrics can be applied to this product. Please refer to the recommended list found at the front of the price book. Contact customer service to review other COM fabrics for suitability.

VAL121-WD

DESCRIPTION –

Lounge Chair 21"

With wood base

With 16.25" seat height



DIMENSIONS –

Width 31

Depth 30.75

Height 32

Seat Width 21

Seat Depth 20

Seat Height 16.25

Arm Height 23.25

COM Yard Back 2.5

COM Yard Seat 0.75

COM Yard 3.25

Cubic Feet 18

Ship Weight 42

OPTIONS –

Moisture barrier, *per seat* + 164

MODEL NO.	COM/1	2	3	4	5	6	7	8
VAL121-WD	2780	3142	3465	3803	4157	4530	4903	5275

VAL121-WD-HB

DESCRIPTION –

Highback 21"

With wood base

With 16.25" seat height



DIMENSIONS –

Width 31

Depth 31.25

Height 43.25

Seat Width 21

Seat Depth 20

Seat Height 16.25

Arm Height 23.25

COM Yard Back 3.25

COM Yard Seat 0.75

COM Yard 4


Cubic Feet 25

Ship Weight 51

OPTIONS –

Moisture barrier, *per seat* + 198

MODEL NO.	COM/1	2	3	4	5	6	7	8
VAL121-WD-HB	3593	3979	4384	4806	5250	5717	6185	6651



Valet

Lounge Seating Collection

Different fabrics may be specified on the seat and on the back. In this case, use the higher grade of the two. No additional upcharge applies. All prices are in CA dollars (CAD).

Due to application and aesthetic constraints, not all fabrics can be applied to this product. Please refer to the recommended list found at the front of the price book. Contact customer service to review other COM fabrics for suitability.

VAL121-WDT

DESCRIPTION –

Lounge Chair 21"

With wood base

With 18.25" seat height



DIMENSIONS –

Width 31

Depth 30.75

Height 34

Seat Width 21

Seat Depth 20

Seat Height 18.25

Arm Height 25.25

COM Yard Back 2.5

COM Yard Seat 0.75

COM Yard 3.25

Cubic Feet 19

Ship Weight 42

OPTIONS –

Moisture barrier, *per seat* + 164

MODEL NO.	COM/1	2	3	4	5	6	7	8
VAL121-WDT	2898	3260	3583	3921	4275	4648	5020	5393

VAL121-WDT-HB

DESCRIPTION –

Highback 21"

With wood base

With 18.25" seat height



DIMENSIONS –

Width 31

Depth 31.25

Height 45.25

Seat Width 21

Seat Depth 20

Seat Height 18.25

Arm Height 25.25

COM Yard Back 3.25

COM Yard Seat 0.75

COM Yard 4


Cubic Feet 26

Ship Weight 51

OPTIONS –

Moisture barrier, *per seat* + 198

MODEL NO.	COM/1	2	3	4	5	6	7	8
VAL121-WDT-HB	3710	4097	4502	4924	5367	5835	6302	6769



Verity

Lounge Seating Collection

When ordering this product, specification codes must be added to unit Model Number, as shown below.

NOTE: Upholstery and/or additional options must be specified separately.

ARM CAP FINISH
(OPTIONAL) –



Verity

MODEL
NUMBER –

ARM CAP FINISH
(OPTIONAL) –

VL-100 –CH

Wood	Polyurethane
AR Aria	PB Black
CL Candlelight	PG Grey
CN Chestnut	PT Taupe
CH Chocolate	
DV Dolce Vita	
GR Grenada	
HM Hard Rock Maple	
HA Havana	
PA Palomino	
PE Pebble	
SA Sand	
WC White Chocolate	

Verity

Lounge Seating Collection

Different fabrics may be specified on the seat and on the back. In this case, use the higher grade of the two. No additional upcharge applies. All prices are in CA dollars (CAD).

VL-100

DESCRIPTION –

Single Chair



DIMENSIONS –

Width 31
Depth 30
Height 34
Seat Width 23.5
Seat Height 18
Arm Height 25
COM Yard Back 2
COM Yard Arms 2.75
COM Yard Seat 1.5
Cubic Feet 21
Ship Weight 58

OPTIONS –

Moisture barrier	+170
Metal legs	+295
Wood arm caps	+165
Polyurethane arm caps	+185
Corian® Solid Surface arm caps	+375

MODEL NO.	COM/1	2	3	4	5	6	7	8
VL-100	2336	2746	3149	3564	3995	4440	4891	5350

VL-200

DESCRIPTION –

Two-seat



DIMENSIONS –

Width 53
Depth 30
Height 34
Seat Width 46.5
Seat Height 18
Arm Height 25
COM Yard Back 3
COM Yard Arms 2.75
COM Yard Seat 2
Cubic Feet 34
Ship Weight 87

OPTIONS –

Moisture barrier	+255
Metal legs	+295
Wood arm caps	+165
Polyurethane arm caps	+185
Corian® Solid Surface arm caps	+375

MODEL NO.	COM/1	2	3	4	5	6	7	8
VL-200	3224	3766	4293	4839	5402	5985	6580	7183

Verity

Verity

Lounge Seating Collection

Different fabrics may be specified on the seat and on the back. In this case, use the higher grade of the two. No additional upcharge applies. All prices are in CA dollars (CAD).

VL-300

DESCRIPTION –

Three-seat



DIMENSIONS –

Width 76.5
Depth 30
Height 34
Seat Width 69.5
Seat Height 18
Arm Height 25
COM Yard Back 3.75
COM Yard Arms 2.75
COM Yard Seat 2.5
Cubic Feet 49
Ship Weight 110

OPTIONS –

Moisture barrier	+340
Metal legs	+295
Wood arm caps	+165
Polyurethane arm caps	+185
Corian® Solid Surface arm caps	+375

MODEL NO.	COM/1	2	3	4	5	6	7	8
VL-300	4644	5331	5995	6682	7391	8124	8871	9628

Verity

Clover

Lounge Seating Collection

When ordering this product, specification codes must be added to unit Model Number, as shown below.

NOTE: Upholstery and/or additional options must be specified separately.



LEG
FINISH –

Clover

MODEL
NUMBER –

LEG
FINISH –

CLL124F –SS

Metal		Wood	
SB	Smooth Black	AR	Aria
TB	Textured Black	CL	Candlelight
TN	Textured Nickel	CN	Chestnut
SS	Smooth Silver	CH	Chocolate
GM	Gunmetal	DV	Dolce Vita
MB	Metallic Beige	GR	Grenada
		HM	Hard Rock Maple
		HA	Havana
		PA	Palomino
		PE	Pebble
		SA	Sand
		WC	White Chocolate

Clover

Lounge Seating Collection

Different fabrics may be specified on the seat and on the back. In this case, use the higher grade of the two. No additional upcharge applies. All prices are in CA dollars (CAD).

CLL124F

DESCRIPTION –

Single Chair



DIMENSIONS –

Width	35
Depth	27.5
Height	33.5
Seat Height	18.25
Seat Width	22
Seat Depth	19.5
COM Yard Back	2.25
COM Yard Seat	1.25
Ship Weight	55
Cubic Feet	21

OPTIONS –

Moisture barrier	+170
Wood legs	+0
Metal legs	+0
Power/USB left facing	+395
Power/USB right facing	+395
Power/USB right & left	+790



POWER / USB PORT

MODEL NO.	COM/1	2	3	4	5	6	7	8
CLL124F	2653	2951	3250	3548	3846	4145	4443	4741

CLL146F

DESCRIPTION –

Two-seat



DIMENSIONS –

Width	58.25
Depth	27.5
Height	33.5
Seat Height	18.25
Seat Width	45.25
Seat Depth	19.5
COM Yard Back	3
COM Yard Seat	2.25
Ship Weight	86
Cubic Feet	35

OPTIONS –

Moisture barrier	+255
Wood legs	+0
Metal legs	+0
Power/USB left facing	+395
Power/USB right facing	+395
Power/USB right & left	+790



POWER / USB PORT

MODEL NO.	COM/1	2	3	4	5	6	7	8
CLL146F	3676	4163	4651	5139	5627	6114	6602	7089

Clover

Clover

Lounge Seating Collection

Different fabrics may be specified on the seat and on the back. In this case, use the higher grade of the two. No additional upcharge applies. All prices are in CA dollars (CAD).

CLL168F

DESCRIPTION –

Three-seat

DIMENSIONS –

Width	80
Depth	27.5
Height	33.5
Seat Height	18.25
Seat Width	66.5
Seat Depth	19.5
COM Yard Back	3.75
COM Yard Seat	2.25
Ship Weight	112
Cubic Feet	35

OPTIONS –

Moisture barrier	+340
Wood legs	+0
Metal legs	+0
Power/USB left facing	+395
Power/USB right facing	+395
Power/USB right & left	+790



POWER / USB PORT

MODEL NO.	COM/1	2	3	4	5	6	7	8
CLL168F	4547	5160	5772	6385	6997	7610	8223	8836

Clover

Riviera

Lounge Seating Collection

When ordering this product, specification codes must be added to unit Model Number, as shown below.

NOTE: Upholstery and/or additional options must be specified separately.



WOOD
LEG FINISH –

Riviera

MODEL
NUMBER –

WOOD
LEG FINISH –

SRL-100 –RC

- AR** Aria
- CL** Candlelight
- CN** Chestnut
- CH** Chocolate
- DV** Dolce Vita
- GR** Grenada
- HM** Hard Rock Maple
- HA** Havana
- PA** Palomino
- PE** Pebble
- SA** Sand
- WC** White Chocolate

Riviera

Lounge Seating Collection

Different fabrics may be specified on the seat and on the back. In this case, use the higher grade of the two. No additional upcharge applies. All prices are in CA dollars (CAD).

SRL-100

DESCRIPTION –

Single Chair



DIMENSIONS –

Width 33
Depth 32
Height 37.5
Seat Width 21
Seat Height 18.5
Arm Height 28
COM Yard 5.5
Cubic Feet 25
Ship Weight 50

OPTIONS –

Moisture barrier	+170
Metal legs	+295

MODEL NO.	COM/1	2	3	4	5	6	7	8
SRL-100	2430	2875	3331	3793	4263	4743	5222	5702

SRL-200

DESCRIPTION –

Two-seat



DIMENSIONS –

Width 54
Depth 32
Height 37.5
Seat Width 42
Seat Height 18.5
Arm Height 28
COM Yard 8.5
Cubic Feet 40
Ship Weight 78

OPTIONS –

Moisture barrier	+255
Metal legs	+295

MODEL NO.	COM/1	2	3	4	5	6	7	8
SRL-200	3498	4186	4884	5596	6320	7056	7794	8530

Riviera

Riviera

Lounge Seating Collection

Different fabrics may be specified on the seat and on the back. In this case, use the higher grade of the two. No additional upcharge applies. All prices are in CA dollars (CAD).

SRL-300

DESCRIPTION –

Three-seat



DIMENSIONS –

Width 75
Depth 32
Height 37.5
Seat Width 63
Seat Height 18.5
Arm Height 28
COM Yard 10
Cubic Feet 58
Ship Weight 95

OPTIONS –

Moisture barrier	+340
Metal legs	+295

MODEL NO.	COM/1	2	3	4	5	6	7	8
SRL-300	4686	5498	6326	7167	8024	8896	9768	10641

Riviera

Cassia

Lounge Seating Collection

When ordering this product, specification codes must be added to unit Model Number, as shown below.

NOTE: Upholstery and/or additional options must be specified separately.

BISSA



METAL LEG
FINISH -

MODEL
NUMBER -

METAL LEG
FINISH -

CL100-SS

- GM** Gunmetal
- MB** Metallic Beige
- SB** Smooth Black
- SS** Smooth Silver
- TB** Textured Black
- TN** Textured Nickel

Cassia

Lounge Seating Collection

Different fabrics may be specified on the seat and on the back. In this case, use the higher grade of the two. No additional upcharge applies. All prices are in CA dollars (CAD).

CL100

DESCRIPTION –

Single Chair
23" seat width



DIMENSIONS –

Width 29.5

Depth 28

Height 32

Seat Width 23

Seat Height 18

Arm Height 26.5

COM Yard Back 1.5

COM Yard Seat 1.5

COM Yard Arms 3.5

Cubic Feet 18

OPTIONS –

Moisture barrier +170

Corian® Solid Surface arm caps +350

Wood arm caps +165

Polyurethane arm caps +185

A/C receptacle with USB port +495



POWER WITH 2
USB PORTS

MODEL NO.	COM/1	2	3	4	5	6	7	8
CL100	2725	3100	3487	3883	4279	4686	5093	5500

CL120

DESCRIPTION –

Single Chair
33" seat width



DIMENSIONS –

Width 39.5

Depth 28

Height 32

Seat Width 33

Seat Height 18

Arm Height 26.5

COM Yard Back 1.75

COM Yard Seat 1.75

COM Yard Arms 3.5

Cubic Feet 23

OPTIONS –

Moisture barrier +170

Corian® Solid Surface arm caps +350

Wood arm caps +165


Polyurethane arm caps +185

A/C receptacle with USB port +495



POWER WITH 2
USB PORTS


MODEL NO.	COM/1	2	3	4	5	6	7	8
CL120	3161	3614	4076	4546	5020	5512	6003	6494



Cassia

Lounge Seating Collection

Different fabrics may be specified on the seat and on the back. In this case, use the higher grade of the two. No additional upcharge applies. All prices are in CA dollars (CAD).



CL200

DESCRIPTION –

Two-seat



DIMENSIONS –

Width	52.5
Depth	28
Height	32
Seat Width	46
Seat Height	18
Arm Height	26.5
COM Yard Back	3
COM Yard Seat	3
COM Yard Arms	3.5
Cubic Feet	30

OPTIONS –

Moisture barrier	+255
Corian® Solid Surface arm caps	+350
Wood arm caps	+165
Polyurethane arm caps	+185
A/C receptacle with USB port	+495



POWER WITH 2
USB PORTS

MODEL NO.	COM/1	2	3	4	5	6	7	8
CL200	3658	4199	4747	5307	5878	6457	7036	7616

CL300

DESCRIPTION –

Three-seat



DIMENSIONS –

Width	75.5
Depth	28
Height	32
Seat Width	69
Seat Height	18
Arm Height	26.5
COM Yard Back	4.5
COM Yard Seat	4.5
COM Yard Arms	3.5
Cubic Feet	43

OPTIONS –

Moisture barrier	+340
Corian® Solid Surface arm caps	+350
Wood arm caps	+165
Polyurethane arm caps	+185
A/C receptacle with USB port	+495



POWER WITH 2
USB PORTS

MODEL NO.	COM/1	2	3	4	5	6	7	8
CL300	4812	5509	6225	6951	7682	8435	9187	9941

Cassia

Occasional Table Collection

CFT-1824-16

DESCRIPTION –

16" Occasional Table

W 18 D 24 H 16



MODEL NO. –

OPTIONS –

CFT-1824-16-P	Laminate Top	CAD \$	880
CFT-1824-16-T	Thermofoil Top	CAD \$	880
CFT-1824-16-S	Corian® Solid Surface	CAD \$	1667

CFT-2424-16

DESCRIPTION –

16" Occasional Table

W 24 D 24 H 16



MODEL NO. –

OPTIONS –

CFT-2424-16-P	Laminate Top	CAD \$	925
CFT-2424-16-T	Thermofoil Top	CAD \$	924
CFT-2424-16-S	Corian® Solid Surface	CAD \$	1918

CFT-2442-16

DESCRIPTION –

16" Occasional Table


W 24 D 42 H 16



MODEL NO. –

OPTIONS –

CFT-2442-16-P	Laminate Top	CAD \$	1110
CFT-2442-16-T	Thermofoil Top	CAD \$	1223
CFT-2442-16-S	Corian® Solid Surface	CAD \$	2675



Cassia

Occasional Table Collection

CFT-1824-21

DESCRIPTION –

21" Occasional Table

W 18 D 24 H 21



MODEL NO. –

OPTIONS –

CFT-1824-21-P	Laminate Top	CAD \$	954
CFT-1824-21-T	Thermofoil Top	CAD \$	946
CFT-1824-21-S	Corian® Solid Surface	CAD \$	1667

CFT-2424-21

DESCRIPTION –

21" Occasional Table


W 24 D 24 H 21



MODEL NO. –

OPTIONS –

CFT-2424-21-P	Laminate Top	CAD \$	998
CFT-2424-21-T	Thermofoil Top	CAD \$	993
CFT-2424-21-S	Corian® Solid Surface	CAD \$	1918



Carson

Lounge Seating Collection

When ordering this product, specification codes must be added to unit Model Number, as shown below.

NOTE: Upholstery and/or additional options must be specified separately.



LEG
FINISH -

Carson

MODEL
NUMBER -

LEG
FINISH -

CRL123-SS

- AR** Aria
- CL** Candlelight
- CN** Chestnut
- CH** Chocolate
- DV** Dolce Vita
- GR** Grenada
- HM** Hard Rock Maple
- HA** Havana
- PA** Palomino
- PE** Pebble
- SA** Sand
- WC** White Chocolate

Carson

Lounge Seating Collection

Different fabrics may be specified on the seat and on the back. In this case, use the higher grade of the two. No additional upcharge applies. All prices are in CA dollars (CAD).

CRL123

DESCRIPTION –

Single Chair



DIMENSIONS –

Width 29.5
Depth 28
Height 33
Seat Width 23
Seat Depth 18
Seat Height 18
Arm Height 26.5
COM Yard Back 1.5
COM Yard Seat 1.5
COM Yard Arms 3.5
Cubic Feet 16
Ship Weight 108

OPTIONS –

Moisture barrier	+170
Metal legs	+295
Corian® Solid Surface arm caps	+350
Wood arm caps	+165
Polyurethane arm caps	+185
A/C receptacle with USB port	+495



POWER WITH 2
USB PORTS

MODEL NO.	COM/1	2	3	4	5	6	7	8
CRL123	2381	2759	3145	3537	3936	4341	4745	5150

CRL133

DESCRIPTION –

Single Chair



DIMENSIONS –

Width 39.5
Depth 28
Height 33
Seat Width 33
Seat Depth 18
Seat Height 18
Arm Height 26.5
COM Yard Back 1.75
COM Yard Seat 1.75
COM Yard Arms 3.5
Cubic Feet 21
Ship Weight 155

OPTIONS –

Moisture barrier	+170
Metal legs	+295
Corian® Solid Surface arm caps	+350
Wood arm caps	+165
Polyurethane arm caps	+185
A/C receptacle with USB port	+495



POWER WITH 2
USB PORTS

MODEL NO.	COM/1	2	3	4	5	6	7	8
CRL133	2846	3305	3770	4246	4728	5291	5818	6310

Carson

Carson

Lounge Seating Collection

Different fabrics may be specified on the seat and on the back. In this case, use the higher grade of the two. No additional upcharge applies. All prices are in CA dollars (CAD).

CRL223

DESCRIPTION –

Two-seat



DIMENSIONS –

Width	52.5
Depth	28
Height	33
Seat Width	23
Seat Depth	18
Seat Height	18
Arm Height	26.5
COM Yard Back	3
COM Yard Seat	3
COM Yard Arms	3.5
Cubic Feet	28
Ship Weight	153

OPTIONS –

Moisture barrier	+255
Metal legs	+295
Corian® Solid Surface arm caps	+350
Wood arm caps	+165
Polyurethane arm caps	+185
A/C receptacle with USB port	+495



POWER WITH 2
USB PORTS

MODEL NO.	COM/1	2	3	4	5	6	7	8
CRL223	3215	3753	4298	4856	5422	6004	6586	7169

CRL323

DESCRIPTION –

Three-seat



DIMENSIONS –

Width	75.5
Depth	28
Height	35
Seat Width	23
Seat Depth	18
Seat Height	18
Arm Height	26.5
COM Yard Back	4.5
COM Yard Seat	4.5
COM Yard Arms	3.5
Cubic Feet	43
Cubic Feet	198

OPTIONS –

Moisture barrier	+340
Metal legs	+295
Corian® Solid Surface arm caps	+350
Wood arm caps	+165
Polyurethane arm caps	+185
A/C receptacle with USB port	+495



POWER WITH 2
USB PORTS

MODEL NO.	COM/1	2	3	4	5	6	7	8
CRL323	4275	4973	5682	6405	7140	7889	8639	9388

Carson

Huxley

Lounge Seating Collection

When ordering this product, specification codes must be added to unit Model Number, as shown below.

NOTE: Upholstery and/or additional options must be specified separately.



LEG
FINISH –

Huxley

MODEL
NUMBER –

LEG
FINISH –

HUL123 –SS

- GM** Gunmetal
- MB** Metallic Beige
- SB** Smooth Black
- SS** Smooth Silver
- TB** Textured Black
- TN** Textured Nickel

Huxley

Lounge Seating Collection

Different fabrics may be specified on the seat and on the back. In this case, use the higher grade of the two. No additional upcharge applies. All prices are in CA dollars (CAD).

HUL123

DESCRIPTION –

Single Chair



DIMENSIONS –

Width	29.5
Depth	28
Height	33.5
Seat Width	23
Seat Height	18.25
Arm Height	27
COM Yard Back	1.5
COM Yard Seat	1.5
COM Yard Arms	3.5
Cubic Feet	18
Ship Weight	108

OPTIONS –

Moisture barrier	+170
Corian® Solid Surface arm caps	+350
Wood arm caps	+165
Polyurethane arm caps	+185
A/C receptacle with USB ports	+495



POWER WITH 2
USB PORTS

MODEL NO.	COM/1	2	3	4	5	6	7	8
HUL123	2362	2763	3154	3560	3979	4412	4853	5300

HUL223

DESCRIPTION –

Two-seat



DIMENSIONS –

Width	52.5
Depth	28
Height	33.5
Seat Width	46
Seat Height	18.25
Arm Height	27
COM Yard Back	3
COM Yard Seat	3
COM Yard Arms	3.5
Cubic Feet	30
Ship Weight	185

OPTIONS –

Moisture barrier	+255
Corian® Solid Surface arm caps	+350
Wood arm caps	+165
Polyurethane arm caps	+185
A/C receptacle with USB ports	+495



POWER WITH 2
USB PORTS

MODEL NO.	COM/1	2	3	4	5	6	7	8
HUL223	3128	3694	4247	4822	5414	6026	6649	7282

HUXLEY

Huxley

Lounge Seating Collection

Different fabrics may be specified on the seat and on the back. In this case, use the higher grade of the two. No additional upcharge applies. All prices are in CA dollars (CAD).

HUL323

DESCRIPTION –

Three-seat



DIMENSIONS –

Width	75.5
Depth	28
Height	33.5
Seat Width	69
Seat Height	18.25
Arm Height	27
COM Yard Back	4.5
COM Yard Seat	4.5
COM Yard Arms	3.5
Cubic Feet	43
Ship Weight	262

OPTIONS –

Moisture barrier	+340
Corian® Solid Surface arm caps	+350
Wood arm caps	+165
Polyurethane arm caps	+185
A/C receptacle with USB ports	+495



POWER WITH 2
USB PORTS

MODEL NO.	COM/1	2	3	4	5	6	7	8
HUL323	4102	4839	5560	6304	7074	7872	8682	9507

HUXLEY

Huxley

Bench Seating Collection

All prices are in CA dollars (CAD).

HUB146

DESCRIPTION –

Two-seat Bench



DIMENSIONS –

Width 46
Depth 28
Height 18
COM Yard Seat 3
Cubic Feet 13.5
Ship Weight 69

OPTIONS –

Moisture barrier	+170
A/C receptacle with USB ports	+495



POWER WITH 2
USB PORTS

MODEL NO.	COM/1	2	3	4	5	6	7	8
HUB146	1869	2025	2164	2306	2450	2594	2742	2893

HUB169

DESCRIPTION –

Three-seat Bench



DIMENSIONS –

Width 68.25
Depth 28
Height 18
COM Yard Seat 4.5
Cubic Feet 20
Ship Weight 99

OPTIONS –

Moisture barrier	+255
A/C receptacle with USB ports	+495



POWER WITH 2
USB PORTS

MODEL NO.	COM/1	2	3	4	5	6	7	8
HUB169	2443	2655	2846	3040	3237	3438	3640	3848

Huxley

Huxley

Occasional Table Collection

All prices are in CA dollars (CAD).

HUT181820FU

DESCRIPTION –

Freestanding Cube, upholstered



DIMENSIONS –

Width 18
 Depth 18
 Height 20
 COM Yard 1.5
 Cubic Feet 4
 Ship Weight 33.5

OPTIONS –

Moisture barrier +25
 Corian® Solid Surface top (-S) +385
 A/C receptacle with USB ports +495



POWER WITH 2 USB PORTS

MODEL NO.	COM/1	2	3	4	5	6	7	8
HUT181820FU	2173	2237	2302	2366	2431	2495	2560	2624
HUT181820FU-S	2631	2696	2761	2825	2890	2954	3018	3083

HUT181820F

DESCRIPTION –

Freestanding Cube, laminated



DIMENSIONS –

Width 18
 Depth 18
 Height 20
 COM Yard 1.5
 Cubic Feet 4
 Ship Weight 30.5

OPTIONS –

Corian® Solid Surface top (-S) +385
 A/C receptacle with USB ports +495



POWER WITH 2 USB PORTS

MODEL NO.		
HUT181820F	CAD \$	1356
HUT181820F-S	CAD \$	1704

Huxley

Huxley

Occasional Table Collection

HUT142021C

DESCRIPTION –

Freestanding Table, c-style



DIMENSIONS –

Width 20	Cubic Feet 3.5
Depth 14	Ship Weight 20
Height 21	

HUT142021C	Laminate top	CAD \$	1025
HUT142021C-S	Corian® Solid Surface top	CAD \$	1484

HUT20R20B

DESCRIPTION –

Freestanding Table, round



DIMENSIONS –

Width 20	Cubic Feet 3.5
Depth 20	Ship Weight 16.5
Height 20	

HUT20R20B	Laminate top	CAD \$	922
HUT20R20B-S	Corian® Solid Surface top	CAD \$	1381

HUT181820B

DESCRIPTION –

Freestanding table, square



DIMENSIONS –

Width 18	Cubic Feet 4
Depth 18	Ship Weight 18
Height 20	

HUT181820B	Laminate top	CAD \$	922
HUT181820B-S	Corian® Solid Surface top	CAD \$	1381

HUT184216B

DESCRIPTION –

Freestanding table, rectangle



DIMENSIONS –

Width 42	Cubic Feet 7
Depth 18	Ship Weight 36.5
Height 16	

HUT184216B	Laminate top	CAD \$	1274
HUT184216B-S	Corian® Solid Surface top	CAD \$	1733

Huxley

Flora

Modular Seating Collection

When ordering this product, specification codes must be added to unit Model Number, as shown below.

NOTE: Upholstery and/or additional options must be specified separately.

Flora



LEG
FINISH –

MODEL
NUMBER –

FAL125A

LEG
FINISH –

–SS

Wood	Metal
AR Aria	GM Gunmetal
CL Candlelight	MB Metallic Beige
CN Chestnut	SB Smooth Black
CH Chocolate	SS Smooth Silver
DV Dolce Vita	TB Textured Black
GR Grenada	TN Textured Nickel
HM Hard Rock Maple	
HA Havana	
PA Palomino	
PE Pebble	
SA Sand	
WC White Chocolate	

Flora

Modular Seating Collection

Different fabrics may be specified on the seat and on the back. In this case, use the higher grade of the two. No additional upcharge applies. All prices are in US dollars (CAD).

FREESTANDING / STARTER UNITS -

FAL125A

DESCRIPTION -

Single Seat
Armless



DIMENSIONS -

Width 25
Depth 30
Height 30
Seat Width 25
Seat Depth 21
Seat Height 18
COM Yard Back 1.75
COM Yard Seat 2
COM Yard 3.75
Cubic Feet 14

OPTIONS -

Metal legs +390
Fluted back +80
Moisture barrier +85

MODEL NO.	COM/1	2	3	4	5	6	7	8
FAL125A	2611	2817	3023	3229	3435	3642	3848	4054

FAL125F

DESCRIPTION -

Single Seat
Upholstered arms



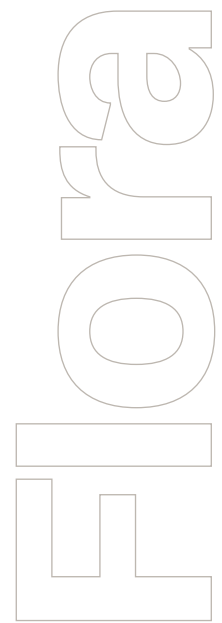
DIMENSIONS -

Width 33
Depth 30
Height 30
Seat Width 25
Seat Depth 21
Seat Height 18
Arm Height 25
COM Yard Back 1.75
COM Yard Seat 2
COM Yard Arm 2.5
COM Yard 6.25
Cubic Feet 19

OPTIONS -

Metal legs +390
Fluted back +80
Moisture barrier +85

MODEL NO.	COM/1	2	3	4	5	6	7	8
FAL125F	3467	3811	4155	4499	4843	5187	5531	5875



Flora

Modular Seating Collection

Different fabrics may be specified on the seat and on the back. In this case, use the higher grade of the two. No additional upcharge applies. All prices are in CA dollars (CAD).

FREESTANDING / STARTER UNITS -

FAL125F-W

DESCRIPTION -

Single Seat

Wood arms



DIMENSIONS -

Width 35.5

Depth 30

Height 30

Seat Width 25

Seat Depth 21

Seat Height 18

Arm Height 24

COM Yard Back 1.75

COM Yard Seat 2

COM Yard 3.75

Cubic Feet 20

OPTIONS -

Metal legs +390

Fluted back +80

Moisture barrier +85

MODEL NO.	COM/1	2	3	4	5	6	7	8
FAL125F-W	3401	3608	3816	4023	4230	4438	4645	4849

FAL148A

DESCRIPTION -

Two-seat

Armless



DIMENSIONS -

Width 48.5

Depth 30

Height 30

Seat Width 48.5

Seat Depth 21

Seat Height 18

COM Yard Back 2.5

COM Yard Seat 3.5

COM Yard 6

Cubic Feet 28


OPTIONS -

Metal legs +390

Fluted back +80

Moisture barrier +170

MODEL NO.	COM/1	2	3	4	5	6	7	8
FAL148A	3908	4234	4559	4884	5209	5535	5860	6185



Flora

Modular Seating Collection

Different fabrics may be specified on the seat and on the back. In this case, use the higher grade of the two. No additional upcharge applies. All prices are in CA dollars (CAD).

FREESTANDING / STARTER UNITS -

FAL148F

DESCRIPTION -

Two-seat
Upholstered arms



DIMENSIONS -

Width 56.5

Depth 30

Height 30

Seat Width 48.5

Seat Depth 21

Seat Height 18

Arm Height 25

COM Yard Back 2.5

COM Yard Seat 3.5

COM Yard Arm 2.5

COM Yard 8.5

Cubic Feet 32

OPTIONS -

Metal legs +390

Fluted back +80

Moisture barrier +170

MODEL NO.	COM/1	2	3	4	5	6	7	8
FAL148F	4763	5231	5700	6168	6637	7106	7574	8043

FAL148F-W

DESCRIPTION -

Two-seat
Wood arms



DIMENSIONS -

Width 59

Depth 30

Height 30

Seat Width 48.5

Seat Depth 21

Seat Height 18

Arm Height 24

COM Yard Back 2.5

COM Yard Seat 3.5

COM Yard 6

Cubic Feet 33

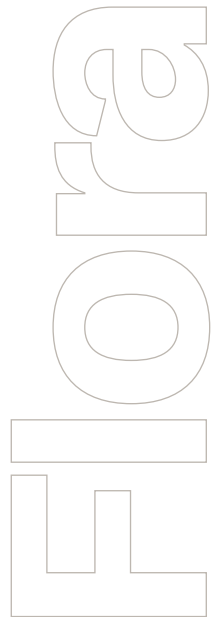
OPTIONS -

Metal legs +390

Fluted back +80

Moisture barrier +170

MODEL NO.	COM/1	2	3	4	5	6	7	8
FAL148F-W	4809	5140	5471	5801	6132	6463	6794	7124



Flora

Modular Seating Collection

Different fabrics may be specified on the seat and on the back. In this case, use the higher grade of the two. No additional upcharge applies. All prices are in CA dollars (CAD).

FREESTANDING / STARTER UNITS -

FAL248A

DESCRIPTION -

Two-seat
Double-sided



DIMENSIONS -

Width 48.5
Depth 56
Height 30
Seat Width 48.5
Seat Depth 21
Seat Height 18
COM Yard Back 2.5
COM Yard Seat 4.25
COM Yard 6.75
Cubic Feet 51

OPTIONS -

Metal legs +390
Fluted back +80
Moisture barrier +340

MODEL NO.	COM/1	2	3	4	5	6	7	8
FAL248A	4686	5058	5431	5804	6176	6549	6921	7294

FAL148A-HB

DESCRIPTION -

Booth



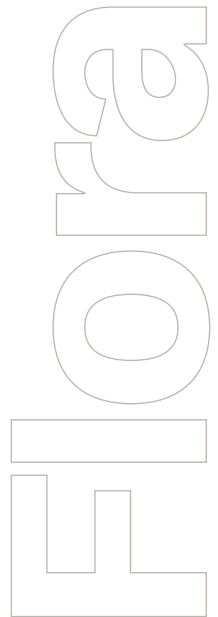
DIMENSIONS -

Width 48.5
Depth 30
Height 42
Seat Width 48.5
Seat Depth 21
Seat Height 18
COM Yard Back 4
COM Yard Seat 2.25
COM Yard 6.25
Cubic Feet 38

OPTIONS -

Metal legs +390
Fluted back +80
Moisture barrier +170

MODEL NO.	COM/1	2	3	4	5	6	7	8
FAL148A-HB	4275	4619	4963	5307	5651	6028	6339	6683



Flora

Modular Seating Collection

Different fabrics may be specified on the seat and on the back. In this case, use the higher grade of the two. No additional upcharge applies. All prices are in CA dollars (CAD).

FREESTANDING / STARTER UNITS -

FAL248A-HB

DESCRIPTION -

Booth
Double-sided



DIMENSIONS -

Width 48.5

Depth 56

Height 42

Seat Width 48.5

Seat Depth 21

Seat Height 18

COM Yard Back 4.25

COM Yard Seat 4.25

COM Yard 8.5

Cubic Feet 70

OPTIONS -

Metal legs +390

Fluted back +80

Moisture barrier +340

MODEL NO.	COM/1	2	3	4	5	6	7	8
FAL248A-HB	5191	5659	6128	6596	7065	7533	8002	8471

FAL130IW

DESCRIPTION -

30° Curve, inside



DIMENSIONS -

Width 31

Depth 30

Height 30

Seat Width 15.5-26

Seat Depth 21

Seat Height 18

COM Yard Back 2

COM Yard Seat 1.75

COM Yard 3.75

Cubic Feet 18

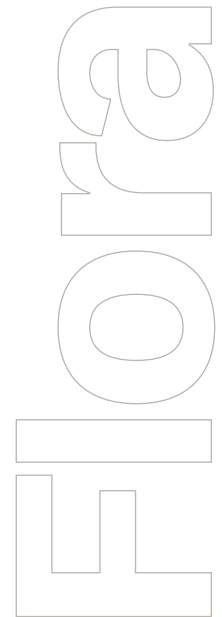
OPTIONS -

Metal legs +390

Fluted back +80

Moisture barrier +170

MODEL NO.	COM/1	2	3	4	5	6	7	8
FAL130IW	2853	3061	3268	3475	3682	3890	4097	4304



Flora

Modular Seating Collection

Different fabrics may be specified on the seat and on the back. In this case, use the higher grade of the two. No additional upcharge applies. All prices are in CA dollars (CAD).

FREESTANDING / STARTER UNITS -

FAL160IW

DESCRIPTION -

60° Curve, inside



DIMENSIONS -

Width 60
Depth 30
Height 30
Seat Width 30-50
Seat Depth 21
Seat Height 18
COM Yard Back 3
COM Yard Seat 2.5
COM Yard 5.5
Cubic Feet 34

OPTIONS -

Metal legs	+390
Fluted back	+80
Moisture barrier	+170

MODEL NO.	COM/1	2	3	4	5	6	7	8
FAL160IW	3771	4088	4406	4723	5041	5358	5676	5993

FAL130OW

DESCRIPTION -

30° Curve, outside



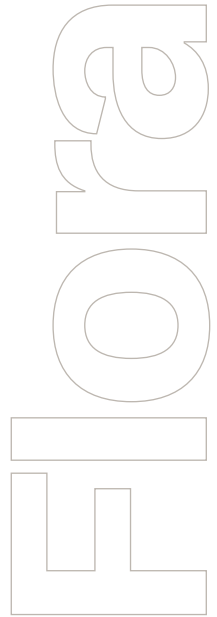
DIMENSIONS -

Width 31
Depth 30
Height 30
Seat Width 20.75-31
Seat Depth 21
Seat Height 18
COM Yard Back 2
COM Yard Seat 1.5
COM Yard 3.5
Cubic Feet 18

OPTIONS -

Metal legs	+390
Fluted back	+80
Moisture barrier	+170

MODEL NO.	COM/1	2	3	4	5	6	7	8
FAL130OW	2853	3061	3268	3475	3682	3890	4097	4304



Flora

Modular Seating Collection

Different fabrics may be specified on the seat and on the back. In this case, use the higher grade of the two. No additional upcharge applies. All prices are in CA dollars (CAD).

FREESTANDING / STARTER UNITS -

FAL160OW

DESCRIPTION -

60° Curve, outside



DIMENSIONS -

Width 60

Depth 30

Height 30

Seat Width 40-60

Seat Depth 21

Seat Height 18

COM Yard Back 3

COM Yard Seat 2.5

COM Yard 5.5

Cubic Feet 34

OPTIONS -

Metal legs +390

Fluted back +80

Moisture barrier +170

MODEL NO.	COM/1	2	3	4	5	6	7	8
FAL160OW	3771	4088	4406	4723	5041	5358	5676	5993

FAB125

DESCRIPTION -

Spacer Bench



DIMENSIONS -

Width 25

Depth 30

Height 18

Seat Width 25

Seat Depth 30

Seat Height 18

COM Yard 1

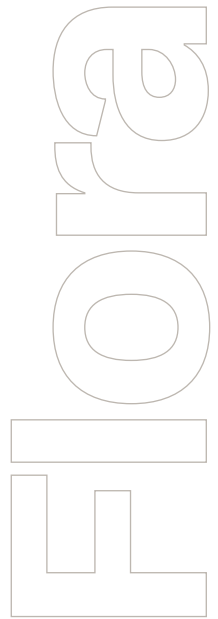
Cubic Feet 9

OPTIONS -

Metal legs +390

Moisture barrier +85

MODEL NO.	COM/1	2	3	4	5	6	7	8
FAB125	1618	1679	1740	1800	1861	1922	1982	2043



Flora

Modular Seating Collection

Different fabrics may be specified on the seat and on the back. In this case, use the higher grade of the two. No additional upcharge applies. All prices are in CA dollars (CAD).

FREESTANDING / STARTER UNITS -

FAB150

DESCRIPTION -

Two-seat Bench



DIMENSIONS -

Width 50

Depth 30

Height 18

Seat Width 50

Seat Depth 30

Seat Height 18

COM Yard 2

Cubic Feet 17

OPTIONS -

Metal legs

+390

Moisture barrier

+170

MODEL NO.	COM/1	2	3	4	5	6	7	8
FAB150	2267	2399	2531	2664	2796	2928	3061	3193

FAB130W

DESCRIPTION -

30° Curve, bench



DIMENSIONS -

Width 31

Depth 30

Height 18

Seat Width 15.5-31

Seat Depth 30

Seat Height 18

COM Yard 1

Cubic Feet 11

OPTIONS -

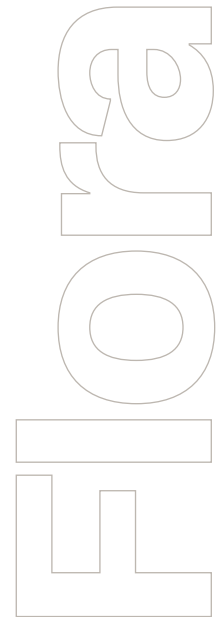
Metal legs

+390

Moisture barrier

+170

MODEL NO.	COM/1	2	3	4	5	6	7	8
FAB130W	1618	1679	1740	1800	1861	1922	1982	2043



Flora

Modular Seating Collection

Different fabrics may be specified on the seat and on the back. In this case, use the higher grade of the two. No additional upcharge applies. All prices are in CA dollars (CAD).

FREESTANDING / STARTER UNITS -

FAB160Q

DESCRIPTION -

60° Curve, bench



DIMENSIONS -

Width 60

Depth 30

Height 18

Seat Width 30-60

Seat Depth 30

Seat Height 18

COM Yard 2.25

Cubic Feet 21

OPTIONS -

Metal legs +390

Moisture barrier +170

MODEL NO.	COM/1	2	3	4	5	6	7	8
FAB160Q	2291	2440	2589	2738	2886	3035	3184	3333

FAO130

DESCRIPTION -

Round Ottoman



DIMENSIONS -

Width 30

Depth 30

Height 18

Seat Width 30

Seat Depth 30

Seat Height 18

COM Yard 1.75

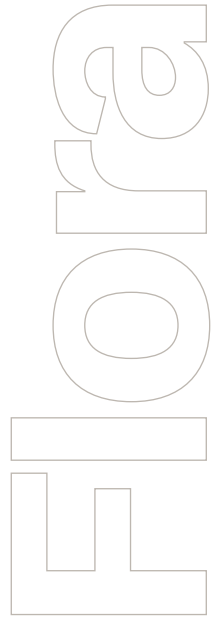
Cubic Feet 11

OPTIONS -

Metal legs +390

Moisture barrier +85

MODEL NO.	COM/1	2	3	4	5	6	7	8
FAO130	1686	1783	1880	1977	2074	2171	2268	2365



Flora

Modular Seating Collection

Different fabrics may be specified on the seat and on the back. In this case, use the higher grade of the two. No additional upcharge applies. All prices are in CA dollars (CAD).

FREESTANDING / STARTER UNITS -

FAT132914

DESCRIPTION -

Table
Single Depth

DIMENSIONS -

Width 12.5
Depth 28.75
Height 14
Cubic Feet 4

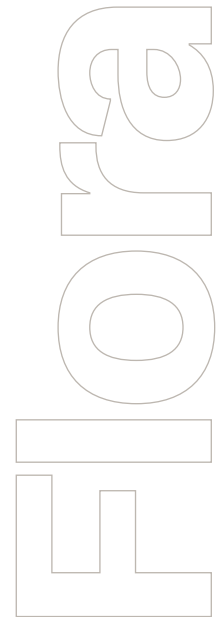
OPTIONS -

Metal legs +390



MODEL NO.

FAT132914-P	Single Depth Table, laminate (shown)	CAD \$	1618
FAT132914-S	Single Depth Table, solid surface	CAD \$	1811



FAT135614

DESCRIPTION -

Table
Double Depth

DIMENSIONS -

Width 12.5
Depth 55.375
Height 14
Cubic Feet 7

OPTIONS -

Metal legs +390



MODEL NO.

FAT135614-P	Double Depth Table, laminate (shown)	CAD \$	2194
FAT135614-S	Double Depth Table, solid surface	CAD \$	2740

Flora

Modular Seating Collection

Different fabrics may be specified on the seat and on the back. In this case, use the higher grade of the two. No additional upcharge applies. All prices are in CA dollars (CAD).

CONNECTING UNITS -

FAL125AC

DESCRIPTION -

Single Seat

Armless



DIMENSIONS -

Width 25

Depth 30

Height 30

Seat Width 25

Seat Depth 21

Seat Height 18

COM Yard Back 1.75

COM Yard Seat 2

COM Yard 3.75

Cubic Feet 14

OPTIONS -

Metal legs +195

Fluted back +80

Moisture barrier +85

MODEL NO.	COM/1	2	3	4	5	6	7	8
FAL125AC	2528	2734	2940	3147	3353	3559	3765	3971

FAL125FR

DESCRIPTION -

Single Seat

Right upholstered arm



DIMENSIONS -

Width 29

Depth 30

Height 30

Seat Width 25

Seat Depth 21

Seat Height 18

Arm Height 25

COM Yard Back 1.75

COM Yard Seat 2

COM Yard Arm 1.25

COM Yard 5

Cubic Feet 17

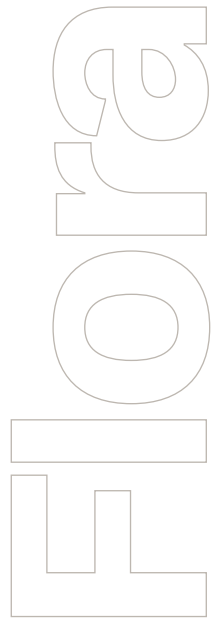
OPTIONS -

Metal legs +195

Fluted back +80

Moisture barrier +85

MODEL NO.	COM/1	2	3	4	5	6	7	8
FAL125FR	3052	3327	3603	3879	4154	4430	4705	4981



Flora

Modular Seating Collection

Different fabrics may be specified on the seat and on the back. In this case, use the higher grade of the two. No additional upcharge applies. All prices are in CA dollars (CAD).

CONNECTING UNITS -

FAL125FL

DESCRIPTION -

Single Seat
Left upholstered arm



DIMENSIONS -

Width 29
Depth 30
Height 30
Seat Width 25
Seat Depth 21
Seat Height 18
Arm Height 25
COM Yard Back 1.75
COM Yard Seat 2
COM Yard Arm 1.25
COM Yard 5
Cubic Feet 17

OPTIONS -

Metal legs +390
Fluted back +80
Moisture barrier +85

MODEL NO.	COM/1	2	3	4	5	6	7	8
FAL125FL	3052	3327	3603	3879	4154	4430	4705	4981

FAL148AC

DESCRIPTION -

Two-seat
Armless



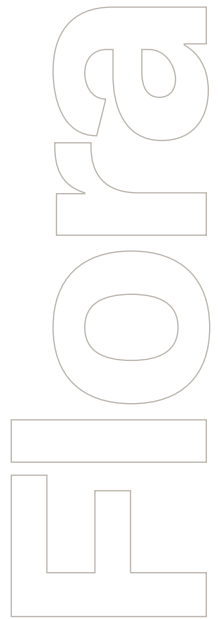
DIMENSIONS -

Width 48.5
Depth 30
Height 30
Seat Width 48.5
Seat Depth 21
Seat Height 18
COM Yard Back 2.5
COM Yard Seat 3.5
COM Yard 6
Cubic Feet 28

OPTIONS -

Metal legs +195
Fluted back +80
Moisture barrier +170

MODEL NO.	COM/1	2	3	4	5	6	7	8
FAL148AC	3826	4151	4476	4801	5127	5452	5777	6102



Flora

Modular Seating Collection

Different fabrics may be specified on the seat and on the back. In this case, use the higher grade of the two. No additional upcharge applies. All prices are in CA dollars (CAD).

CONNECTING UNITS -

FAL248AC

DESCRIPTION -

Two-seat
Double-sided



DIMENSIONS -

Width 48.5
Depth 56
Height 30
Seat Width 48.5
Seat Depth 21
Seat Height 18
COM Yard Back 2.5
COM Yard Seat 4.25
COM Yard 6.75
Cubic Feet 51

OPTIONS -

Metal legs +195
Fluted back +80
Moisture barrier +340

MODEL NO.	COM/1	2	3	4	5	6	7	8
FAL248AC	4603	4976	5348	5721	6094	6466	6839	7211

FAL148AC-HB

DESCRIPTION -

Booth



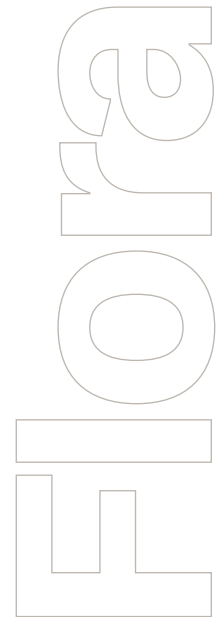
DIMENSIONS -

Width 48.5
Depth 30
Height 42
Seat Width 48.5
Seat Depth 21
Seat Height 18
COM Yard Back 4
COM Yard Seat 2.25
COM Yard 6.25
Cubic Feet 38

OPTIONS -

Metal legs +195
Fluted back +80
Moisture barrier +170

MODEL NO.	COM/1	2	3	4	5	6	7	8
FAL148AC-HB	4193	4537	4881	5225	5569	5946	6257	6601



Flora

Modular Seating Collection

Different fabrics may be specified on the seat and on the back. In this case, use the higher grade of the two. No additional upcharge applies. All prices are in CA dollars (CAD).

CONNECTING UNITS -

FAL248AC-HB

DESCRIPTION -

Booth
Double-sided



DIMENSIONS -

Width 48.5
Depth 56
Height 42
Seat Width 48.5
Seat Depth 21
Seat Height 18
COM Yard Back 4.25
COM Yard Seat 4.25
COM Yard 8.5
Cubic Feet 70

OPTIONS -

Metal legs +195
Fluted back +80
Moisture barrier +340

MODEL NO.	COM/1	2	3	4	5	6	7	8
FAL248AC-HB	5108	5576	6045	6514	6982	7451	7919	8388

FAL130IWC

DESCRIPTION -

30° Curve, inside




DIMENSIONS -

Width 31
Depth 30
Height 30
Seat Width 15.5-26
Seat Depth 21
Seat Height 18
COM Yard Back 2
COM Yard Seat 1.75
COM Yard 3.75
Cubic Feet 18

OPTIONS -

Metal legs +195
Fluted back +80
Moisture barrier +170

MODEL NO.	COM/1	2	3	4	5	6	7	8
FAL130IWC	2771	2978	3185	3392	3600	3807	4014	4221



Flora

Modular Seating Collection

Different fabrics may be specified on the seat and on the back. In this case, use the higher grade of the two. No additional upcharge applies. All prices are in CA dollars (CAD).

CONNECTING UNITS -

FAL160IWC

DESCRIPTION -

60° Curve, inside



DIMENSIONS -

Width 60
Depth 30
Height 30
Seat Width 30-50
Seat Depth 21
Seat Height 18
COM Yard Back 3
COM Yard Seat 2.5
COM Yard 5.5
Cubic Feet 34

OPTIONS -

Metal legs	+195
Fluted back	+80
Moisture barrier	+170

MODEL NO.	COM/1	2	3	4	5	6	7	8
FAL160IWC	3688	4005	4323	4640	4958	5275	5593	5911

FAL130OWC

DESCRIPTION -

30° Curve, outside



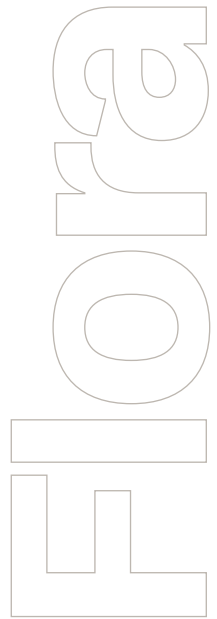
DIMENSIONS -

Width 31
Depth 30
Height 30
Seat Width 20.75-31
Seat Depth 21
Seat Height 18
COM Yard Back 2
COM Yard Seat 1.5
COM Yard 3.5
Cubic Feet 18

OPTIONS -

Metal legs	+195
Fluted back	+80
Moisture barrier	+170

MODEL NO.	COM/1	2	3	4	5	6	7	8
FAL130OWC	2771	2978	3185	3392	3600	3807	4014	4221



Flora

Modular Seating Collection

Different fabrics may be specified on the seat and on the back. In this case, use the higher grade of the two. No additional upcharge applies. All prices are in CA dollars (CAD).

CONNECTING UNITS -

FAL160OWC

DESCRIPTION -

60° Curve, outside



DIMENSIONS -

Width 60
 Depth 30
 Height 30
 Seat Width 40-60
 Seat Depth 21
 Seat Height 18
 COM Yard Back 3
 COM Yard Seat 2.5
 COM Yard 5.5
 Cubic Feet 34

OPTIONS -

Metal legs +195
 Fluted back +80
 Moisture barrier +170

MODEL NO.	COM/1	2	3	4	5	6	7	8
FAL160OWC	3688	4005	4323	4640	4958	5275	5593	5911

FAB125C

DESCRIPTION -

Spacer Bench



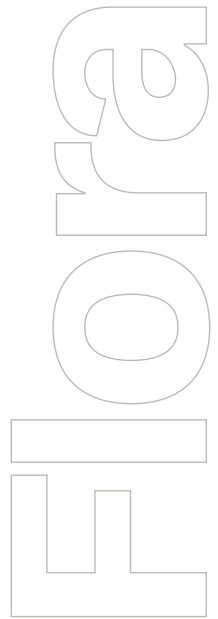
DIMENSIONS -

Width 25
 Depth 30
 Height 18
 Seat Width 25
 Seat Depth 30
 Seat Height 18
 COM Yard 1
 Cubic Feet 9

OPTIONS -

Metal legs +195
 Moisture barrier +85

MODEL NO.	COM/1	2	3	4	5	6	7	8
FAB125C	1536	1596	1657	1718	1778	1839	1900	1960



Flora

Modular Seating Collection

Different fabrics may be specified on the seat and on the back. In this case, use the higher grade of the two. No additional upcharge applies. All prices are in CA dollars (CAD).

CONNECTING UNITS -

FAB150C

DESCRIPTION -

Two-seat Bench



DIMENSIONS -

Width 50

Depth 30

Height 18

Seat Width 50

Seat Depth 30

Seat Height 18

COM Yard 2

Cubic Feet 17

OPTIONS -

Metal legs

+195

Moisture barrier

+170

MODEL NO.	COM/1	2	3	4	5	6	7	8
FAB150C	2184	2316	2449	2581	2713	2846	2978	3110

FAB130WC

DESCRIPTION -

30° Curve, bench



DIMENSIONS -

Width 31

Depth 30

Height 18

Seat Width 15.5-31

Seat Depth 30

Seat Height 18

COM Yard 1

Cubic Feet 11

OPTIONS -

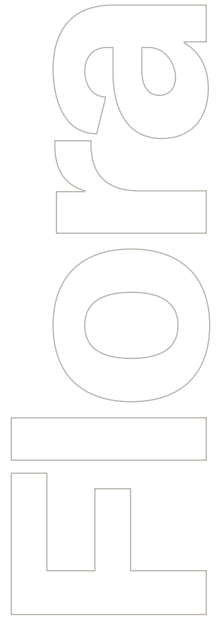
Metal legs

+195

Moisture barrier

+170

MODEL NO.	COM/1	2	3	4	5	6	7	8
FAB130WC	1536	1596	1657	1718	1778	1839	1900	1960



Flora

Modular Seating Collection

Different fabrics may be specified on the seat and on the back. In this case, use the higher grade of the two. No additional upcharge applies. All prices are in CA dollars (CAD).

CONNECTING UNITS -

FAB160QC

DESCRIPTION -

60° Curve, bench



DIMENSIONS -

Width 60

Depth 30

Height 18

Seat Width 30-60

Seat Depth 30

Seat Height 18

COM Yard 2.25

Cubic Feet 21

OPTIONS -

Metal legs

+195

Moisture barrier

+170

MODEL NO.	COM/1	2	3	4	5	6	7	8
FAB160QC	2208	2357	2506	2655	2804	2952	3101	3250

FAT13296C

DESCRIPTION -

Spacer Table

Single depth



DIMENSIONS -

Width 12.5

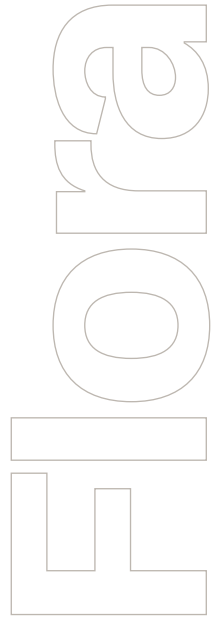
Depth 28.75

Height 5.75

Cubic Feet 2

MODEL NO.

FAT13296C-P	Single Depth Spacer Table, laminate (shown)	CAD \$	1211
FAT13296C-S	Single Depth Spacer Table, solid surface	CAD \$	1403



Flora

Modular Seating Collection

Different fabrics may be specified on the seat and on the back. In this case, use the higher grade of the two. No additional upcharge applies. All prices are in CA dollars (CAD).

CONNECTING UNITS -

FAT13566C

DESCRIPTION -

Spacer Table

Double depth



DIMENSIONS -

Width 12.5

Depth 55.375

Height 5.75

Cubic Feet 3

MODEL NO.

FAT13566C-P Double Depth Spacer Table, laminate (shown) CAD \$ 1786

FAT13566C-S Double Depth Spacer Table, solid surface CAD \$ 2332

FATR15WC

DESCRIPTION -

15° Table



DIMENSIONS -

Width 8-15.5

Depth 28.75

Height 5.75

Cubic Feet 2

MODEL NO.

FATR15WC-P Narrow Wedge 15° Spacer Table, laminate (shown) CAD \$ 1450

FATR15WC-S Narrow Wedge 15° Spacer Table, solid surface CAD \$ 1582

FATR30WC

DESCRIPTION -

30° Table



DIMENSIONS -

Width 15.5-30.5

Depth 28.75

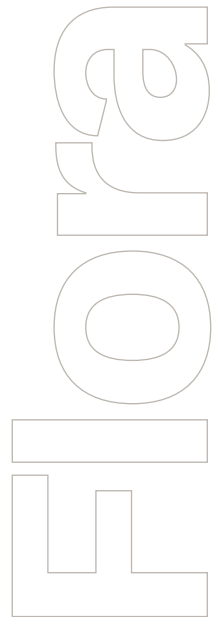
Height 5.75

Cubic Feet 3

MODEL NO.

FATR30WC-P Wide Wedge 30° Spacer Table, laminate (shown) CAD \$ 1821

FATR30WC-S Wide Wedge 30° Spacer Table, solid surface CAD \$ 2036



Attesa

Modular Seating Collection

When ordering this product, specification codes must be added to unit Model Number, as shown below.

NOTE: Upholstery and/or additional options must be specified separately.



LEG
FINISH –

Attesa

MODEL
NUMBER –

LEG
FINISH –

AM100-AL-CH

Wood	Metal
AR Aria	GM Gunmetal
CL Candlelight	MB Metallic Beige
CN Chestnut	SB Smooth Black
CH Chocolate	SS Smooth Silver
DV Dolce Vita	TB Textured Black
GR Grenada	TN Textured Nickel
HM Hard Rock Maple	
HA Havana	
PA Palomino	
PE Pebble	
SA Sand	
WC White Chocolate	

Attesa

Modular Seating Collection

Different fabrics may be specified on the seat and on the back. In this case, use the higher grade of the two. No additional upcharge applies. All prices are in CA dollars (CAD).

Due to application and aesthetic constraints, not all fabrics can be applied to this product. Please refer to the recommended list found at the front of the price book. Contact customer service to review other COM fabrics for suitability.

AM100-AL

DESCRIPTION –

Single Chair



DIMENSIONS –

Width 23
Depth 28
Height 32
Seat Depth 18
Seat Height 18
COM Yard Back 1.25
COM Yard Seat 1
Cubic Feet 14
Ship Weight 45

OPTIONS –

Moisture barrier	+85
Ganging bracket	+48
A/C receptacle with USB port	+495



POWER WITH
2 USB PORTS

MODEL NO.	COM/1	2	3	4	5	6	7	8
AM100-AL	1845	1997	2150	2302	2455	2607	2759	2912

AM200-AL

DESCRIPTION –

Two-seat



DIMENSIONS –

Width 46
Depth 28
Height 32
Seat Depth 18
Seat Height 18
COM Yard Back 2.5
COM Yard Seat 2
Cubic Feet 27
Ship Weight 78

OPTIONS –

Moisture barrier	+170
Ganging bracket	+48
A/C receptacle with USB port	+495



POWER WITH
2 USB PORTS

MODEL NO.	COM/1	2	3	4	5	6	7	8
AM200-AL	2291	2597	2904	3210	3516	3823	4129	4435

Attesa

Attesa

Modular Seating Collection

Different fabrics may be specified on the seat and on the back. In this case, use the higher grade of the two. No additional upcharge applies. All prices are in CA dollars (CAD).

Due to application and aesthetic constraints, not all fabrics can be applied to this product. Please refer to the recommended list found at the front of the price book. Contact customer service to review other COM fabrics for suitability.

AMB-SPB

DESCRIPTION –

Spacer Bench, upholstered



DIMENSIONS –

Width	23
Depth	28
Height	18
Seat Depth	28
Seat Height	18
COM Yard	1.5
Cubic Feet	8
Ship Weight	34

OPTIONS –

Moisture barrier	+170
Ganging bracket	+48
A/C receptacle with USB port	+495



POWER WITH
2 USB PORTS

MODEL NO.	COM/1	2	3	4	5	6	7	8
AMB-SPB	1035	1137	1239	1341	1443	1545	1648	1749

AM-CRB

DESCRIPTION –

Corner Bench, upholstered



DIMENSIONS –

Width	30
Depth	30
Height	18
Seat Depth	28
Seat Height	18
COM Yard	2
Cubic Feet	11
Ship Weight	43

OPTIONS –

Moisture barrier	+170
Ganging bracket	+48
A/C receptacle with USB port	+495



POWER WITH
2 USB PORTS

MODEL NO.	COM/1	2	3	4	5	6	7	8
AM-CRB	1450	1579	1709	1838	1967	2097	2226	2356

Attesa

Attesa

Modular Seating Collection

Different fabrics may be specified on the seat and on the back. In this case, use the higher grade of the two. No additional upcharge applies. All prices are in CA dollars (CAD).

Due to application and aesthetic constraints, not all fabrics can be applied to this product. Please refer to the recommended list found at the front of the price book. Contact customer service to review other COM fabrics for suitability.

AMB-200

DESCRIPTION –

Two-seat Bench, upholstered



DIMENSIONS –

Width	46
Depth	28
Height	18
Seat Depth	28
Seat Height	18
COM Yard	2.5
Cubic Feet	15
Ship Weight	61

OPTIONS –

Moisture barrier	+170
Ganging bracket	+48
A/C receptacle with USB port	+495



POWER WITH
2 USB PORTS

MODEL NO.	COM/1	2	3	4	5	6	7	8
AMB-200	1538	1706	1879	2049	2219	2389	2562	2734

AMR30-IN

DESCRIPTION –

30° Curve, inside



DIMENSIONS –

Width	35
Depth	29
Height	31.5
Seat Width	20–29.5
Seat Depth	18
Seat Height	18
COM Yard Back	2
COM Yard Seat	2
Cubic Feet	21
Ship Weight	61

OPTIONS –

Moisture barrier	+170
Ganging bracket	+48
A/C receptacle with USB port	+495



POWER WITH
2 USB PORTS

MODEL NO.	COM/1	2	3	4	5	6	7	8
AMR30-IN	2028	2246	2464	2682	2900	3118	3336	3554

Attesa

Attesa

Modular Seating Collection

Different fabrics may be specified on the seat and on the back. In this case, use the higher grade of the two. No additional upcharge applies. All prices are in CA dollars (CAD).

Due to application and aesthetic constraints, not all fabrics can be applied to this product. Please refer to the recommended list found at the front of the price book. Contact customer service to review other COM fabrics for suitability.

AMR30-OUT

DESCRIPTION –

30° Curve, outside



DIMENSIONS –

Width 35
Depth 29
Height 31.5
Seat Width 25.5–34.5
Seat Depth 18
Seat Height 18
COM Yard Back 1.5
COM Yard Seat 2
Cubic Feet 21
Ship Weight 52

OPTIONS –

Moisture barrier	+170
Ganging bracket	+48
A/C receptacle with USB port	+495



POWER WITH
2 USB PORTS

MODEL NO.	COM/1	2	3	4	5	6	7	8
AMR30-OUT	2028	2246	2464	2682	2900	3118	3336	3554

AMR45-IN

DESCRIPTION –

45° Curve, inside



DIMENSIONS –

Width 41
Depth 30
Height 31.5
Seat Width 20–33.5
Seat Depth 18
Seat Height 18
COM Yard Back 2
COM Yard Seat 2
Cubic Feet 25
Ship Weight 65

OPTIONS –

Moisture barrier	+170
Ganging bracket	+48
A/C receptacle with USB port	+495



POWER WITH
2 USB PORTS

MODEL NO.	COM/1	2	3	4	5	6	7	8
AMR45-IN	2310	2548	2787	3025	3263	3501	3739	3978

Attesa

Attesa

Modular Seating Collection

Different fabrics may be specified on the seat and on the back. In this case, use the higher grade of the two. No additional upcharge applies. All prices are in CA dollars (CAD).

Due to application and aesthetic constraints, not all fabrics can be applied to this product. Please refer to the recommended list found at the front of the price book. Contact customer service to review other COM fabrics for suitability.

AMR45-OUT

DESCRIPTION –

45° Curve, outside



DIMENSIONS –

Width 38.5
Depth 30
Height 31.5
Seat Width 25–38.5
Seat Depth 18
Seat Height 18
COM Yard Back 1.5
COM Yard Seat 2
Cubic Feet 24
Ship Weight 52

OPTIONS –

Moisture barrier	+170
Ganging bracket	+48
A/C receptacle with USB port	+495



POWER WITH
2 USB PORTS

MODEL NO.	COM/1	2	3	4	5	6	7	8
AMR45-OUT	2310	2548	2787	3025	3263	3501	3739	3978

AMR60-IN

DESCRIPTION –

60° Curve, inside



DIMENSIONS –

Width 67.5
Depth 33
Height 31.5
Seat Width 39–57
Seat Depth 18
Seat Height 18
COM Yard Back 4.5
COM Yard Seat 2.5
Cubic Feet 44
Ship Weight 100

OPTIONS –

Moisture barrier	+170
Ganging bracket	+48
A/C receptacle with USB port	+495



POWER WITH
2 USB PORTS

MODEL NO.	COM/1	2	3	4	5	6	7	8
AMR60-IN	3067	3503	3938	4374	4810	5245	5681	6117

Attesa

Attesa

Modular Seating Collection

Different fabrics may be specified on the seat and on the back. In this case, use the higher grade of the two. No additional upcharge applies. All prices are in CA dollars (CAD).

Due to application and aesthetic constraints, not all fabrics can be applied to this product. Please refer to the recommended list found at the front of the price book. Contact customer service to review other COM fabrics for suitability.

AMR60-OUT

DESCRIPTION –

60° Curve, outside



DIMENSIONS –

Width 67.5
Depth 33
Height 31.5
Seat Width 48.5–67.5
Seat Depth 18
Seat Height 18
COM Yard Back 3.5
COM Yard Seat 3
Cubic Feet 89
Ship Weight 92

OPTIONS –

Moisture barrier	+170
Ganging bracket	+48
A/C receptacle with USB port	+495



POWER WITH
2 USB PORTS

MODEL NO.	COM/1	2	3	4	5	6	7	8
AMR60-OUT	3067	3503	3938	4374	4810	5245	5681	6117

AMR90-IN

DESCRIPTION –

90° Curve, inside



DIMENSIONS –

Width 74
Depth 35.5
Height 31.5
Seat Width 34.5–59.5
Seat Depth 18
Seat Height 18
COM Yard Back 5
COM Yard Seat 3
Cubic Feet 91
Ship Weight 107

OPTIONS –

Moisture barrier	+170
Ganging bracket	+48
A/C receptacle with USB port	+495



POWER WITH
2 USB PORTS

MODEL NO.	COM/1	2	3	4	5	6	7	8
AMR90-IN	3499	3962	4424	4887	5350	5813	6277	6739

Attesa

Attesa

Modular Seating Collection

Different fabrics may be specified on the seat and on the back. In this case, use the higher grade of the two. No additional upcharge applies. All prices are in CA dollars (CAD).

Due to application and aesthetic constraints, not all fabrics can be applied to this product. Please refer to the recommended list found at the front of the price book. Contact customer service to review other COM fabrics for suitability.

AMR90-OUT

DESCRIPTION –

90° Curve, outside



DIMENSIONS –

Width 68.5
Depth 34.5
Height 31.5
Seat Width 43.5–68.5
Seat Depth 18
Seat Height 18
COM Yard Back 4
COM Yard Seat 3.5
Cubic Feet 91
Ship Weight 84

OPTIONS –

Moisture barrier	+170
Ganging bracket	+48
A/C receptacle with USB port	+495



POWER WITH
2 USB PORTS

MODEL NO.	COM/1	2	3	4	5	6	7	8
AMR90-OUT	3499	3962	4424	4887	5350	5813	6277	6739

AMB30

DESCRIPTION –

30° Curve Bench



DIMENSIONS –

Width 35
Depth 29
Height 18
Seat Width 20–34.5
Seat Depth 28
Seat Height 18
COM Yard Seat 2.5
Cubic Feet 25
Ship Weight 38

OPTIONS –

Moisture barrier	+170
Ganging bracket	+48
A/C receptacle with USB port	+495



POWER WITH
2 USB PORTS

MODEL NO.	COM/1	2	3	4	5	6	7	8
AMB30	1086	1257	1427	1597	1767	1937	2107	2278

Attesa

Attesa

Modular Seating Collection

Different fabrics may be specified on the seat and on the back. In this case, use the higher grade of the two. No additional upcharge applies. All prices are in CA dollars (CAD).

Due to application and aesthetic constraints, not all fabrics can be applied to this product. Please refer to the recommended list found at the front of the price book. Contact customer service to review other COM fabrics for suitability.

AMB45

DESCRIPTION –

45° Curve Bench



DIMENSIONS –

Width 41.5
Depth 30
Height 18
Seat Width 20–41-5
Seat Depth 28
Seat Height 18
COM Yard Seat 2.5
Cubic Feet 15
Ship Weight 40

OPTIONS –

Moisture barrier	+170
Ganging bracket	+48
A/C receptacle with USB port	+495



POWER WITH
2 USB PORTS

MODEL NO.	COM/1	2	3	4	5	6	7	8
AMB45	1246	1416	1586	1756	1926	2097	2266	2437

AMB60

DESCRIPTION –

60° Curve Bench



DIMENSIONS –

Width 67.5
Depth 33
Height 18
Seat Width 39–67.5
Seat Depth 28
Seat Height 18
COM Yard Seat 3.5
Cubic Feet 52
Ship Weight 61

OPTIONS –

Moisture barrier	+170
Ganging bracket	+48
A/C receptacle with USB port	+495



POWER WITH
2 USB PORTS

MODEL NO.	COM/1	2	3	4	5	6	7	8
AMB60	1811	2028	2246	2464	2682	2900	3118	3336

Attesa

Attesa

Modular Seating Collection

Different fabrics may be specified on the seat and on the back. In this case, use the higher grade of the two. No additional upcharge applies. All prices are in CA dollars (CAD).

Due to application and aesthetic constraints, not all fabrics can be applied to this product. Please refer to the recommended list found at the front of the price book. Contact customer service to review other COM fabrics for suitability.

AMB90

DESCRIPTION –

90° Curve Bench



DIMENSIONS –

Width 74
Depth 35.5
Height 18
Seat Width 34.5-74
Seat Depth 28
Seat Height 18
COM Yard Seat 3.5
Cubic Feet 31
Ship Weight 63

OPTIONS –

Moisture barrier	+170
Ganging bracket	+48
A/C receptacle with USB port	+495



POWER WITH
2 USB PORTS

MODEL NO.	COM/1	2	3	4	5	6	7	8
AMB90	2376	2593	2811	3029	3247	3465	3682	3900

AMB-CB

DESCRIPTION –

90° Curve Corner Bench



DIMENSIONS –

Width 31.25
Depth 31.25
Height 18
Seat Width 4.5-44
Seat Depth 28
COM Yard Seat 3
Cubic Feet 12
Ship Weight 49

OPTIONS –

Moisture barrier	+170
Ganging bracket	+48
A/C receptacle with USB port	+495



POWER WITH
2 USB PORTS

MODEL NO.	COM/1	2	3	4	5	6	7	8
AMB-CB	1286	1491	1695	1899	2103	2308	2511	2716

Attesa

Attesa

Modular Seating Collection

Different fabrics may be specified on the seat and on the back. In this case, use the higher grade of the two. No additional upcharge applies. All prices are in CA dollars (CAD).

Due to application and aesthetic constraints, not all fabrics can be applied to this product. Please refer to the recommended list found at the front of the price book. Contact customer service to review other COM fabrics for suitability.

AM200PA

DESCRIPTION –

Privacy Booth



DIMENSIONS –

Width 46
 Depth 28.5
 Height 46
 Seat Width 44.5
 Seat Depth 18
 Seat Height 18
 COM Yard Outside Back 1.75
 COM Yard Inside Back 2
 COM Yard Headrest 1.5
 COM Yard Seat 2
 COM Yard Side Panels 4
 Cubic Feet 39
 Ship Weight 145

OPTIONS –

Moisture barrier +170
 A/C receptacle with USB port +495



POWER WITH
2 USB PORTS

MODEL NO.	COM/1	2	3	4	5	6	7	8
AM200PA	4385	4998	5610	6223	6835	7448	8061	8674

AM200-OB-BPU

DESCRIPTION –

Booth, upholstered back



DIMENSIONS –

Width 46
 Depth 28.5
 Height 46.25
 Seat Depth 18
 Seat Height 18
 COM Yard Inside Back 1
 COM Yard Outside Back 1.75
 COM Yard Headrest 1
 COM Yard Seat 2
 Cubic Feet 39
 Ship Weight 127

OPTIONS –

Moisture barrier +170
 A/C receptacle with USB port +495
 Shelf with black brackets (-SH) +495



POWER WITH
2 USB PORTS



SHELF WITH
BLACK BRACKETS
W 38.25 D 10.25 H 38.25

MODEL NO.	COM/1	2	3	4	5	6	7	8
AM200-OB-BPU	4064	4390	4717	5044	5371	5697	6024	6350

Attesa

Attesa

Modular Seating Collection

Different fabrics may be specified on the seat and on the back. In this case, use the higher grade of the two. No additional upcharge applies. All prices are in CA dollars (CAD).

Due to application and aesthetic constraints, not all fabrics can be applied to this product. Please refer to the recommended list found at the front of the price book. Contact customer service to review other COM fabrics for suitability.

AM200-OB-BPL

DESCRIPTION –

Booth, laminated back



DIMENSIONS –

Width	46
Depth	28.5
Height	46.25
Seat Depth	18
Seat Height	18
COM Yard Inside Back	1
COM Yard Headrest	1
COM Yard Seat	2
Cubic Feet	39
Ship Weight	127

OPTIONS –

Moisture barrier	+170
A/C receptacle with USB port	+495
Shelf with black brackets (-SH)	+495



POWER WITH
2 USB PORTS



SHELF WITH
BLACK BRACKETS
W 38.25 D 10.25 H 38.25

MODEL NO.	COM/1	2	3	4	5	6	7	8
AM200-OB-BPL	4220	4468	4716	4964	5211	5459	5707	5955

Attesa

Attesa

Occasional Table Collection

Attesa

AM-CT-R

DESCRIPTION –

Corner Table, 90° Radius



DIMENSIONS –

Width 29.5

Depth 29.5

Height 15.5

Cubic Feet 8

OPTIONS –

A/C receptacle with USB port +495



POWER WITH
2 USB PORTS

AM-CT-R	Laminate	CAD \$	2294
----------------	----------	--------	------

AM-SQ-SP

DESCRIPTION –

Square Spacer Table



DIMENSIONS –

Width 23

Depth 23

Height 15.5

Cubic Feet 5

OPTIONS –

A/C receptacle with USB port +495



POWER WITH
2 USB PORTS

AM-SQ-SP	Laminate	CAD \$	1436
-----------------	----------	--------	------

AM-SQ-CT

DESCRIPTION –

Square Corner Table



DIMENSIONS –

Width 30

Depth 30

Height 15.5

Cubic Feet 8

OPTIONS –

A/C receptacle with USB port +495



POWER WITH
2 USB PORTS

AM-SQ-CT	Laminate	CAD \$	1767
-----------------	----------	--------	------

Attesa Jr.

Children's Furniture Collection

Different fabrics may be specified on the seat and on the back. In this case, use the higher grade of the two. No additional upcharge applies. All prices are in CA dollars (CAD).

Due to application and aesthetic constraints, not all fabrics can be applied to this product. Please refer to the recommended list found at the front of the price book. Contact customer service to review other COM fabrics for suitability.

AJR100-AL

DESCRIPTION –

Single Chair



DIMENSIONS –

Width 23
Depth 24
Height 25
Seat Width 23
Seat Depth 16
Seat Height 13.5
COM Yard Seat 1
COM Yard Back 1.25
COM Yard 2.25
Cubic Feet 8
Ship Weight 45

OPTIONS –

Moisture barrier	+85
Ganging bracket	+48

MODEL NO.	COM/1	2	3	4	5	6	7	8
AJR100-AL	1568	1697	1828	1957	2086	2216	2346	2475

AJR200-AL

DESCRIPTION –

Two-seat



DIMENSIONS –

Width 46
Depth 24
Height 25
Seat Width 46
Seat Depth 16
Seat Height 13.5
COM Yard Seat 2
COM Yard Back 2.5
COM Yard 4.25
Cubic Feet 16
Ship Weight 82

OPTIONS –

Moisture barrier	+170
Ganging bracket	+48

MODEL NO.	COM/1	2	3	4	5	6	7	8
AJR200-AL	1947	2208	2468	2729	2989	3249	3510	3771

Attesa Jr.

Attesa Jr.

Children's Furniture Collection

Different fabrics may be specified on the seat and on the back. In this case, use the higher grade of the two. No additional upcharge applies. All prices are in CA dollars (CAD).

Due to application and aesthetic constraints, not all fabrics can be applied to this product. Please refer to the recommended list found at the front of the price book. Contact customer service to review other COM fabrics for suitability.

AJR30

DESCRIPTION –

30° Curve Bench



DIMENSIONS –

Width 33

Depth 25.5

Height 13

Seat Depth 24

COM Yard 1.5

Cubic Feet 6

Ship Weight 34

OPTIONS –

Moisture barrier +85

Ganging bracket +48

MODEL NO.	COM/1	2	3	4	5	6	7	8
AJR30	952	1046	1141	1235	1331	1425	1521	1617

AJR45

DESCRIPTION –

45° Curve Bench



DIMENSIONS –

Width 38.75

Depth 26.5

Height 13

Seat Depth 24

COM Yard 1.75

Cubic Feet 8

Ship Weight 37

OPTIONS –

Moisture barrier +85

Ganging bracket +48

MODEL NO.	COM/1	2	3	4	5	6	7	8
AJR45	1000	1101	1202	1303	1404	1505	1605	1706

AJR60

DESCRIPTION –

60° Curve Bench



DIMENSIONS –

Width 63.5

Depth 29.5

Height 13

Seat Depth 24

COM Yard 3

Cubic Feet 14

Ship Weight 58

OPTIONS –

Moisture barrier +120

Ganging bracket +48

MODEL NO.	COM/1	2	3	4	5	6	7	8
AJR60	1528	1705	1882	2058	2235	2412	2588	2766

Attesa Jr.

Attesa Jr.

Children's Furniture Collection

Different fabrics may be specified on the seat and on the back. In this case, use the higher grade of the two. No additional upcharge applies. All prices are in CA dollars (CAD).

Due to application and aesthetic constraints, not all fabrics can be applied to this product. Please refer to the recommended list found at the front of the price book. Contact customer service to review other COM fabrics for suitability.

AJR2424

DESCRIPTION –

24" Square



DIMENSIONS –

Width 24
Depth 24
Height 13
Seat Depth 24
COM Yard 1.25
Cubic Feet 4
Ship Weight 32

OPTIONS –

Moisture barrier	+60
Ganging bracket	+48

MODEL NO.	COM/1	2	3	4	5	6	7	8
AJR2424	833	909	984	1060	1136	1212	1287	1363

AJRS

DESCRIPTION –

24" Circle



DIMENSIONS –

Width 24
Depth 24
Height 13
COM Yard 1.25
Cubic Feet 3
Ship Weight 17

OPTIONS –

Moisture barrier	+60
------------------	-----

MODEL NO.	COM/1	2	3	4	5	6	7	8
AJRS	833	909	984	1060	1136	1212	1287	1363

Attesa Jr.

Rosetta

Modular Seating Collection

When ordering this product, specification codes must be added to unit Model Number, as shown below.

NOTE: Upholstery and/or additional options must be specified separately.



Rosetta

MODEL
NUMBER –

RM100-AL-BHP

Rosetta

Modular Seating Collection

Different fabrics may be specified on the seat and on the back. In this case, use the higher grade of the two. No additional upcharge applies. All prices are in CA dollars (CAD).

RM100-AL-BHP

DESCRIPTION –

Single Chair



DIMENSIONS –

Width 23
Depth 28
Height 32
Seat Width 18
Seat Depth 18
Seat Height 18
COM Yard 2.25
COM Yard Back 1.25
COM Yard Seat 1
Cubic Feet 14
Ship Weight 74

OPTIONS –

Moisture barrier	+85
Ganging bracket	+99

MODEL NO.	COM/1	2	3	4	5	6	7	8
RM100-AL-BHP	2534	2686	3332	2991	3143	3295	3449	3601

RM200-AL-BHP

DESCRIPTION –

Two-seat



DIMENSIONS –

Width 46
Depth 28
Height 32
Seat Width 46
Seat Height 18
Seat Depth 18
COM Yard 4.5
COM Yard Back 2.5
COM Yard Seat 2
Cubic Feet 27
Ship Weight 141

OPTIONS –

Moisture barrier	+170
Ganging bracket	+99

MODEL NO.	COM/1	2	3	4	5	6	7	8
RM200-AL-BHP	3586	3892	4198	4505	4811	5118	5424	5731

Rosetta

Rosetta

Modular Seating Collection

Different fabrics may be specified on the seat and on the back. In this case, use the higher grade of the two. No additional upcharge applies. All prices are in CA dollars (CAD).

RMB-SPB-BHP

DESCRIPTION –

Spacer Bench



DIMENSIONS –

Width 23	_____
Depth 28	_____
Height 18	_____
Seat Width 23	_____
Seat Depth 18	_____
Seat Height 18	_____
COM Seat 1.5	_____
Cubic Feet 8	_____
Ship Weight 63	_____

OPTIONS –

Moisture barrier	_____	+120
Ganging bracket	_____	+99

MODEL NO.	COM/1	2	3	4	5	6	7	8
RMB-SPB-BHP	1733	1835	1937	2039	2141	2244	2345	2448

RMB-200-BHP

DESCRIPTION –

Two-seat Bench



DIMENSIONS –

Width 46	_____
Depth 28	_____
Height 18	_____
Seat Width 46	_____
Seat Depth 18	_____
Seat Height 18	_____
COM Seat 2.5	_____
Cubic Feet 15	_____
Ship Weight 124	_____

OPTIONS –

Moisture barrier	_____	+120
Ganging bracket	_____	+99

MODEL NO.	COM/1	2	3	4	5	6	7	8
RMB-200-BHP	2833	3003	3173	3344	3514	3685	3854	4024

Rosetta

Rosetta

Modular Seating Collection

Different fabrics may be specified on the seat and on the back. In this case, use the higher grade of the two. No additional upcharge applies. All prices are in CA dollars (CAD).

RMR30-IN-BHP

DESCRIPTION –

30° Curve, inside



DIMENSIONS –

Width 35
Depth 29
Height 31.5
Seat Width 20–29.5
Seat Depth 18
Seat Height 18
COM Yard 4
COM Yard Back 2
COM Yard Seat 2
Cubic Feet 21
Ship Weight 97

OPTIONS –

Moisture barrier	+85
Ganging bracket	+99

MODEL NO.	COM/1	2	3	4	5	6	7	8
RMR30-IN-BHP	2874	3112	3350	3589	3827	4065	4303	4542

RMR45-IN-BHP

DESCRIPTION –

45° Curve, inside



DIMENSIONS –

Width 41
Depth 30
Height 31.5
Seat Width 20–33.5
Seat Depth 18
Seat Height 18
COM Yard 4
COM Yard Back 2
COM Yard Seat 2
Cubic Feet 25
Ship Weight 106

OPTIONS –

Moisture barrier	+85
Ganging bracket	+99

MODEL NO.	COM/1	2	3	4	5	6	7	8
RMR45-IN-BHP	3589	3827	4065	4303	4541	4779	5017	5256

Rosetta

Rosetta

Modular Seating Collection

Different fabrics may be specified on the seat and on the back. In this case, use the higher grade of the two. No additional upcharge applies. All prices are in CA dollars (CAD).

RMR30-OUT-BHP

DESCRIPTION –

30° Curve, outside



DIMENSIONS –

Width 35
Depth 29
Height 31.5
Seat Width 25.5–34.5
Seat Depth 18
Seat Height 18
COM Yard 3.5
COM Yard Back 1.5
COM Yard Seat 2
Cubic Feet 21
Ship Weight 88

OPTIONS –

Moisture barrier	+85
Ganging bracket	+99

MODEL NO.	COM/1	2	3	4	5	6	7	8
RMR30-OUT-BHP	2874	3112	3350	3589	3827	4065	4303	4542

RMR45-OUT-BHP

DESCRIPTION –

45° Curve, outside



DIMENSIONS –

Width 38.5
Depth 30
Height 31.5
Seat Width 25–38.5
Seat Depth 18
Seat Height 18
COM Seat 3.5
COM Yard Back 1.5
COM Yard Seat 2
Cubic Feet 24
Ship Weight 89

OPTIONS –

Moisture barrier	+85
Ganging bracket	+99

MODEL NO.	COM/1	2	3	4	5	6	7	8
RMR45-OUT-BHP	3567	3805	4043	4281	4519	4757	4995	5234

Rosetta

Rosetta

Modular Seating Collection

Different fabrics may be specified on the seat and on the back. In this case, use the higher grade of the two. No additional upcharge applies. All prices are in CA dollars (CAD).

RMB30-BHP

DESCRIPTION –

30° Curve Bench



DIMENSIONS –

Width 35
Depth 29
Height 18
Seat Width 20-34.5
Seat Depth 28
Seat Height 18
COM Yard Seat 2.5
Cubic Feet 12
Ship Weight 74

OPTIONS –

Moisture barrier	+85
Ganging bracket	+99

MODEL NO.	COM/1	2	3	4	5	6	7	8
RMB30-BHP	2102	2272	2443	2613	2783	2954	3123	3293

RMB45-BHP

DESCRIPTION –

45° Curve Bench



DIMENSIONS –

Width 41.5
Depth 30
Height 18
Seat Width 20-41.5
Seat Depth 28
Seat Height 18
COM Yard Seat 2.5
Cubic Feet 15
Ship Weight 81

OPTIONS –

Moisture barrier	+85
Ganging bracket	+99

MODEL NO.	COM/1	2	3	4	5	6	7	8
RMB45-BHP	2545	2714	2880	3055	3225	3396	3565	3735

Rosetta

Rosetta

Modular Seating Collection

Different fabrics may be specified on the seat and on the back. In this case, use the higher grade of the two. No additional upcharge applies. All prices are in CA dollars (CAD).

RM-RT-BHP

DESCRIPTION –

Rectangular Table



DIMENSIONS –

Width 23

Depth 28

Height 15.5

Cubic Feet 6

Ship Weight 94

RM-RT-BHP	Marmoleum™ with solid surface top	CAD \$	4355
------------------	-----------------------------------	--------	------

RM-SQ-BHP

DESCRIPTION –

Square Table



DIMENSIONS –

Width 28

Depth 28

Height 15.5

Cubic Feet 8

Ship Weight 114

RM-SQ-BHP	Marmoleum™ with solid surface top	CAD \$	4906
------------------	-----------------------------------	--------	------

Rosetta

Rochester

Lounge Seating Collection

When ordering this product, specification codes must be added to unit Model Number, as shown below.

NOTE: Upholstery and/or additional options must be specified separately.



MODEL NUMBER -

METAL FRAME FINISH -

ARM CAP FINISHES -

ROL127F -SS -DC

GM Gunmetal	Corian® Solid Surface
MB Metallic Beige	BI Bisque
SB Smooth Black	BN Bleached Nuwood
SS Smooth Silver	CA Canyon
TB Textured Black	CW Cameo White
TN Textured Nickel	DV Dove
	GW Glacier White
	LI Linen
	PG Pearl Gray
	PN Provence Nuwood
	SG Silver Gray

Rochester

Rochester

Lounge Seating Collection

Different fabrics may be specified on the seat and on the back. In this case, use the higher grade of the two. No additional upcharge applies. All prices are in CA dollars (CAD).

ROL127F

DESCRIPTION –

Single Lounge



DIMENSIONS –

Width 32

Depth 31

Height 32.75

Seat Width 27

Seat Depth 20

Seat Height 18

Arm Height 24.75

COM Yard Overall 5.5

COM Yard Back 1

COM Yard Seat 1

COM Yard Arm Surround 3.5

Cubic Feet 21

OPTIONS –

Moisture barrier +170

Solid Surface surround arm caps +495

MODEL NO.	COM/1	2	3	4	5	6	7	8
ROL127F	3820	4123	4427	4730	5033	5336	5639	5942

ROL152F

DESCRIPTION –

Two-seat



DIMENSIONS –

Width 57

Depth 31

Height 32.75

Seat Width 52

Seat Depth 20

Seat Height 18

Arm Height 24.75

COM Yard Overall 7

COM Yard Seat 1.5

COM Yard Arms 1.5

COM Yard Arm Surround 4

Cubic Feet 37

OPTIONS –

Moisture barrier +255

Solid Surface surround arm caps +595

MODEL NO.	COM/1	2	3	4	5	6	7	8
ROL152F	4768	5154	5540	5926	6312	6698	7084	7469

Rochester

Rochester

Lounge Seating Collection

Different fabrics may be specified on the seat and on the back. In this case, use the higher grade of the two. No additional upcharge applies. All prices are in CA dollars (CAD).

ROL174F

DESCRIPTION –

Three-seat



DIMENSIONS –

Width 79

Depth 31

Height 32.75

Seat Width 74

Seat Depth 20

Seat Height 18

Arm Height 24.75

COM Yard Overall 9.5

COM Yard Back 2

COM Yard Seat 2

COM Yard Arm Surround 4.5

Cubic Feet 50

OPTIONS –

Moisture barrier +340

Solid Surface surround arm caps +695

MODEL NO.	COM/1	2	3	4	5	6	7	8
ROL174F	5496	6020	6543	7067	7591	8114	8638	9162

Rochester

Jensen

Lounge Seating Collection

When ordering this product, specification codes must be added to unit Model Number, as shown below.

NOTE: Upholstery and/or additional options must be specified separately.



Jensen

MODEL
NUMBER -

METAL FRAME
FINISH -

ARM CAP
FINISHES -

JEL124-OA-SS -PG

GM Gunmetal	Wood	Polyurethane
MB Metallic Beige	AR Aria	PB Black
SB Smooth Black	CL Candlelight	PG Grey
SS Smooth Silver	CN Chestnut	PT Taupe
TB Textured Black	CH Chocolate	
TN Textured Nickel	DV Dolce Vita	
	GR Grenada	
	HM Hard Rock Maple	
	HA Havana	
	PA Palomino	
	PE Pebble	
	SA Sand	
	WC White Chocolate	

Jensen

Lounge Seating Collection

Different fabrics may be specified on the seat and on the back. In this case, use the higher grade of the two. No additional upcharge applies. All prices are in CA dollars (CAD).

JEL124-OA

DESCRIPTION –

Single Chair

With open arms

24" seat width



DIMENSIONS –

Width 27.5

Depth 28.5

Height 34

Seat Width 24

Seat Depth 19

Seat Height 18

Arm Height 26

COM Yard Back 1.25

COM Yard Seat 1

Cubic Feet 19

Ship Weight 53

OPTIONS –

Moisture barrier +120

Wood arm caps +0

Polyurethane arm caps +0

Corian® Solid Surface arm caps +695

MODEL NO.	COM/1	2	3	4	5	6	7	8
JEL124-OA	1900	2160	2419	2678	2937	3196	3455	3714

JEL124-CA

DESCRIPTION –

Single Chair

With closed arms

24" seat width



DIMENSIONS –

Width 27.5

Depth 28.5

Height 34

Seat Width 24

Seat Depth 19

Seat Height 18

Arm Height 26

COM Yard Back 1.25

COM Yard Seat 1

COM Yard Arms 1

Cubic Feet 19

Ship Weight 60

OPTIONS –

Moisture barrier +120

Wood arm caps +0

Polyurethane arm caps +0

Corian® Solid Surface arm caps +695

MODEL NO.	COM/1	2	3	4	5	6	7	8
JEL124-CA	2328	2659	2990	3320	3650	3981	4312	4643

Jensen

Jensen

Lounge Seating Collection

Different fabrics may be specified on the seat and on the back. In this case, use the higher grade of the two. No additional upcharge applies. All prices are in CA dollars (CAD).

JEL131-OA

DESCRIPTION –

Single Chair
 With open arms
 31" seat width



DIMENSIONS –

Width 34.25
 Depth 28.5
 Height 34
 Seat Width 31
 Seat Depth 19
 Seat Height 18
 Arm Height 26
 COM Yard Back 1.5
 COM Yard Seat 1
 Cubic Feet 24
 Ship Weight 61

OPTIONS –

Moisture barrier +180
 Wood arm caps +0
 Polyurethane arm caps +0
 Corian® Solid Surface arm caps +695

MODEL NO.	COM/1	2	3	4	5	6	7	8
JEL131-OA	2355	2772	3190	3606	4024	4442	4859	5277

JEL131-CA

DESCRIPTION –

Single Chair
 With closed arms
 31" seat width



DIMENSIONS –

Width 34.25
 Depth 28.5
 Height 34
 Seat Width 31
 Seat Depth 19
 Seat Height 18
 Arm Height 26
 COM Yard Back 1.5
 COM Yard Seat 1
 COM Yard Arms 1
 Cubic Feet 24
 Ship Weight 69

OPTIONS –

Moisture barrier +180
 Wood arm caps +0
 Polyurethane arm caps +0
 Corian® Solid Surface arm caps +695

MODEL NO.	COM/1	2	3	4	5	6	7	8
JEL131-CA	2783	3271	3761	4249	4737	5227	5715	6205

Jensen

Jensen

Lounge Seating Collection

Different fabrics may be specified on the seat and on the back. In this case, use the higher grade of the two. No additional upcharge applies. All prices are in CA dollars (CAD).

JEL224-OA

DESCRIPTION –

Two-seat
 With open arms
 24" seat width



DIMENSIONS –

Width 51.5
 Depth 28.5
 Height 34
 Seat Width 24
 Seat Depth 19
 Seat Height 18
 Arm Height 26
 COM Yard Back 2.5
 COM Yard Seat 2
 Cubic Feet 32
 Ship Weight 95

OPTIONS –

Moisture barrier +240
 Wood arm caps +0
 Polyurethane arm caps +0
 Corian® Solid Surface arm caps +695

MODEL NO.	COM/1	2	3	4	5	6	7	8
JEL224-OA	3193	3692	4192	4691	5191	5691	6189	6689

JEL224-CA

DESCRIPTION –

Two-seat
 With closed arms
 24" seat width



DIMENSIONS –

Width 51.5
 Depth 28.5
 Height 34
 Seat Width 24
 Seat Depth 19
 Seat Height 18
 Arm Height 26
 COM Yard Back 2.5
 COM Yard Seat 2
 COM Yard Arms 1
 Cubic Feet 32
 Ship Weight 103

OPTIONS –

Moisture barrier +240
 Wood arm caps +0
 Polyurethane arm caps +0
 Corian® Solid Surface arm caps +695

MODEL NO.	COM/1	2	3	4	5	6	7	8
JEL224-CA	3621	4192	4763	5334	5905	6476	7046	7617



Jensen

Lounge Seating Collection

Different fabrics may be specified on the seat and on the back. In this case, use the higher grade of the two. No additional upcharge applies. All prices are in CA dollars (CAD).

JEL324-OA

DESCRIPTION –

Three-seat

With open arms

24" seat width



DIMENSIONS –

Width 75.75

Depth 28.5

Height 34

Seat Width 24

Seat Depth 19

Seat Height 18

Arm Height 26

COM Yard Back 3.75

COM Yard Seat 3

Cubic Feet 45

Ship Weight 134

OPTIONS –

Moisture barrier +360

Wood arm caps +0

Polyurethane arm caps +0

Corian® Solid Surface arm caps +695

MODEL NO.	COM/1	2	3	4	5	6	7	8
JEL324-OA	4341	5076	5810	6546	7281	8016	8751	9486

JEL324-CA

DESCRIPTION –

Three-seat

With closed arms

24" seat width



DIMENSIONS –

Width 75.75

Depth 28.5

Height 34

Seat Width 24

Seat Depth 19

Seat Height 18

Arm Height 26

COM Yard Back 3.75

COM Yard Seat 3

COM Yard Arms 1

Cubic Feet 45

Ship Weight 142

OPTIONS –

Moisture barrier +360

Wood arm caps +0

Polyurethane arm caps +0

Corian® Solid Surface arm caps +695

MODEL NO.	COM/1	2	3	4	5	6	7	8
JEL324-CA	4768	5575	6381	7188	7994	8801	9607	10414

Jensen

Verona

Lounge Seating Collection

When ordering this product, specification codes must be added to unit Model Number, as shown below.

NOTE: Upholstery and/or additional options must be specified separately.



WOOD LEG
FINISH -

Verona

MODEL
NUMBER -

WOOD LEG
FINISH -

VEL100 -HM

- AR** Aria
- CL** Candlelight
- CN** Chestnut
- CH** Chocolate
- DV** Dolce Vita
- GR** Grenada
- HM** Hard Rock Maple
- HA** Havana
- PA** Palomino
- PE** Pebble
- SA** Sand
- WC** White Chocolate

Verona

Lounge Seating Collection

Different fabrics may be specified on the seat and on the back. In this case, use the higher grade of the two. No additional upcharge applies. All prices are in CA dollars (CAD).

VEL100

DESCRIPTION –

Single Chair



DIMENSIONS –

Width 28
Depth 28
Height 36
Seat Width 20
Seat Depth 20
Seat Height 19
Arm Height 25
COM Yard Band 2.25
COM Yard Chair (with Band) 3.5
COM Yard Chair (w/out Band) 4.5
COM Yard Back/Arms (w/out Band) 4
COM Yard Seat (w/out Band) 0.75
Cubic Feet 18
Ship Weight 84

OPTIONS –

Moisture barrier	+170
Metal legs	N/A

MODEL NO.	COM/1	2	3	4	5	6	7	8
VEL100	2639	3097	3566	4034	4524	5018	5512	6006

VEL200

DESCRIPTION –

Two-seat



DIMENSIONS –

Width 58
Depth 28
Height 36
Seat Width 44
Seat Depth 20
Seat Height 19
Arm Height 25
COM Yard Band 3
COM Yard Chair (with Band) 6.5
COM Yard Chair (w/out Band) 7.5
COM Yard Back/Arms (w/out Band) 6
COM Yard Seat (w/out Band) 1.5
Cubic Feet 33
Ship Weight 114

OPTIONS –

Moisture barrier	+255
Metal legs	N/A

MODEL NO.	COM/1	2	3	4	5	6	7	8
VEL200	3804	4512	5230	5962	6707	7464	8222	8980

Verona

Verona

Lounge Seating Collection

Different fabrics may be specified on the seat and on the back. In this case, use the higher grade of the two. No additional upcharge applies. All prices are in CA dollars (CAD).

VEL300

DESCRIPTION –

Three-seat



DIMENSIONS –

Width	76
Depth	28
Height	36
Seat Width	68
Seat Depth	20
Seat Height	19
Arm Height	25
COM Yard Band	3.5
COM Yard Chair (with Band)	9.5
COM Yard Chair (w/out Band)	10.75
COM Yard Back/Arms (w/out Band)	10
COM Yard Seat (w/out Band)	2.2
Cubic Feet	49
Ship Weight	178

OPTIONS –

Moisture barrier	+340
Metal legs	N/A

MODEL NO.	COM/1	2	3	4	5	6	7	8
VEL300	5077	5912	6764	7629	8510	9408	10305	11202

Verona

Kalarne

Lounge Seating Collection

When ordering this product, specification codes must be added to unit Model Number, as shown below.

NOTE: Upholstery and/or additional options must be specified separately.



WOOD LEG
FINISH -

Kalarne

MODEL
NUMBER -

WOOD LEG
FINISH -

KAL121F -RC

- AR** Aria
- CL** Candlelight
- CN** Chestnut
- CH** Chocolate
- DV** Dolce Vita
- GR** Grenada
- HM** Hard Rock Maple
- HA** Havana
- PA** Palomino
- PE** Pebble
- SA** Sand
- WC** White Chocolate

Kalarne

Lounge Seating Collection

Different fabrics may be specified on the seat and on the back. In this case, use the higher grade of the two. No additional upcharge applies. All prices are in CA dollars (CAD).

KAL121F

DESCRIPTION –

Single Chair



DIMENSIONS –

Width 29
Depth 31.5
Height 34.5
Seat Width 20.5
Seat Depth 19
Seat Height 17.5
Arm Height 23.5
COM Yard Back 1.5
COM Yard Seat 1
COM Yard Arms 1.5
COM Yard Front Panel 0.5
Cubic Feet 19
Ship Weight 75

OPTIONS –

Moisture barrier	+170
Metal legs	N/A

MODEL NO.	COM/1	2	3	4	5	6	7	8
KAL121F	2313	2739	3163	3588	4012	4437	4863	5287

KAL150F

DESCRIPTION –

Two-seat



DIMENSIONS –

Width 50
Depth 32.5
Height 34.5
Seat Width 20.5
Seat Depth 19
Seat Height 17.5
Arm Height 23.5
COM Yard Back 3
COM Yard Seat 1.5
COM Yard Arms 1.5
COM Yard Front Panel 0.5
Cubic Feet 38
Ship Weight 115

OPTIONS –

Moisture barrier	+255
Metal legs	N/A

MODEL NO.	COM/1	2	3	4	5	6	7	8
KAL150F	3338	3929	4519	5109	5699	6289	6879	7470

Kalarne

Kalarne

Lounge Seating Collection

Different fabrics may be specified on the seat and on the back. In this case, use the higher grade of the two. No additional upcharge applies. All prices are in CA dollars (CAD).

KAL172F

DESCRIPTION –

Three-seat



DIMENSIONS –

Width 70
Depth 32.5
Height 34.5
Seat Width 20.5
Seat Depth 19
Seat Height 17.5
Arm Height 23.5
COM Yard Back 4
COM Yard Seat 3
COM Yard Arms 1.5
COM Yard Front Panel 0.5
Cubic Feet 52
Ship Weight 150

OPTIONS –

Moisture barrier	+340
Metal legs	N/A

MODEL NO.	COM/1	2	3	4	5	6	7	8
KAL172F	4475	5170	5865	6560	7254	7949	8644	9341

Kalarne

Charleston

Lounge Seating Collection

When ordering this product, specification codes must be added to unit Model Number, as shown below.

NOTE: Upholstery and/or additional options must be specified separately.



WOOD LEG
FINISH -

MODEL
NUMBER -

WOOD LEG
FINISH -

CHL120F -RC

- AR** Aria
- CL** Candlelight
- CN** Chestnut
- CH** Chocolate
- DV** Dolce Vita
- GR** Grenada
- HM** Hard Rock Maple
- HA** Havana
- PA** Palomino
- PE** Pebble
- SA** Sand
- WC** White Chocolate

Charleston

Charleston

Lounge Seating Collection

Different fabrics may be specified on the seat and on the back. In this case, use the higher grade of the two. No additional upcharge applies. All prices are in CA dollars (CAD).

CHL120F

DESCRIPTION –

Lounge Chair



DIMENSIONS –

Width 31	_____
Depth 28	_____
Height 31.5	_____
Seat Width 20	_____
Seat Depth 19.5	_____
Seat Height 18	_____
Arm Height 25.5	_____
COM Yard 5	_____
Cubic Feet 18	_____
Ship Weight 78	_____

OPTIONS –

Moisture barrier	_____	+170
Metal legs	_____	+295

MODEL NO.	COM/1	2	3	4	5	6	7	8
CHL120F	2138	2483	2827	3172	3517	3862	4206	4551

Charleston

Kite

Metal Seating Collection

When ordering this product, specification codes must be added to unit Model Number, as shown below.

NOTE: Upholstery and/or additional options must be specified separately.

Kite



METAL FRAME
FINISH -

MODEL
NUMBER -

METAL FRAME
FINISH -


KT400 -SS

- GM** Gunmetal
- MB** Metallic Beige
- SB** Smooth Black
- SS** Smooth Silver
- TB** Textured Black
- TN** Textured Nickel

Kite

Metal Seating Collection

Different fabrics may be specified on the seat and on the back. In this case, use the higher grade of the two. No additional upcharge applies. All prices are in CA dollars (CAD).



KT400

DESCRIPTION –

Metal Folding Chair
16" seat width




DIMENSIONS –

Width 19
Depth 22
Height 34
Seat Width 16
Seat Depth 16.5
Seat Height 18
COM Yard Back 0.5
COM Yard Seat 0.5
Cubic Feet 8
Ship Weight 19

OPTIONS –

Moisture barrier +35
Wall mount bracket (KICWB) +145



WALL MOUNT BRACKET
W 75 D 2.5 H 6

MODEL NO.	COM/1	2	3	4	5	6	7	8
KT400	779	823	868	912	956	1000	1044	1089

KT500

DESCRIPTION –

Metal Folding Chair
18" seat width




DIMENSIONS –

Width 21
Depth 22
Height 34
Seat Width 18
Seat Depth 16.5
Seat Height 18
COM Yard Back 0.5
COM Yard Seat 0.5
Cubic Feet 9
Ship Weight 20

OPTIONS –

Moisture barrier +35
Wall mount bracket (KICWB) +145



WALL MOUNT BRACKET
W 75 D 2.5 H 6

MODEL NO.	COM/1	2	3	4	5	6	7	8
KT500	879	930	981	1032	1083	1132	1185	1236

Verity

Recliner Collection

When ordering this product, specification codes must be added to unit Model Number, as shown below.

NOTE: Upholstery and/or additional options must be specified separately.

ARM CAP FINISH
(OPTIONAL) –



Verity

MODEL
NUMBER –

ARM CAP FINISH
(OPTIONAL) –

VER122F-CH

Wood	Polyurethane
AR Aria	PB Black
CL Candlelight	PG Grey
CN Chestnut	PT Taupe
CH Chocolate	
DV Dolce Vita	
GR Grenada	
HM Hard Rock Maple	
HA Havana	
PA Palomino	
PE Pebble	
SA Sand	
WC White Chocolate	

Verity

Recliner Collection

Different fabrics may be specified on the seat and on the back. In this case, use the higher grade of the two. No additional upcharge applies. All prices are in CA dollars (CAD).

VER122F

DESCRIPTION –

Recliner



DIMENSIONS –

Width 29
Depth 28
Reclined Depth 66
Height 43.75
Seat Width 22
Seat Height 18.5
Arm Height 26
COM Yard Back 2
COM Yard Seat 1.5
COM Yard Arms 3
Cubic Feet 24
Ship Weight 130

OPTIONS –

Moisture barrier	+280
Metal legs	+295
Wood legs	+195
Wood arm caps	+185
Polyurethane arm caps	+185
Corian® Solid Surface arm caps	+425
Side-mount tablet (360 swivel)	+550
Flip-up side tablet	+445

MODEL NO.	COM/1	2	3	4	5	6	7	8
VER122F	3613	4080	4527	4989	5466	5955	6452	6957


Verity

Oasis

Recliner Collection

When ordering this product, specification codes must be added to unit Model Number, as shown below.

NOTE: Upholstery and/or additional options must be specified separately.



ARM CAP FINISH
(OPTIONAL) -

MODEL
NUMBER -

ARM CAP FINISH
(OPTIONAL) -

SR900-23-CH

Wood	Polyurethane
AR Aria	PB Black
CL Candlelight	PG Grey
CN Chestnut	PT Taupe
CH Chocolate	
DV Dolce Vita	
GR Grenada	
HM Hard Rock Maple	
HA Havana	
PA Palomino	
PE Pebble	
SA Sand	
WC White Chocolate	

Oasis

Recliner Collection

Different fabrics may be specified on the seat and on the back. In this case, use the higher grade of the two. No additional upcharge applies. All prices are in CA dollars (CAD).

SR900-23

DESCRIPTION –

Recliner
23" seat width



DIMENSIONS –

Width	29
Depth	36-74
Height	48
Reclined Depth	75
Seat Width	23
Seat Depth	20
Seat Height	20.5
Arm Height	27.25
COM Yard Back	2
COM Yard Seat	1
COM Yard Arms	3
Cubic Feet	30
Ship Weight	142

OPTIONS –

Moisture barrier	+280
Slide-out foot tray	+265
IV Pole and holder	+350
Trendelenburg	+195
Accessory hook	+45
Central locking system	+985
Side-mount tablet (360 swivel)	+550
Flip-up side tablet (right side)	+445
Wood arm caps	+215
Polyurethane arm caps	+215
Corian® Solid Surface arm caps	N/A




SIDE TABLE MOUNT



FLIP-UP SIDE TABLET

MODEL NO.	COM/1	2	3	4	5	6	7	8
SR900-23	6061	6793	7564	8384	9229	10147	11066	11983



Oasis

Recliner Collection

Different fabrics may be specified on the seat and on the back. In this case, use the higher grade of the two. No additional upcharge applies. All prices are in CA dollars (CAD).

SR900-26

DESCRIPTION –

Recliner
26" seat width



DIMENSIONS –

Width 32
Depth 36-75
Height 48
Reclined Depth 75
Seat Width 26
Seat Depth 20
Seat Height 20.5
Arm Height 27.25
COM Yard Back 2.5
COM Yard Seat 1.5
COM Yard Arms 3
Cubic Feet 33
Ship Weight 158

OPTIONS –

Moisture barrier +280
Slide-out foot tray +265
IV Pole and holder +350
Trendelenburg +195
Accessory hook +45
Central locking system +985
Side-mount tablet (360 swivel) +550
Flip-up side tablet (right side) +445
Wood arm caps +215
Polyurethane arm caps +215
Corian® Solid Surface arm caps N/A




SIDE TABLE
MOUNT



FLIP-UP
SIDE TABLET

MODEL NO.	COM/1	2	3	4	5	6	7	8
SR900-26	6341	7221	8153	9131	10170	11254	12338	13422



Carson

Recliner Collection

When ordering this product, specification codes must be added to unit Model Number, as shown below.

NOTE: Upholstery and/or additional options must be specified separately.



ARM CAP FINISH
(OPTIONAL) -

Carson

MODEL
NUMBER -

ARM CAP FINISH
(OPTIONAL) -

ARM CAP
FINISH -

CRR123F -CH

Wood	Polyurethane
------	--------------

AR Aria	PB Black
---------	----------

CL Candlelight	PG Grey
----------------	---------

CN Chestnut	PT Taupe
-------------	----------

CH Chocolate	
--------------	--

DV Dolce Vita	
---------------	--

GR Grenada	
------------	--

HM Hard Rock Maple	
--------------------	--

HA Havana	
-----------	--

PA Palomino	
-------------	--

PE Pebble	
-----------	--

SA Sand	
---------	--

WC White Chocolate	
--------------------	--

Carson

Recliner Collection

Different fabrics may be specified on the seat and on the back. In this case, use the higher grade of the two. No additional upcharge applies. All prices are in CA dollars (CAD).

CRR123F

DESCRIPTION –

Recliner
23" seat width



DIMENSIONS –

Width	29
Depth	36-75
Height	48
Reclined Depth	75
Seat Width	23
Seat Height	20.5
Arm Height	26
COM Yard Back	2
COM Yard Seat	1
COM Yard Arms	3
Cubic Feet	32
Ship Weight	142

OPTIONS –

Moisture barrier	+280
Slide-out foot tray	+265
IV Pole and holder	+350
Trendelenburg	+195
Accessory hook	+45
Central locking system	+985
Side-mount tablet (360 swivel)	+550
Flip-up side tablet (right facing only)	+445
Wood arm caps	+180
Polyurethane arm caps	+185
Corian® Solid Surface arm caps	+425



SIDE TABLE MOUNT



FLIP-UP SIDE TABLET

MODEL NO.	COM/1	2	3	4	5	6	7	8
CRR123F	6061	6793	7564	8384	9229	10147	11066	11983

Carson

Carson

Recliner Collection

Different fabrics may be specified on the seat and on the back. In this case, use the higher grade of the two. No additional upcharge applies. All prices are in CA dollars (CAD).

CRR126F

DESCRIPTION –

Recliner
26" seat width



DIMENSIONS –

Width	32
Depth	36-75
Height	48
Reclined Depth	75
Seat Width	26
Seat Height	20.5
Arm Height	26
COM Yard Back	2.5
COM Yard Seat	1.5
COM Yard Arms	3
Cubic Feet	35
Ship Weight	158

OPTIONS –

Moisture barrier	+280
Slide-out foot tray	+265
IV Pole and holder	+350
Trendelenburg	+195
Accessory hook	+45
Central locking system	+985
Side-mount tablet (360 swivel)	+550
Flip-up side tablet (right facing only)	+445
Wood arm caps	+180
Polyurethane arm caps	+185
Corian® Solid Surface arm caps	+425



MODEL NO.	COM/1	2	3	4	5	6	7	8
CRR126F	6341	7221	8153	9131	10170	11254	12338	13422

Carson

Carson

Recliner Collection

Different fabrics may be specified on the seat and on the back. In this case, use the higher grade of the two. No additional upcharge applies. All prices are in CA dollars (CAD).

CRR123FT

DESCRIPTION –

Recliner, patient transfer arm
23" seat width



DIMENSIONS –

Width 29-32

Depth 36-75

Height 48

Reclined Depth 75

Seat Width 23

Seat Height 20.5

Arm Height 26

COM Yard Back 2

COM Yard Seat 1

COM Yard Arms 3.5

Cubic Feet 32

Ship Weight 152

OPTIONS –

Moisture barrier +280

Slide-out foot tray +265

IV Pole and holder +350

Trendelenburg +195

Accessory hook +45

Central locking system +985

Wood arm caps +180

Polyurethane arm caps +185

Corian® Solid Surface arm caps +425

MODEL NO.	COM/1	2	3	4	5	6	7	8
CRR123FT	7073	7803	8575	9396	10240	11158	12077	12994

CRR126FT

DESCRIPTION –

Recliner, patient transfer arm
26" seat width



DIMENSIONS –

Width 32-35

Depth 36-75

Height 48

Reclined Depth 75

Seat Width 26

Seat Height 20.5

Arm Height 26

COM Yard Back 2.5

COM Yard Seat 1.5

COM Yard Arms 3.5

Cubic Feet 35

Ship Weight 168

OPTIONS –

Moisture barrier +280

Slide-out foot tray +265

IV Pole and holder +350

Trendelenburg +195

Accessory hook +45

Central locking system +985

Wood arm caps +180

Polyurethane arm caps +185

Corian® Solid Surface arm caps +425

MODEL NO.	COM/1	2	3	4	5	6	7	8
CRR126FT	7351	8231	9164	10142	11180	12264	13349	14433

Carson

Verity

Sleeper Collection

When ordering this product, specification codes must be added to unit Model Number, as shown below.

NOTE: Upholstery and/or additional options must be specified separately.

ARM CAP FINISH
(OPTIONAL) –



Verity

MODEL
NUMBER –

ARM CAP FINISH
(OPTIONAL) –

VES123F –CH

Wood	Polyurethane
------	--------------

AR Aria	PB Black
----------------	-----------------

CL Candlelight	PG Grey
-----------------------	----------------

CN Chestnut	PT Taupe
--------------------	-----------------

CH Chocolate	
---------------------	--

DV Dolce Vita	
----------------------	--

GR Grenada	
-------------------	--

HM Hard Rock Maple	
---------------------------	--

HA Havana	
------------------	--

PA Palomino	
--------------------	--

PE Pebble	
------------------	--


SA Sand	
----------------	--

WC White Chocolate	
---------------------------	--

Verity

Sleeper Collection

Different fabrics may be specified on the seat and on the back. In this case, use the higher grade of the two. No additional upcharge applies. All prices are in CA dollars (CAD).



VES123F

DESCRIPTION –

Sleeper
23" seat width



DIMENSIONS –

Width 30
Depth 39
Height 39.5
Seat Width 23
Seat Height 19
Arm Height 25.5
Fully Extended 86
Recliner Depth 66
Cubic Feet 30
Ship Weight 105

OPTIONS –

Moisture barrier +280
Metal legs +295
Wood legs +195
Wood arm caps +185
Polyurethane arm caps +185
Corian® Solid Surface arm caps +425

COM YARDAGES –

COM Yard Arms 3
COM Yard Back 3
COM Yard Seat 1.5
COM Yard Footrest 0.5
COM Yard Ottoman 1.5
COM Yard Overall 7.5

MODEL NO.	COM/1	2	3	4	5	6	7	8
VES123F	5069	5524	5979	6433	6888	7343	7798	8252

VES128F

DESCRIPTION –

Sleeper
28" seat width



DIMENSIONS –

Width 35
Depth 39
Height 39.5
Seat Width 28
Seat Height 19
Arm Height 25.5
Fully Extended 86
Reclined Depth 66
Cubic Feet 33
Ship Weight 120

OPTIONS –

Moisture barrier +280
Metal legs +295
Wood legs +195
Wood arm caps +185
Polyurethane arm caps +185
Corian® Solid Surface arm caps +425

COM YARDAGES –

COM Yard Arms 3
COM Yard Back 3
COM Yard Seat 1.5
COM Yard Footrest 0.5
COM Yard Ottoman 1.5
COM Yard Overall 7.5

MODEL NO.	COM/1	2	3	4	5	6	7	8
VES128F	5400	5854	6310	6764	7219	7673	8129	8583

Podium

Sleep Sofa

When ordering this product, specification codes must be added to unit Model Number, as shown below.

NOTE: Upholstery and/or additional options must be specified separately.



Podium

MODEL
NUMBER -

METAL FRAME
FINISH -

ARM CAP/TABLE TOP
FINISHES -

PDS84-A72TR-SS -DV

GM Gunmetal	Corian® Solid Surface	Thermofoil
MB Metallic Beige	BI Bisque	AR Aria
SB Smooth Black	BN Bleached Nuwood	CL Candlelight
SS Smooth Silver	CA Canyon	CN Chestnut
TB Textured Black	CW Cameo White	CH Chocolate
TN Textured Nickel	DV Dove	DV Dolce Vita
	GW Glacier White	GR Grenada
	LI Linen	HM Hard Rock Maple
	PG Pearl Gray	HA Havana
	PN Provence Nuwood	PA Palomino
	SG Silver Gray	PE Pebble
		SA Sand
		WC White Chocolate

Podium

Sleep Sofa

Different fabrics may be specified on the seat and on the back. In this case, use the higher grade of the two. No additional upcharge applies. All prices are in CA dollars (CAD).

PDS84-A72A

DESCRIPTION -

84" Sleep Sofa

Two arms

72" seat



DIMENSIONS -

Width 84

Depth 32

Height 34

Seat Width 72

Seat Depth 20

Seat Height 18

Sleep Surface Width 72

Sleep Surface Depth 27

Sleep Surface Height 21

Arm Height 26

Cubic Feet 53

Ship Weight 220

OPTIONS -

Solid Surface arm cap, *each* + 300

Thermofoil arm cap, *each* + 200

Power/USB A+C + 595

COM YARDAGES -

COM Yard Platform 1.5

COM Yard Arm 2.4

COM Yard Sleep Seat 2.25

COM Yard Sleep Back 2.15

COM Yard Outside Back 2.25

COM Yard Overall 10.55

MODEL NO.	COM/1	2	3	4	5	6	7	8
PDS84-A72A	5575	6215	6854	7495	8134	8774	9413	10054

PDS84-A72TR

DESCRIPTION -

84" Sleep Sofa

Single arm

72" seat

6" table (right facing)



DIMENSIONS -

Width 84

Depth 32

Height 34

Seat Width 72

Seat Depth 20

Seat Height 18

Sleep Surface Width 72

Sleep Surface Depth 27

Sleep Surface Height 21

Arm Height 26

Cubic Feet 53

Ship Weight 205

OPTIONS -

Solid Surface arm cap, *each* + 300

Thermofoil arm cap, *each* + 200

Power/USB A+C + 595

COM YARDAGES -

COM Yard Platform 1.5

COM Yard Arm 1.2

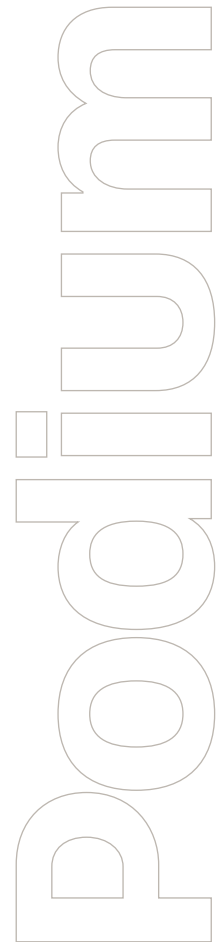
COM Yard Sleep Seat 2.25

COM Yard Sleep Back 2.15

COM Yard Outside Back 2.25

COM Yard Overall 9.35

MODEL NO.	COM/1	2	3	4	5	6	7	8
PDS84-A72TR-T	5567	6133	6701	7268	7834	8401	8969	9536
PDS84-A72TR-S	5965	6531	7098	7665	8232	8799	9366	9932



Podium

Sleep Sofa

Different fabrics may be specified on the seat and on the back. In this case, use the higher grade of the two. No additional upcharge applies. All prices are in CA dollars (CAD).

PDS84-A72TL

DESCRIPTION -

84" Sleep Sofa

Single arm

72" seat

6" table (left facing)



DIMENSIONS -

Width 84

Depth 32

Height 34

Seat Width 72

Seat Depth 20

Seat Height 18

Sleep Surface Width 72

Sleep Surface Depth 27

Sleep Surface Height 21

Arm Height 26

Cubic Feet 53

Ship Weight 205

OPTIONS -

Solid Surface arm cap, *each* + 300

Thermofoil arm cap, *each* + 200

Power/USB A+C + 595

COM YARDAGES -

COM Yard Platform 1.5

COM Yard Arm 1.2

COM Yard Sleep Seat 2.25

COM Yard Sleep Back 2.15

COM Yard Outside Back 2.25

COM Yard Overall 9.35

MODEL NO.	COM/1	2	3	4	5	6	7	8
PDS84-A72TL-T	5567	6133	6701	7268	7834	8401	8969	9536
PDS84-A72TL-S	5965	6531	7098	7665	8232	8799	9366	9932

PDS84-A24T24A

DESCRIPTION -

84" Sleep Sofa

Two arms

24" seat

24" center table



DIMENSIONS -

Width 84

Depth 32

Height 34

Seat Width 72

Seat Depth 20

Seat Height 18

Sleep Surface Width 72

Sleep Surface Depth 27

Sleep Surface Height 21

Arm Height 26

Cubic Feet 53

Ship Weight 260

OPTIONS -

Solid Surface arm cap, *each* + 300

Thermofoil arm cap, *each* + 200

Power/USB A+C + 595

COM YARDAGES -

COM Yard Platform 1.5

COM Yard Arm 2.4

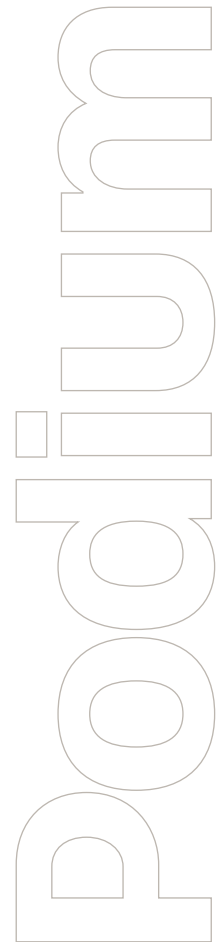
COM Yard Sleep Seat 2.25

COM Yard Sleep Back 2.15

COM Yard Outside Back 2.25

COM Yard Overall 10.55

MODEL NO.	COM/1	2	3	4	5	6	7	8
PDS84-A24T24A-T	7555	8316	9078	9839	10599	11360	12122	12883
PDS84-A24T24A-S	9478	10239	11001	11761	12522	13283	14045	14805



Podium

Sleep Sofa

Different fabrics may be specified on the seat and on the back. In this case, use the higher grade of the two. No additional upcharge applies. All prices are in CA dollars (CAD).

PDS90-A78A

DESCRIPTION -

90" Sleep Sofa

Two arms

78" seat



DIMENSIONS -

Width 90

Depth 32

Height 34

Seat Width 78

Seat Depth 20

Seat Height 18

Sleep Surface Width 78

Sleep Surface Depth 27

Sleep Surface Height 21

Arm Height 26

Cubic Feet 57

Ship Weight 232

OPTIONS -

Solid Surface arm cap, *each* + 300

Thermofoil arm cap, *each* + 200

Power/USB A+C + 595

COM YARDAGES -

COM Yard Platform 1.5

COM Yard Arm 2.4

COM Yard Sleep Seat 2.45

COM Yard Sleep Back 2.3

COM Yard Outside Back 2.45

COM Yard Overall 11.1

MODEL NO.	COM/1	2	3	4	5	6	7	8
PDS90-A78A	5833	6506	7179	7852	8526	9198	9872	10544

PDS90-A78TR

DESCRIPTION -

90" Sleep Sofa

Single arm

78" seat

6" table (right facing)



DIMENSIONS -

Width 90

Depth 32

Height 34

Seat Width 78

Seat Depth 20

Seat Height 18

Sleep Surface Width 78

Sleep Surface Depth 27

Sleep Surface Height 21

Arm Height 26

Cubic Feet 57

Ship Weight 218

OPTIONS -

Solid Surface arm cap, *each* + 300

Thermofoil arm cap, *each* + 200

Power/USB A+C + 595

COM YARDAGES -

COM Yard Platform 1.5

COM Yard Arm 1.2

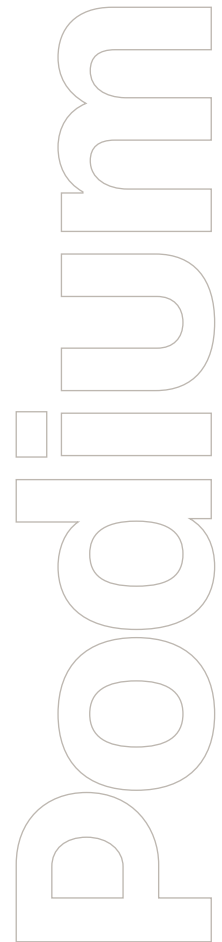
COM Yard Sleep Seat 2.45

COM Yard Sleep Back 2.3

COM Yard Outside Back 2.45

COM Yard Overall 9.9

MODEL NO.	COM/1	2	3	4	5	6	7	8
PDS90-A78TR-T	5825	6424	7025	7625	8226	8826	9426	10026
PDS90-A78TR-S	6221	6822	7422	8023	8623	9224	9823	10424



Podium

Sleep Sofa

Different fabrics may be specified on the seat and on the back. In this case, use the higher grade of the two. No additional upcharge applies. All prices are in CA dollars (CAD).

PDS90-A78TL

DESCRIPTION –

90" Sleep Sofa

Single arm

78" seat

6" table (left facing)



DIMENSIONS –

Width 90

Depth 32

Height 34

Seat Width 78

Seat Depth 20

Seat Height 18

Sleep Surface Width 78

Sleep Surface Depth 27

Sleep Surface Height 21

Arm Height 26

Cubic Feet 57

Ship Weight 218

OPTIONS –

Solid Surface arm cap, *each* + 300

Thermofoil arm cap, *each* + 200

Power/USB A+C + 595

COM YARDAGES –

COM Yard Platform 1.5

COM Yard Arm 1.2

COM Yard Sleep Seat 2.45

COM Yard Sleep Back 2.3

COM Yard Outside Back 2.45

COM Yard Overall 9.9

MODEL NO.	COM/1	2	3	4	5	6	7	8
PDS90-A78TL-T	5825	6424	7025	7625	8226	8826	9426	10026
PDS90-A78TL-S	6221	6822	7422	8023	8623	9224	9823	10424

PDS90-A72TR

DESCRIPTION –

90" Sleep Sofa

Single arm

78" seat

6" table (right facing)



DIMENSIONS –

Width 90

Depth 32

Height 34

Seat Width 72

Seat Depth 20

Seat Height 18

Sleep Surface Width 72

Sleep Surface Depth 27

Sleep Surface Height 21

Arm Height 26

Cubic Feet 57

Ship Weight 216

OPTIONS –

Solid Surface arm cap, *each* + 300

Thermofoil arm cap, *each* + 200

Power/USB A+C + 595

COM YARDAGES –

COM Yard Platform 1.5

COM Yard Arm 1.2

COM Yard Sleep Seat 2.25

COM Yard Sleep Back 2.15

COM Yard Outside Back 2.25

COM Yard Overall 9.35

MODEL NO.	COM/1	2	3	4	5	6	7	8
PDS90-A72TR-T	5650	6217	6784	7350	7918	8485	9052	9618
PDS90-A72TR-S	6586	7153	7720	8286	8854	9421	9988	10554

ur
p
o
o
a

Podium

Sleep Sofa

Different fabrics may be specified on the seat and on the back. In this case, use the higher grade of the two. No additional upcharge applies. All prices are in CA dollars (CAD).

PDS90-A72TL

DESCRIPTION -

90" Sleep Sofa

Single arm

78" seat

6" table (left facing)



DIMENSIONS -

Width 90

Depth 32

Height 34

Seat Width 72

Seat Depth 20

Seat Height 18

Sleep Surface Width 72

Sleep Surface Depth 27

Sleep Surface Height 21

Arm Height 26

Cubic Feet 57

Ship Weight 216

OPTIONS -

Solid Surface arm cap, *each* + 300

Thermofoil arm cap, *each* + 200

Power/USB A+C + 595

COM YARDAGES -

COM Yard Platform 1.5

COM Yard Arm 1.2

COM Yard Sleep Seat 2.25

COM Yard Sleep Back 2.15

COM Yard Outside Back 2.25

COM Yard Overall 9.35

MODEL NO.	COM/1	2	3	4	5	6	7	8
PDS90-A72TL-T	5650	6217	6784	7350	7918	8485	9052	9618
PDS90-A72TL-S	6586	7153	7720	8286	8854	9421	9988	10554

PDS90-A24T24A

DESCRIPTION -

90" Sleep Sofa

Two arms

Two 24" seats

30" center table



DIMENSIONS -

Width 90

Depth 32

Height 34

Seat Width 24/24

Seat Depth 20

Seat Height 18

Sleep Surface Width 78

Sleep Surface Depth 27

Sleep Surface Height 21

Arm Height 26

Cubic Feet 57

Ship Weight 280

OPTIONS -

Solid Surface arm cap, *each* + 300

Thermofoil arm cap, *each* + 200

Power/USB A+C + 595

COM YARDAGES -

COM Yard Platform 1.5

COM Yard Arm 2.4

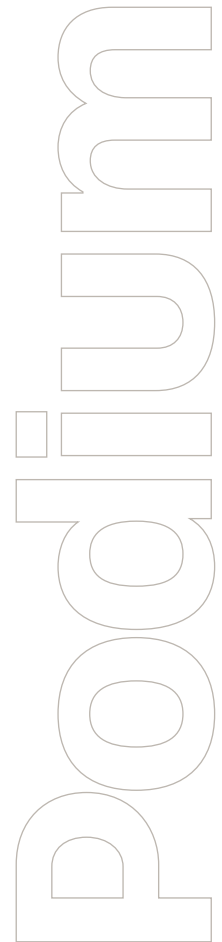
COM Yard Sleep Seat 2.45

COM Yard Sleep Back 2.3

COM Yard Outside Back 2.45

COM Yard Overall 11.1

MODEL NO.	COM/1	2	3	4	5	6	7	8
PDS90-A24T24A-T	8133	8928	9722	10517	11311	12105	12899	13694
PDS90-A24T24A-S	10377	11172	11965	12760	13554	14349	15143	15938



Podium

Sleep Sofa

Different fabrics may be specified on the seat and on the back. In this case, use the higher grade of the two. No additional upcharge applies. All prices are in CA dollars (CAD).

PDS96-A84A

DESCRIPTION -

96" Sleep Sofa

Two arms

84" seat



DIMENSIONS -

Width 96

Depth 32

Height 34

Seat Width 84

Seat Depth 20

Seat Height 18

Sleep Surface Width 84

Sleep Surface Depth 27

Sleep Surface Height 21

Arm Height 26

Cubic Feet 61

Ship Weight 246

OPTIONS -

Solid Surface arm cap, *each* + 300

Thermofoil arm cap, *each* + 200

Power/USB A+C + 595

COM YARDAGES -

COM Yard Platform 1.5

COM Yard Arm 2.4

COM Yard Sleep Seat 2.6

COM Yard Sleep Back 2.5

COM Yard Outside Back 2.6

COM Yard Overall 11.6

MODEL NO.	COM/1	2	3	4	5	6	7	8
PDS96-A84A	6088	6791	7495	8198	8902	9605	10308	11012

PDS96-A84TR

DESCRIPTION -

96" Sleep Sofa

Single arm

84" seat

6" table (right facing)



DIMENSIONS -

Width 96

Depth 32

Height 34

Seat Width 84

Seat Depth 20

Seat Height 18

Sleep Surface Width 84

Sleep Surface Depth 27

Sleep Surface Height 21

Arm Height 26

Cubic Feet 61

Ship Weight 233

OPTIONS -

Solid Surface arm cap, *each* + 300

Thermofoil arm cap, *each* + 200

Power/USB A+C + 595

COM YARDAGES -

COM Yard Platform 1.5

COM Yard Arm 1.2

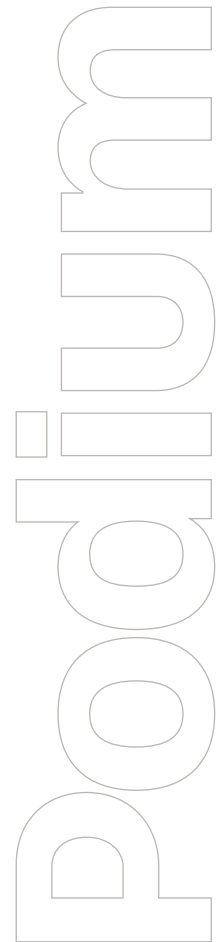
COM Yard Sleep Seat 2.6

COM Yard Sleep Back 2.5

COM Yard Outside Back 2.6

COM Yard Overall 10.4

MODEL NO.	COM/1	2	3	4	5	6	7	8
PDS96-A84TR-T	6079	6710	7340	7971	8602	9232	9863	10494
PDS96-A84TR-S	6476	7107	7737	8368	8999	9629	10260	10890



Podium

Sleep Sofa

Different fabrics may be specified on the seat and on the back. In this case, use the higher grade of the two. No additional upcharge applies. All prices are in CA dollars (CAD).

PDS96-A84TL

DESCRIPTION –

96" Sleep Sofa

Single arm

84" seat

6" table (left facing)



DIMENSIONS –

Width 96

Depth 32

Height 34

Seat Width 84

Seat Depth 20

Seat Height 18

Sleep Surface Width 84

Sleep Surface Depth 27

Sleep Surface Height 21

Arm Height 26

Cubic Feet 61

Ship Weight 233

OPTIONS –

Solid Surface arm cap, *each* + 300

Thermofoil arm cap, *each* + 200

Power/USB A+C + 595

COM YARDAGES –

COM Yard Platform 1.5

COM Yard Arm 1.2

COM Yard Sleep Seat 2.6

COM Yard Sleep Back 2.5

COM Yard Outside Back 2.6

COM Yard Overall 10.4

MODEL NO.	COM/1	2	3	4	5	6	7	8
PDS96-A84TL-T	6079	6710	7340	7971	8602	9232	9863	10494
PDS96-A84TL-S	6476	7107	7737	8368	8999	9629	10260	10890

PDS96-A78TR

DESCRIPTION –

96" Sleep Sofa

Single arm

78" seat

12" table (right facing)



DIMENSIONS –

Width 96

Depth 32

Height 34

Seat Width 78

Seat Depth 20

Seat Height 18

Sleep Surface Width 78

Sleep Surface Depth 27

Sleep Surface Height 21

Arm Height 26

Cubic Feet 61

Ship Weight 231

OPTIONS –

Solid Surface arm cap, *each* + 300

Thermofoil arm cap, *each* + 200

Power/USB A+C + 595

COM YARDAGES –

COM Yard Platform 1.5

COM Yard Arm 1.2

COM Yard Sleep Seat 2.45

COM Yard Sleep Back 2.3

COM Yard Outside Back 2.45

COM Yard Overall 9.9

MODEL NO.	COM/1	2	3	4	5	6	7	8
PDS96-A78TR-T	5907	6508	7108	7709	8308	8909	9509	10110
PDS96-A78TR-S	6843	7444	8044	8645	9244	9845	10445	11046

ur
p
o
o
a

Podium

Sleep Sofa

Different fabrics may be specified on the seat and on the back. In this case, use the higher grade of the two. No additional upcharge applies. All prices are in CA dollars (CAD).

PDS96-A78TL

DESCRIPTION –

96" Sleep Sofa

Single arm

78" seat

12" table (left facing)



DIMENSIONS –

Width 96

Depth 32

Height 34

Seat Width 78

Seat Depth 20

Seat Height 18

Sleep Surface Width 78

Sleep Surface Depth 27

Sleep Surface Height 21

Arm Height 26

Cubic Feet 61

Ship Weight 231

OPTIONS –

Solid Surface arm cap, *each* + 300

Thermofoil arm cap, *each* + 200

Power/USB A+C + 595

COM YARDAGES –

COM Yard Platform 1.5

COM Yard Arm 1.2

COM Yard Sleep Seat 2.45

COM Yard Sleep Back 2.3

COM Yard Outside Back 2.45

COM Yard Overall 9.9

MODEL NO.	COM/1	2	3	4	5	6	7	8
PDS96-A78TL-T	5907	6508	7108	7709	8308	8909	9509	10110
PDS96-A78TL-S	6843	7444	8044	8645	9244	9845	10445	11046

PDS96-A72TR

DESCRIPTION –

96" Sleep Sofa

Single arm

72" seat

18" table (right facing)



DIMENSIONS –

Width 96

Depth 32

Height 34

Seat Width 72

Seat Depth 20

Seat Height 18

Sleep Surface Width 72

Sleep Surface Depth 27

Sleep Surface Height 21

Arm Height 26

Cubic Feet 61

Ship Weight 230

OPTIONS –

Solid Surface arm cap, *each* + 300

Thermofoil arm cap, *each* + 200

Power/USB A+C + 595

COM YARDAGES –

COM Yard Platform 1.5

COM Yard Arm 1.2

COM Yard Sleep Seat 2.25

COM Yard Sleep Back 2.15

COM Yard Outside Back 2.25

COM Yard Overall 9.35

MODEL NO.	COM/1	2	3	4	5	6	7	8
PDS96-A72TR-T	5714	6281	6848	7415	7982	8549	9115	9683
PDS96-A72TR-S	7118	7684	8252	8819	9386	9952	10520	11087

ur
p
o
o
a

Podium

Sleep Sofa

Different fabrics may be specified on the seat and on the back. In this case, use the higher grade of the two. No additional upcharge applies. All prices are in CA dollars (CAD).

PDS96-A72TL

DESCRIPTION –

- 96" Sleep Sofa
- Single arm
- 72" seat
- 18" table (left facing)



DIMENSIONS –

- Width 96
- Depth 32
- Height 34
- Seat Width 72
- Seat Depth 20
- Seat Height 18
- Sleep Surface Width 72
- Sleep Surface Depth 27
- Sleep Surface Height 21
- Arm Height 26
- Cubic Feet 61
- Ship Weight 230

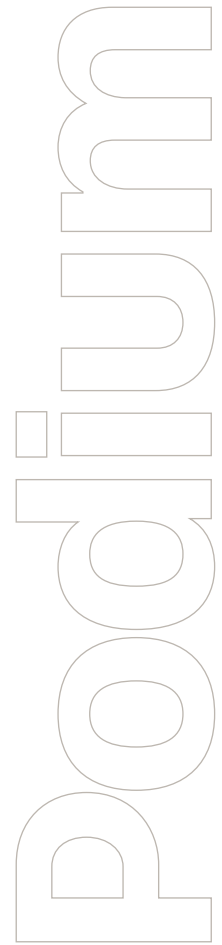
OPTIONS –

- Solid Surface arm cap, *each* + 300
- Thermofoil arm cap, *each* + 200
- Power/USB A+C + 595

COM YARDAGES –

- COM Yard Platform 1.5
- COM Yard Arm 1.2
- COM Yard Sleep Seat 2.25
- COM Yard Sleep Back 2.15
- COM Yard Outside Back 2.25
- COM Yard Overall 9.35

MODEL NO.	COM/1	2	3	4	5	6	7	8
PDS96-A72TL-T	5714	6281	6848	7415	7982	8549	9115	9683
PDS96-A72TL-S	7118	7684	8252	8819	9386	9952	10520	11087



Carson

Sleeper Collection

When ordering this product, specification codes must be added to unit Model Number, as shown below.

NOTE: Upholstery and/or additional options must be specified separately.



WOOD LEG
FINISH -

Carson

MODEL
NUMBER -

WOOD LEG
FINISH -

CRS176F -MA

- AR Aria
- CL Candlelight
- CN Chestnut
- CH Chocolate
- DV Dolce Vita
- GR Grenada
- HM Hard Rock Maple
- HA Havana
- PA Palomino
- PE Pebble
- SA Sand
- WC White Chocolate

Carson

Sleeper Collection

Different fabrics may be specified on the seat and on the back. In this case, use the higher grade of the two. No additional upcharge applies. All prices are in CA dollars (CAD).

CRS176F

DESCRIPTION –

Sleeper



DIMENSIONS –

Width 83
Depth 26.5–44.5
Height 33
Seat Width 76
Seat Depth 18
Seat Height 18.5
Sleep Surface Width 35
Sleep Surface Length 76
Arm Height 26.5
COM Yard Seat / Back 10
COM Yard Arms 3.5
Cubic Feet 45
Ship Weight 250

OPTIONS –

Moisture barrier	+375
4 locking casters	+0
Metal legs	+295
Wood arm caps	+180
Polyurethane arm caps	+185
Corian® Solid Surface arm caps	+475

MODEL NO.	COM/1	2	3	4	5	6	7	8
CRS176F	5483	6119	6758	7397	8036	8675	9313	9953

CRS176A-BS

DESCRIPTION –

Bench Sleeper



DIMENSIONS –

Width 76
Depth 21–39
Height 18.5
Seat Width 76
Seat Depth 18
Seat Height 18.5
Sleep Surface Width 35
Sleep Surface Length 76
COM Yard 9.5
Cubic Feet 20
Ship Weight 150

OPTIONS –

Moisture barrier	+375
4 locking casters	+0
Metal legs	+295

MODEL NO.	COM/1	2	3	4	5	6	7	8
CRS176A-BS	4948	5480	6013	6545	7078	7610	8142	8675

Carson

Strada

Sleeper Collection

When ordering this product, specification codes must be added to unit Model Number, as shown below.

NOTE: Upholstery and/or additional options must be specified separately.



METAL LEG
FINISH -

strada

MODEL
NUMBER -

METAL LEG
FINISH -

STS176-SS

- GM** Gunmetal
- MB** Metallic Beige
- SB** Smooth Black
- SS** Smooth Silver
- TB** Textured Black
- TN** Textured Nickel

Strada

Sleeper Collection

Different fabrics may be specified on the seat and on the back. In this case, use the higher grade of the two. No additional upcharge applies. All prices are in CA dollars (CAD).

STS176

DESCRIPTION –

Sleeper



DIMENSIONS –

Width 80
Depth 32
Height 31.5
Seat Width 76
Seat Depth 20
Seat Height 18
Sleep Surface Width 27
Sleep Surface Length 76
Arm Height 24
COM Yard Seat 5.5
COM Yard Arms 2.5
COM Yard Back Cushion 3
COM Yard Back Panel 3
COM Yard Overall 11
Cubic Feet 48
Ship Weight 190

OPTIONS –

Moisture barrier	+375
4 locking casters	+295
Upholstered arm caps	+0
Corian® Solid Surface arm caps	+225
Power/USB left facing	+395
Power/USB right facing	+395
Power/USB right & left	+790



POWER / USB PORT

MODEL NO.	COM/1	2	3	4	5	6	7	8
STS176	4693	5633	6542	7470	8413	9372	10349	11342



Rochester

Sleep Sofa

When ordering this product, specification codes must be added to unit Model Number, as shown below.

NOTE: Upholstery and/or additional options must be specified separately.



Rochester

MODEL NUMBER -

METAL LEG FINISH -

ARM CAP FINISHES -

ROS177F -SS -DC

GM Gunmetal	Corian® Solid Surface
MB Metallic Beige	BI Bisque
SB Smooth Black	Bleached Nuwood
SS Smooth Silver	CA Canyon
TB Textured Black	CW Cameo White
TN Textured Nickel	DV Dove
	GW Glacier White
	LI Linen
	PG Pearl Gray
	Provence Nuwood
	SG Silver Gray

Rochester

Sleep Sofa

Different fabrics may be specified on the seat and on the back. In this case, use the higher grade of the two. No additional upcharge applies. All prices are in CA dollars (CAD).

ROS177F

DESCRIPTION –

Sleep Sofa



DIMENSIONS –

Width	82
Depth	35
Height	34.5
Seat Width	77
Seat Depth	21.5
Seat Height	18
Arm Height	24.75
COM Yard Overall	10
COM Yard Seat	2.75
COM Yard Back	2.75
COM Yard Arm Surround	5
Cubic Feet	62

OPTIONS –

Moisture barrier	375
Front locking, rear-swivel dual-wheel casters	295
Solid Surface surround arm caps	695

MODEL NO.	COM/1	2	3	4	5	6	7	8
ROS177F	8538	9199	9861	10522	11184	11845	12507	13168

Rochester

Summit

Privacy Screens

When ordering this product, specification codes must be added to unit Model Number, as shown below.

NOTE: Upholstery and additional options must be specified separately.



MODEL
NUMBER –

SUP13652

Summit

Summit

Privacy Screens

Different fabrics may be specified on the front and back. In this case, use the higher grade of the two. No additional upcharge applies. All prices are in CA dollars (CAD).

SUP13652

DESCRIPTION –

Single Freestanding Screen



DIMENSIONS –

Width 16
Depth 36
Height 52.25
COM 2.9
Cubic Feet 5
Ship Weight 13

MODEL NO.	COM/1	2	3	4	5	6	7	8
SUP13652	1035	1325	1646	2001	2409	2867	3325	3783

SUP23652

DESCRIPTION –

Double Freestanding Screen



DIMENSIONS –

Width 34.25
Depth 37
Height 52.25
COM 5.8
Cubic Feet 5
Ship Weight 23

MODEL NO.	COM/1	2	3	4	5	6	7	8
SUP23652	1833	2406	3045	3753	4560	5469	6378	7286

SUP33652

DESCRIPTION –

Triple Freestanding Screen



DIMENSIONS –

Width 72
Depth 37
Height 52.25
COM 8.7
Cubic Feet 5
Ship Weight 34

MODEL NO.	COM/1	2	3	4	5	6	7	8
SUP33652	2706	3564	4518	5585	6786	8145	9505	10865

Summit

Ventura

Casework Collection

When ordering this product, specification codes must be added to unit Model Number, as shown below.



Ventura

MODEL
NUMBER –

FINISH
MODEL NO. –

SVC SER-C-L-HM

- AR** Aria
- CL** Candlelight
- CN** Chestnut
- CH** Chocolate
- DV** Dolce Vita
- GR** Grenada
- HM** Hard Rock Maple
- HA** Havana
- PA** Palomino
- PE** Pebble
- SA** Sand
- WC** White Chocolate

SVCSE-A-L

DESCRIPTION –

Small Exam Room A
Left facing

DIMENSIONS –

Width 46
Depth 20
Height 30
Cubic Feet 18



MODEL NO.

SVCSE-A-L Small Exam Room A, left CAD \$ 6721

Included Features/Options: plumbing access panel

SVCSE-A-R

DESCRIPTION –

Small Exam Room A
Right facing

DIMENSIONS –

Width 46
Depth 20
Height 30
Cubic Feet 18



MODEL NO.

SVCSE-A-R Small Exam Room A, right CAD \$ 6721

Included Features/Options: plumbing access panel

Ventura

SVCSEB-B-L

DESCRIPTION –

Small Exam Room B
Left facing



DIMENSIONS –

Width 49
Depth 20
Height 81
Cubic Feet 24

MODEL NO.

SVCSEB-B-L Small Exam Room B, left CAD \$ 9991

Included Features/Options: plumbing access panel, glove box with solid surface faceplate

SVCSEB-B-R

DESCRIPTION –

Small Exam Room B
Right facing



DIMENSIONS –

Width 49
Depth 20
Height 81
Cubic Feet 24

MODEL NO.

SVCSEB-B-R Small Exam Room B, right CAD \$ 9991

Included Features/Options: plumbing access panel, glove box with solid surface faceplate

Ventura

Casework Collection

SVCSE-C-L

DESCRIPTION –

Small Exam Room C

Left facing



DIMENSIONS –

Width 48.5

Depth 20

Height 81

Cubic Feet 30

MODEL NO.

SVCSE-C-L Small Exam Room C, left

CAD \$ 10262

Included Features/Options: plumbing access panel, glove box with solid surface faceplate, side splash

SVCSE-C-R

DESCRIPTION –

Small Exam Room C

Right facing



DIMENSIONS –

Width 48.5

Depth 20

Height 81

Cubic Feet 30

MODEL NO.

SVCSE-C-R Small Exam Room C, right

CAD \$ 10262

Included Features/Options: plumbing access panel, glove box with solid surface faceplate, side splash

Ventura

SVCMER-L

DESCRIPTION –

Medium Exam Room
Left facing



DIMENSIONS –

Width 66.5

Depth 20

Height 81

Cubic Feet 41

MODEL NO.

SVCMER-L	Medium Exam Room, left	CAD \$	16165
-----------------	------------------------	--------	-------

Included Features/Options: plumbing access panel, glove box with solid surface faceplate, integrated trash pull out, side splash

SVCMER-R

DESCRIPTION –

Medium Exam Room
Right facing



DIMENSIONS –

Width 66.5

Depth 20

Height 81

Cubic Feet 41

MODEL NO.

SVCMER-R	Medium Exam Room, right	CAD \$	16165
-----------------	-------------------------	--------	-------

Included Features/Options: plumbing access panel, glove box with solid surface faceplate, integrated trash pull out, side splash

SVCLER-L

DESCRIPTION –

Large Exam Room
Left facing

DIMENSIONS –

Width 73
Depth 20
Height 81
Cubic Feet 46



MODEL NO.

SVCLER-L Large Exam Room, left CAD \$ 16503

Included Features/Options: plumbing access panel, glove box with solid surface faceplate, integrated trash pull out

SVCLER-R

DESCRIPTION –

Large Exam Room
Right facing

DIMENSIONS –

Width 73
Depth 20
Height 81
Cubic Feet 46



MODEL NO.

SVCLER-R Large Exam Room, right CAD \$ 16503

Included Features/Options: plumbing access panel, glove box with solid surface faceplate, integrated trash pull out

Ventura

SVCPR-L

DESCRIPTION –

Procedure Room
Left facing

DIMENSIONS –

Width 91
Depth 20
Height 81
Cubic Feet 57



MODEL NO.

SVCPR-L	Procedure Room, left	CAD \$	18997
----------------	----------------------	--------	-------

Included Features/Options: plumbing access panel, glove box with solid surface faceplate, integrated trash pull out

SVCPR-R

DESCRIPTION –

Procedure Room
Right facing

DIMENSIONS –

Width 91
Depth 20
Height 81
Cubic Feet 57



MODEL NO.

SVCPR-R	Procedure Room, right	CAD \$	18997
----------------	-----------------------	--------	-------

Included Features/Options: plumbing access panel, glove box with solid surface faceplate, integrated trash pull out

Ventura

SVCDD-L

DESCRIPTION –

Doctor's Dictation
Left facing

DIMENSIONS –

Width 91
Depth 20
Height 75
Cubic Feet 32

MODEL NO.

SVCDD-L Doctor's Dictation, left CAD \$ 13421

Included Features/Options: glove box with solid surface faceplate, integrated trash pull out



SVCDD-R

DESCRIPTION –

Doctor's Dictation
Right facing

DIMENSIONS –

Width 91
Depth 20
Height 75
Cubic Feet 32

MODEL NO.

SVCDD-R Doctor's Dictation, right CAD \$ 13421

Included Features/Options: glove box with solid surface faceplate, integrated trash pull out



Ventura

Ventura
Casework Collection

SVCWA

DESCRIPTION –

Work Area

DIMENSIONS –

Width 151

Depth 20

Height 75

Cubic Feet 71



MODEL NO.

SVCWA Work Area CAD \$ 22686

Included Features/Options: glove box with solid surface faceplate, integrated trash pull out

Ventura

Kindred

Casegoods Collection

When ordering this product, specification codes must be added to unit Model Number, as shown below.

NOTE: Upholstery and/or additional options must be specified separately.



Kindred

MODEL NUMBER –

FINISH MODEL NO. –

TOP STYLE –

FACE STYLE –

KICK STYLE –

PULL STYLE –

SK120 – HM – TSS – FE – PB – HTP

AR Aria	Standard	FA Ainslie	KB Birmingham	Standard
CL Candlelight	TB Belmont	FC Champlain	KM Montgomery	HSC Brushed Stainless
CN Chestnut	TR Richmond	FE Elgin	KP Providence	HEP Euro Pull
CH Chocolate	TS Santa Fe	FM Montrose	KS Solid Kick	Premium
DV Dolce Vita	Premium			HCP Contemporary Pull
GR Grenada	TSS Solid Surface			HTP Transitional Pull
HM Hard Rock Maple	TSP Spill Top			
HA Havana				
PA Palomino				
PE Pebble				
SA Sand				
WC White Chocolate				

Kindred

Casegoods Collection

Kindred

STANDARD TOP STYLES –



Belmont

Santa Fe

Richmond

Spill Top

Solid Surface

PREMIUM TOP STYLES –

FACE STYLES –



Elgin

Ainslie

Champlain

Montrose

STANDARD KICK STYLES –




Montgomery

Birmingham

Providence

Solid Kick


STANDARD PULL OPTIONS –



Curved Pull
Brushed
Stainless

Euro Pull
Brushed
Stainless

PREMIUM PULL OPTIONS –



Transitional
Pull Chrome

Contemporary
Pull Brushed
Stainless

BESIDE TABLE OPTIONS –



Concealed
self-locking
caster system



Plastic drawer
liner



Top drawer
lock



Galley rails
(set of 3)



Various caster
options



Corian® Solid
Surface top

Kindred

Casegoods Collection

Standard sizes shown. Custom sizes and configurations available upon request. Call for pricing.

SK100-24

DESCRIPTION –

Bedside Table



DIMENSIONS –

Width 20	
Depth 19	
Height 24	
Cubic Feet 10	
Ship Weight 60	

OPTIONS –

Thermoformed top with spill edge	+98
Corian® Solid Surface top	+995
Transitional pull	+18
Contemporary pull	+35
Concealed self-locking caster system	+495
Concealed non-locking casters (4)	+80
Concealed non-locking casters (rear)	+40
Exposed casters (4) front locking	+270
Plastic drawer liner (per drawer)	+95
Top drawer lock	+55
Galley rails (set of 3)	+298

MODEL NO.

SK100-24	24" overall height, 1 drawer	CAD \$	923
-----------------	------------------------------	--------	-----

SK100-30

DESCRIPTION –

Bedside Table



DIMENSIONS –

Width 20	
Depth 19	
Height 30	
Cubic Feet 10	
Ship Weight 76	

OPTIONS –

Thermoformed top with spill edge	+98
Corian® Solid Surface top	+995
Transitional pull	+18
Contemporary pull	+35
Concealed self-locking caster system	+495
Concealed non-locking casters (4)	+80
Concealed non-locking casters (rear)	+40
Exposed casters (4) front locking	+270
Plastic drawer liner (per drawer)	+95
Top drawer lock	+55
Galley rails (set of 3)	+298

MODEL NO.

SK100-30	30" overall height, 1 drawer, open fixed shelf	CAD \$	955
-----------------	--	--------	-----

Kindred

Kindred

Casegoods Collection

Standard sizes shown. Custom sizes and configurations available upon request. Call for pricing.

SK110-L / SK110-R

DESCRIPTION –

Bedside Table, left-hinged

Bedside Table, right-hinged



DIMENSIONS –

Width 20

Depth 19

Height 29.5

Cubic Feet 10

Ship Weight 83

OPTIONS –

Thermoformed top with spill edge +98

Corian® Solid Surface top +995

Transitional pull +18

Contemporary pull +35

Concealed self-locking caster system +495

Concealed non-locking casters (4) +80

Concealed non-locking casters (rear) +40

Exposed casters (4) front locking +270

Plastic drawer liner (per drawer) +95

Top drawer lock +55

Galley rails (set of 3) +298

MODEL NO.

SK110-L 1 door left-hinged, 1 drawer CAD \$ 1085

SK110-R 1 door right-hinged, 1 drawer (shown) CAD \$ 1085

Kindred

Kindred

Casegoods Collection

Standard sizes shown. Custom sizes and configurations available upon request. Call for pricing.

SK120

DESCRIPTION –

3-drawer Bedside Table



DIMENSIONS –

Width 20
Depth 19
Height 29.5
Cubic Feet 10
Ship Weight 95

OPTIONS –

Thermoformed top with spill edge	+98
Corian® Solid Surface top	+995
Transitional pull	+18
Contemporary pull	+35
Concealed self-locking caster system	+495
Concealed non-locking casters (4)	+80
Concealed non-locking casters (rear)	+40
Exposed casters (4) front locking	+270
Plastic drawer liner (per drawer)	+95
Top drawer lock	+55
Galley rails (set of 3)	+298

MODEL NO.

SK120	3-drawers	CAD \$	1254
--------------	-----------	--------	------

SK200

DESCRIPTION –

3-drawer Dresser



DIMENSIONS –

Width 32
Depth 19
Height 29.5
Cubic Feet 15
Ship Weight 143

OPTIONS –

Thermoformed top with spill edge	+98
Transitional pull	+18
Contemporary pull	+35
Top drawer lock	+55

MODEL NO.

SK200	3-drawers	CAD \$	1483
--------------	-----------	--------	------

Kindred

Kindred

Casegoods Collection

Standard sizes shown. Custom sizes and configurations available upon request. Call for pricing.

SK210

DESCRIPTION –

4-drawer Dresser



DIMENSIONS –

Width 32
Depth 19
Height 37.75
Cubic Feet 19

OPTIONS –

Thermoformed top with spill edge	+98
Transitional pull	+18
Contemporary pull	+35
Top drawer lock	+55

MODEL NO.

SK210	4-drawers	CAD \$	1786
--------------	-----------	--------	------

SK330-L / SK330-R

DESCRIPTION –

Single Wardrobe, left-hinged

Single Wardrobe, right-hinged



DIMENSIONS –

Width 24
Depth 24
Height 67.25
Cubic Feet 20
Ship Weight 158

OPTIONS –

Contemporary pull	+35
-------------------	-----

MODEL NO.

SK330-L	1 door left-hinged, interior shelf with rail (shown)	CAD \$	2585
SK330-R	1 door right-hinged, interior shelf with rail	CAD \$	2585

Kindred

Kindred

Casegoods Collection

Standard sizes shown. Custom sizes and configurations available upon request. Call for pricing.

SK335-L / SK335-R

DESCRIPTION –

Wardrobe with Drawer, left-hinged
Wardrobe with Drawer, right-hinged



DIMENSIONS –

Width 24
Depth 24
Height 67.25
Cubic Feet 20
Ship Weight 167

OPTIONS –

Transitional pull +18
Contemporary pull +35

MODEL NO.

SK335-L	1 door left-hinged, 1 drawer, interior shelf with rail (shown)	CAD \$	2737
SK335-R	1 door right-hinged, 1 drawer, interior shelf with rail	CAD \$	2737

SK300

DESCRIPTION –

Wardrobe
36" wide



DIMENSIONS –

Width 36
Depth 24
Height 67.25
Cubic Feet 42
Ship Weight 257

OPTIONS –

Transitional pull +18
Contemporary pull +35

MODEL NO.

SK300	2 doors, no drawer, interior shelf with hanger rail	CAD \$	3102
--------------	---	--------	------

SK310

DESCRIPTION –

Wardrobe with Drawer
36" wide



DIMENSIONS –

Width 36
Depth 24
Height 67.25
Cubic Feet 42
Ship Weight 272

OPTIONS –

Transitional pull +18
Contemporary pull +35

MODEL NO.

SK310	2 doors, drawer, interior shelf with hanger rail	CAD \$	3495
--------------	--	--------	------

Kindred

Kindred

Casegoods Collection

Standard sizes shown. Custom sizes and configurations available upon request. Call for pricing.

SK400

DESCRIPTION –

Wall-mounted Mirror



DIMENSIONS –

Width 32

Depth 0.75

Height 24

OPTIONS –

Cubic Feet 0.75

Ship Weight 16

MODEL NO.

PRICE

MODEL NO.		CAD \$	PRICE
SK400	Matches Kindred Series Cabinets	CAD \$	921

SK500-36 / SK500-42 / SK500-48

DESCRIPTION –

36" Writing Desk

42" Writing Desk

48" Writing Desk



DIMENSIONS –

Width 36 / 42 / 48

Depth 19

Height 29.5

Cubic Feet 14 / 16 / 18

Ship Weight 85

OPTIONS –

Thermoformed top with spill edge +98

Corian® Solid Surface top +995

Transitional pull +18

Contemporary pull +35

MODEL NO.

SK500-36	36" Writing Desk with center pencil drawer (shown)	CAD \$	1556
SK500-42	42" Writing Desk with center pencil drawer	CAD \$	1702
SK500-48	48" Writing Desk with center pencil drawer	CAD \$	1813

Kindred

Kindred

Casegoods Collection

Standard sizes shown. Custom sizes and configurations available upon request. Call for pricing.

SK600E-SHB / SK600E-SFB / SK600E-DHB / SK600E-DFB

DESCRIPTION –

MODEL NO. –

Elgin Head Boards

SK600E-SHB 39" x 22" Elgin single headboard (shown) CAD \$ 683

Elgin Foot Boards

SK600E-SFB 39" x 16" Elgin single footboard CAD \$ 683

SK600E-DHB 54" x 22" Elgin double headboard CAD \$ 851

SK600E-DFB 54" x 16" Elgin double headboard CAD \$ 851



Headboards come with universal mounting cleats for mounting to the wall or to a residential-style bed frame.

For mounting holes and cut-outs for bed controls, please provide a template from bed manufacturer. In this case, the following charges will apply: \$62.00/head or foot board, plus a one-time programming charge of \$150.00

SK600A-DHB / SK600A-DFB / SK600A-DHB / SK600A-DFB

DESCRIPTION –

MODEL NO. –

Ainslie Head Boards

SK600A-SHB 39" x 22" Ainslie single headboard CAD \$ 683

Ainslie Foot Boards

SK600A-SFB 39" x 16" Ainslie single footboard CAD \$ 683

SK600A-DHB 54" x 22" Ainslie double headboard CAD \$ 851

SK600A-DFB 54" x 16" Ainslie double headboard CAD \$ 851



Headboards come with universal mounting cleats for mounting to the wall or to a residential-style bed frame.

For mounting holes and cut-outs for bed controls, please provide a template from bed manufacturer. In this case, the following charges will apply: \$62.00/head or foot board, plus a one-time programming charge of \$150.00

Kindred



Gibraltar

MODEL
NUMBER -

FINISH
CODE -

FACE
STYLE -

SG120 -SF -LAM

AR Aria **TFP** Thermoformed

CL Candlelight **LAM** Laminate

CN Chestnut

CH Chocolate

DV Dolce Vita

GR Grenada

HM Hard Rock Maple

HA Havana

PA Palomino

PE Pebble

SA Sand

WC White Chocolate

Gibraltar

Casegoods Collection

Standard sizes shown. Custom sizes and configurations available upon request. Call for pricing.

SG110-L / SG110-R

DESCRIPTION –

Bedside Table, left-hinged

Bedside Table, right-hinged



DIMENSIONS –

Width 21.5

Depth 20

Height 30

Cubic Feet 12

Ship Weight 86

OPTIONS –

Thermoformed top with spill edge +125

Corian® Solid Surface top +995

Laminate upper shelf +120

Thermofoil upper shelf +195

Corian® Solid Surface upper shelf +595

Galley rails (set of 3) +298

Plastic drawer liner (per drawer) +95

Top drawer lock +55

Casters – rear leg only +58

Exposed casters (4) front locking +85

MODEL NO.

SG110-L	Laminate finish with curved pull (shown)	CAD \$	1332
SG110-R	Laminate finish with curved pull	CAD \$	1332

BEDSIDE TABLE OPTIONS –



Thermoformed top with spill edge



Corian® Solid Surface top



Upper Shelf



Galley rails (set of 3)



Plastic drawer liner



Top drawer lock



Casters – rear leg only



Casters – all 4 legs

Gibraltar

Gibraltar

Casegoods Collection

Standard sizes shown. Custom sizes and configurations available upon request. Call for pricing.

SG120

DESCRIPTION –

3-drawer Bedside Table



DIMENSIONS –

Width 21.5

Depth 20

Height 30

Cubic Feet 12

Ship Weight 106

OPTIONS –

Thermoformed top with spill edge +125

Corian® Solid Surface top +995

Laminate upper shelf +120

Thermofoil upper shelf +195

Corian® Solid Surface upper shelf +595

Galley rails (set of 3) +298

Plastic drawer liner (per drawer) +95

Top drawer lock +55

Casters - rear leg only +58

Exposed casters (4) front locking +85

MODEL NO.

SG120	Laminate finish with curved pull	CAD \$	1497
--------------	----------------------------------	--------	------

BEDSIDE TABLE OPTIONS –



Thermoformed top with spill edge



Corian® Solid Surface top



Upper Shelf



Galley rails (set of 3)



Plastic drawer liner



Top drawer lock



Casters - rear leg only



Casters - all 4 legs

Gibraltar

Gibraltar

Casegoods Collection

Standard sizes shown. Custom sizes and configurations available upon request. Call for pricing.

SG100

DESCRIPTION –

1-Drawer Bedside Table

With open shelf



DIMENSIONS –

Width 21.5

Depth 20

Height 30

Cubic Feet 12

Ship Weight 60

OPTIONS –

Thermoformed top with spill edge +125

Corian® Solid Surface top +995

Laminate upper shelf +120

Thermofoil upper shelf +195

Corian® Solid Surface upper shelf +595

Galley rails (set of 3) +298

Plastic drawer liner (per drawer) +95

Top drawer lock +55

Casters - rear leg only +58

Exposed casters (4) front locking +85

MODEL NO.

SG100	Laminate finish with curved pull	CAD \$	1202
--------------	----------------------------------	--------	------

BEDSIDE TABLE OPTIONS –



Thermoformed top with spill edge



Corian® Solid Surface top



Upper Shelf



Galley rails (set of 3)



Plastic drawer liner



Top drawer lock



Casters - rear leg only



Casters - all 4 legs

Gibraltar

Gibraltar

Casegoods Collection

Standard sizes shown. Custom sizes and configurations available upon request. Call for pricing.

SG130

DESCRIPTION –

Bedside Table
With 3 open fixed shelves



DIMENSIONS –

Width 21.5
Depth 20
Height 30
Cubic Feet 12
Ship Weight 56

OPTIONS –

Thermoformed top with spill edge +125
Corian® Solid Surface top +995
Laminate upper shelf +120
Thermofoil upper shelf +195
Corian® Solid Surface upper shelf +595
Galley rails (set of 3) +298
Casters – rear leg only +58
Exposed casters (4) front locking +85

MODEL NO.

SG130	Laminate finish	CAD \$	1076
--------------	-----------------	--------	------

BEDSIDE TABLE OPTIONS –



Thermoformed top with spill edge



Corian® Solid Surface top



Upper Shelf



Galley rails (set of 3)



Plastic drawer liner



Top drawer lock



Casters – rear leg only



Casters – all 4 legs

Gibraltar

Gibraltar

Casegoods Collection

Standard sizes shown. Custom sizes and configurations available upon request. Call for pricing.

SG200

DESCRIPTION –

3-Drawer Dresser



DIMENSIONS –

Width 34

Depth 20

Height 32

Cubic Feet 15

Ship Weight 134

OPTIONS –

Top drawer lock

+55

MODEL NO.

PRICE

MODEL NO.		PRICE
SG200	Laminate finish with curved pull	CAD \$ 1929

SG210

DESCRIPTION –

4-Drawer Dresser



DIMENSIONS –

Width 34

Depth 20

Height 41

Cubic Feet 20

Ship Weight 168

OPTIONS –

Top drawer lock

+55

MODEL NO.

PRICE

MODEL NO.		PRICE
SG210	Laminate finish with curved pull	CAD \$ 2298

Gibraltar

Gibraltar

Casegoods Collection

Standard sizes shown. Custom sizes and configurations available upon request. Call for pricing.

SG330-L / SG330-R

DESCRIPTION –

Single Wardrobe, left-hinged

Single Wardrobe, right-hinged



DIMENSIONS –

Width 25.25

Depth 22.375

Height 68.5

Cubic Feet 20

Ship Weight 156

MODEL NO.

PRICE

SG330-L	Single door, interior shelf with hanger rail Laminate finish with curved pull (shown)	CAD \$	2674
SG330-R	Single door, interior shelf with hanger rail Laminate finish with curved pull	CAD \$	2674

SG335-L / SG335-R

DESCRIPTION –

Single Wardrobe with drawer, left-hinged

Single Wardrobe with drawer, right-hinged



DIMENSIONS –

Width 25.25

Depth 22.375

Height 68.5

Cubic Feet 20

Ship Weight 165

MODEL NO.

PRICE

SG335-L	Single door, 1 drawer, interior shelf with hanger rail Laminate finish with curved pull (shown)	CAD \$	2844
SG335-R	Single door, 1 drawer, interior shelf with hanger rail Laminate finish with curved pull	CAD \$	2844

Gibraltar

Gibraltar

Casegoods Collection

Standard sizes shown. Custom sizes and configurations available upon request. Call for pricing.

SG300

DESCRIPTION –

Double Wardrobe



DIMENSIONS –

Width 38

Depth 22.375

Height 68.5

Cubic Feet 42

Ship Weight 239

MODEL NO.

PRICE

MODEL NO.		CAD \$	PRICE
SG300	2 doors, no drawer, interior shelf with hanger rail Laminate finish with curved pull		3271

SG310

DESCRIPTION –

Double Wardrobe, drawer



DIMENSIONS –

Width 38

Depth 22.375

Height 68.5

Cubic Feet 42

Ship Weight 254

MODEL NO.

PRICE

MODEL NO.		CAD \$	PRICE
SG310	2 doors, 1 drawer, interior shelf with hanger rail Laminate finish with curved pull		3684

Gibraltar

Gibraltar

Casegoods Collection

Standard sizes shown. Custom sizes and configurations available upon request. Call for pricing.

SPB-8036-G50

DESCRIPTION –

Platform Bed



DIMENSIONS –

Width 38
Depth 85.25
Height 15.25
Ship Weight 255
Ship Weight w. enc. underside 267
Cubic Feet 29

OPTIONS –

Enclosed underside +398

MODEL NO.

PRICE

SPB-8036-G50 Platform Bed	CAD \$	3302
---------------------------	--------	------

SPB-8054-G70

DESCRIPTION –

Double Platform Bed



DIMENSIONS –

Width 56.25
Depth 85
Height 15.25
Ship Weight 255
Ship Weight w. enc. underside 267
Cubic Feet 29

OPTIONS –

Enclosed underside +597

MODEL NO.

PRICE

SPB-8054-G70 Double Platform Bed	CAD \$	4855
----------------------------------	--------	------

Gibraltar

Royale

Casegoods Collection

When ordering this product, specification codes must be added to unit Model Number, as shown below.

NOTE: Upholstery and/or additional options must be specified separately.



Royale

MODEL NUMBER -

LAMINATE FINISH -

HANDLE FINISH -

OPTIONAL KICK STYLE -

SR110-30-CL -HSK -CK

AR Aria	HSC Brushed Stainless Curved Pull	CK Crescent
CL Candlelight	HEP Bushed Stainless Euro Pull	TK Traditional
CN Chestnut	HSK Brushed Stainless Knob	
CH Chocolate	HBK Brushed Brass Knob	
DV Dolce Vita		
GR Grenada		
HM Hard Rock Maple		
HA Havana		
PA Palomino		
PE Pebble		
SA Sand		
WC White Chocolate		

Royale

Casegoods Collection

Standard sizes shown. Custom sizes and configurations available upon request. Call for pricing.

Royale

SR100-24

DESCRIPTION –

Bedside Table

23.5" height



DIMENSIONS –

Width 20

Depth 20

Height 23.5

Cubic Feet 10

Ship Weight 71

OPTIONS –

Top drawer lock +55

Plastic drawer liner (per drawer) +95

Galley rail (set of 3) +298

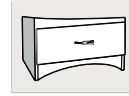
Thermoformed top with spill edge +125

Concealed non-locking casters (4) +80

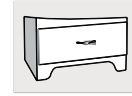
Concealed non-locking casters (rear) +40

Exposed casters (4) front locking +270

Concealed self-locking casters system +495



Crescent
kick option (-CK)



Traditional
kick option (-TK)

MODEL NO.

PRICE

MODEL NO.		PRICE
SR100-24	23.5" overall height, 1 drawer, open fixed shelf	CAD \$ 820

SR100-30

DESCRIPTION –

Bedside Table

29.5" height



DIMENSIONS –

Width 20

Depth 20

Height 29.5

Cubic Feet 10

Ship Weight 71

OPTIONS –

Top drawer lock +55

Plastic drawer liner (per drawer) +95

Galley rail (set of 3) +298

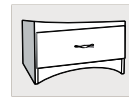
Thermoformed top with spill edge +125

Concealed non-locking casters (4) +80

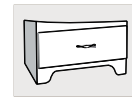
Concealed non-locking casters (rear) +40

Exposed casters (4) front locking +270

Concealed self-locking casters system +495



Crescent
kick option (-CK)



Traditional
kick option (-TK)

MODEL NO.

PRICE

MODEL NO.		PRICE
SR100-30	29.5" overall height, 1 drawer, open fixed shelf	CAD \$ 873

Royale

Casegoods Collection

Standard sizes shown. Custom sizes and configurations available upon request. Call for pricing.

Royale

SR110-L / SR110-R

DESCRIPTION –

Bedside Table, left-hinged

Bedside Table, right-hinged



DIMENSIONS –

Width 20

Depth 20

Height 29.5

Cubic Feet 10

Ship Weight 80

OPTIONS –

Top drawer lock +55

Plastic drawer liner (per drawer) +95

Galley rail (set of 3) +298

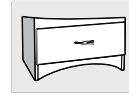
Thermoformed top with spill edge +125

Concealed non-locking casters (4) +80

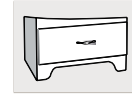
Concealed non-locking casters (rear) +40

Exposed casters (4) front locking +270

Concealed self-locking casters system +495



Crescent
kick option (-CK)



Traditional
kick option (-TK)

MODEL NO.

PRICE

SR110-L	1 drawer, interior fixed shelf (shown)	CAD \$	909
SR110-R	1 drawer, interior fixed shelf	CAD \$	909

SR120

DESCRIPTION –

3-drawer Bedside Table



DIMENSIONS –

Width 20

Depth 20

Height 29.5

Cubic Feet 10

Ship Weight 98

OPTIONS –

Top drawer lock +55

Plastic drawer liner (per drawer) +95

Galley rail (set of 3) +298

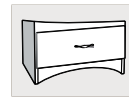
Thermoformed top with spill edge +125

Concealed non-locking casters (4) +80

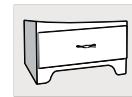
Concealed non-locking casters (rear) +40

Exposed casters (4) front locking +270

Concealed self-locking casters system +495



Crescent
kick option (-CK)



Traditional
kick option (-TK)

MODEL NO.

PRICE

SR120	3 drawers	CAD \$	1050
--------------	-----------	--------	------

Royale

Casegoods Collection

Standard sizes shown. Custom sizes and configurations available upon request. Call for pricing.

Royale

SR200

DESCRIPTION –

3-drawer Dresser

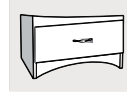


DIMENSIONS –

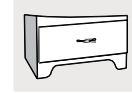
Width 32
 Depth 20
 Height 29.5
 Cubic Feet 15
 Ship Weight 132

OPTIONS –

Top drawer lock +55



Crescent kick option (-CK)



Traditional kick option (-TK)

MODEL NO.

PRICE

MODEL NO.	Configuration	PRICE
SR200	3 drawers	CAD \$ 1358

SR210

DESCRIPTION –

4-drawer Dresser

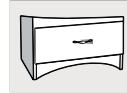


DIMENSIONS –

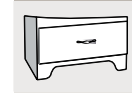
Width 32
 Depth 20
 Height 37.75
 Cubic Feet 19
 Ship Weight 165

OPTIONS –

Top drawer lock +55



Crescent kick option (-CK)



Traditional kick option (-TK)

MODEL NO.

PRICE

MODEL NO.	Configuration	PRICE
SR210	4 drawers	CAD \$ 1663

SR330-L / SR330-R

DESCRIPTION –

Single Wardrobe, left-hinged

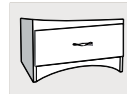
Single Wardrobe, right-hinged



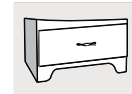
DIMENSIONS –

Width 24
 Depth 24.5
 Height 67.25
 Cubic Feet 20
 Ship Weight 145

OPTIONS –



Crescent kick option (-CK)



Traditional kick option (-TK)

MODEL NO.

PRICE

MODEL NO.	Configuration	PRICE
SR330-L	Single door, interior shelf with hanger rail	CAD \$ 2072
SR330-R	Single door, interior shelf with hanger rail (shown)	CAD \$ 2072

Royale

Casegoods Collection

Standard sizes shown. Custom sizes and configurations available upon request. Call for pricing.

Royale

SR335-L / SR335-R

DESCRIPTION –

Single Wardrobe with Drawer, left-hinged

Single Wardrobe with Drawer, right-hinged



DIMENSIONS –

Width 24

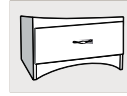
Depth 24.5

Height 67.25

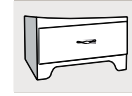
Cubic Feet 20

Ship Weight 155

OPTIONS –



Crescent
kick option (-CK)



Traditional
kick option (-TK)

MODEL NO.

PRICE

MODEL NO.	Description	CAD \$	PRICE
SR335-L	Single door, 1 drawer, interior shelf with hanger rail (shown)	CAD \$	2435
SR335-R	Single door, 1 drawer, interior shelf with hanger rail	CAD \$	2435

SR300

DESCRIPTION –

Double Wardrobe



DIMENSIONS –

Width 36

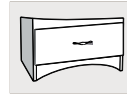
Depth 24.5

Height 67.25

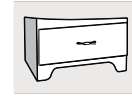
Cubic Feet 42

Ship Weight 235

OPTIONS –



Crescent
kick option (-CK)



Traditional
kick option (-TK)

MODEL NO.

PRICE

MODEL NO.	Description	CAD \$	PRICE
SR300	2 doors, no drawer, interior shelf with hanger rail	CAD \$	2728

SR310

DESCRIPTION –

Double Wardrobe, 1-drawer



DIMENSIONS –

Width 36

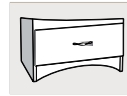
Depth 24.5

Height 67.25

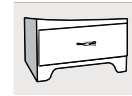
Cubic Feet 42

Ship Weight 250

OPTIONS –



Crescent
kick option (-CK)



Traditional
kick option (-TK)

MODEL NO.

PRICE

MODEL NO.	Description	CAD \$	PRICE
SR310	2 doors, 1 drawer, interior shelf with hanger rail	CAD \$	2950

Royale

Casegoods Collection

Standard sizes shown. Custom sizes and configurations available upon request. Call for pricing.

SR600-SHB / SR600-SFB

DESCRIPTION –	MODEL NO. –	OPTIONS –		
Royale Single Headboard	SR600-SHB	39" x 22" Royale single headboard	CAD \$	682
Royale Single Footboard	SR600-SFB	39" x 16" Royale single footboard	CAD \$	682



SR600-DHB / SR600-DFB

DESCRIPTION –	MODEL NO. –	OPTIONS –		
Royale Double Headboard	SR600-DHB	54" x 22" Royale double headboard	CAD \$	851
Royale Double Footboard	SR600-DFB	54" x 16" Royale double footboard	CAD \$	851



Royale

Royale

Casegoods Collection

Standard sizes shown. Custom sizes and configurations available upon request. Call for pricing.

SPB-8036-R

DESCRIPTION –

Platform Bed



DIMENSIONS –

Width 38.25
Length 82
Height 30 (35 with casters)
Deck Height 13.5 (18.5 with casters)
Cubic Feet 60
Ship Weight 220

OPTIONS –

Locking casters	+354
2 storage drawers (specify -L or -R)	+690
Mattress, model SF36805, 36x80	+1199

MODEL NO.

SPB-8036-R Platform Bed

PRICE

CAD \$ 2559

SPB-8054-R

DESCRIPTION –

Double Platform Bed

With high headboard



DIMENSIONS –

Width 58.25
Length 82
Height 30.25
Cubic Feet 84
Ship Weight 290

OPTIONS –

Locking casters	+354
2 storage drawers (specify -L or -R)	+690
Mattress, model SF54805, 54x80	+1798

MODEL NO.

SPB-8054-R Double Platform Bed, high headboard

PRICE

CAD \$ 3763

Royale

Mattress
Bed Accessories

SF36805

DESCRIPTION –

Mattress



DIMENSIONS –

Width 80
Depth 36
Height 5
Cubic Feet 14
Ship Weight 18

MODEL NO.		PRICE
SF36805	CAD \$	1320

SF36805-PW

DESCRIPTION –

Mattress
With built-in pillow



DIMENSIONS –

Width 80
Depth 36
Height 5
Cubic Feet 14
Ship Weight 18

MODEL NO.		PRICE
SF36805-PW	CAD \$	1492

Mattresses

Mattress
Bed Accessories

SF54805

DESCRIPTION –

Mattress



DIMENSIONS –

Width 80
Depth 54
Height 5
Cubic Feet 22
Ship Weight 27

MODEL NO.	PRICE
SF54805 Mattress	CAD \$ 1980

SF54805-PW

DESCRIPTION –

Mattress
With built-in pillow



DIMENSIONS –

Width 80
Depth 54
Height 5
Cubic Feet 22
Ship Weight 27

MODEL NO.	PRICE
SF54805-PW Mattress, built-in pillow	CAD \$ 2239

Mattresses

Bed Frame/ Box Spring

Bed Accessories

NOTE: Bed frames are adjustable and accommodate any size box spring/mattress up to 60" wide.

BFG

DESCRIPTION –

Metal Bed Frame

With glides

Image not available

DIMENSIONS –

Size 36 –39 –48 –54 –60

Side Rail 1.25 x 1.25 x 73.5

Cross Rail 1.25 x 1.25 x 73.625

Center Support 1.25 x 1.25 x 55.25

From the Floor 5.5

Ship Weight 30

MODEL NO.

PRICE

MODEL NO.		PRICE
BFG	Metal Bed Frame, glides	CAD \$ 352

BFC

DESCRIPTION –

Metal Bed Frame

With locking casters



DIMENSIONS –

Size 36 –39 –48 –54 –60

Side Rail 1.25 x 1.25 x 73.5

Cross Rail 1.25 x 1.25 x 73.625

Center Support 1.25 x 1.25 x 55.25

From the Floor 5.5

Ship Weight 30

MODEL NO.

PRICE

MODEL NO.		PRICE
BFC	Metal Bed Frame, locking casters	CAD \$ 352

BX3680

DESCRIPTION –

Box Spring



DIMENSIONS –

Width 36

Depth 80

Height 6

MODEL NO.

PRICE

MODEL NO.		PRICE
BX3680	36" x 80" Box Spring	CAD \$ 1649

ACCESSORIES

Eclipse

Overbed Tables Collection

When ordering this product, specification codes must be added to unit Model Number, as shown below.

NOTE: Upholstery and/or additional options must be specified separately.



THERMOFOIL
FINISH –

COLUMN / BASE FINISH –
– CHROME
– ALMOND
– SILVER
– TEXTURED BLACK

MODEL
NUMBER –

THERMOFOIL
FINISH –

ST140 –CH

- AR Aria
- CL Candlelight
- CN Chestnut
- CH Chocolate
- DV Dolce Vita
- GR Grenada
- HM Hard Rock Maple
- HA Havana
- PA Palomino
- PE Pebble
- SA Sand
- WC White Chocolate

STANLEY
ECLIPSE

Eclipse

Overbed Tables Collection

ST140

DESCRIPTION –

Overbed Table, H-style base
Mechanical spring mechanism



DIMENSIONS –

Width 30
Depth 16
Height 29–45
Base Height 3 –1/4
Cubic Feet 4
Ship Weight 30

OPTIONS –

Vanity tray w/mirror +185




VANITY TRAY
WITH MIRROR

MODEL NO.

PRICE

MODEL NO.		PRICE
ST140	Thermofoil top, spill containment	CAD \$ 876



Olsen

Overbed Tables Collection

When ordering this product, specification codes must be added to unit Model Number, as shown below.

NOTE: Upholstery and/or additional options must be specified separately.

THERMOFOIL
FINISH -



U
O
S
I
O
O
L
S
E
N

MODEL
NUMBER -

THERMOFOIL
FINISH -

ST200 -CH

- AR Aria
- CL Candlelight
- CN Chestnut
- CH Chocolate
- DV Dolce Vita
- GR Grenada
- HM Hard Rock Maple
- HA Havana
- PA Palomino
- PE Pebble
- SA Sand
- WC White Chocolate

Olsen

Overbed Tables Collection

ST200

DESCRIPTION –

Overbed Table, low-profile u-base
Pneumatic cylinder mechanism



DIMENSIONS –

Width 18

Depth 32

Height 28–45

Base Height 2-1/8

Cubic Feet 4

Ship Weight 40

OPTIONS –

Vanity tray with mirror +185



VANITY TRAY
WITH MIRROR

MODEL NO.

PRICE

MODEL NO.			PRICE
ST200	Thermofoil top, spill containment	CAD \$	1359

ST200-EXT

DESCRIPTION –

Overbed Table, flip-up extension
Pneumatic cylinder mechanism



DIMENSIONS –

Width 18

Depth 44

Height 28–45

Base Height 2-1/8

Cubic Feet 4

Ship Weight 43.5

OPTIONS –

Vanity tray with mirror +185




VANITY TRAY
WITH MIRROR

MODEL NO.

PRICE

MODEL NO.			PRICE
ST200-EXT	Thermofoil top, spill containment	CAD \$	1822



Olsen

Overbed Tables Collection

ST200-SO

DESCRIPTION –

Overbed Table, low-profile u-base
Pneumatic cylinder mechanism



DIMENSIONS –

Width 18
Depth 32
Height 28–45
Base Height 2-1/8
Cubic Feet 4
Ship Weight 40

OPTIONS –

Vanity tray with mirror +185



VANITY TRAY
WITH MIRROR

MODEL NO.

PRICE

MODEL NO.			PRICE
ST200-SO	Corian® Solid Surface top, spill groove	CAD \$	2146

ST200-EXT-SO

DESCRIPTION –

Overbed Table, flip-up extension
Pneumatic cylinder mechanism



DIMENSIONS –

Width 18
Depth 44
Height 28–45
Base Height 2-1/8
Cubic Feet 4
Ship Weight 43.5

OPTIONS –

Vanity tray with mirror +185




VANITY TRAY
WITH MIRROR

MODEL NO.

PRICE

MODEL NO.			PRICE
ST200-EXT-SO	Corian® Solid Surface top, spill groove	CAD \$	2849



Olsen

Overbed Tables Collection

ST200C

DESCRIPTION –

Overbed Table, low-profile c-base
Pneumatic cylinder mechanism



DIMENSIONS –

Width 20
Depth 32.5
Height 28–45
Base Height 2.125
Cubic Feet 4
Ship Weight 41.5

OPTIONS –

Vanity tray with mirror +185



VANITY TRAY WITH MIRROR

MODEL NO.		PRICE
ST200C	Thermofoil top, spill containment	CAD \$ 1569

ST200C-EXT

DESCRIPTION –

Overbed Table, flip-up extension
Pneumatic cylinder mechanism



DIMENSIONS –

Width 20
Depth 44.5
Height 28–45
Base Height 2.125
Cubic Feet 4
Ship Weight 44.5


OPTIONS –

Vanity tray with mirror +185



VANITY TRAY WITH MIRROR

MODEL NO.		PRICE
ST200C-EXT	Thermofoil top, spill containment	CAD \$ 1992



Olsen

Overbed Tables Collection

ST200C-SO

DESCRIPTION –

Overbed Table, low-profile c-base
Pneumatic cylinder mechanism



DIMENSIONS –

Width 20
Depth 32.5
Height 28–45
Base Height 2.125
Cubic Feet 4
Ship Weight 41.5

OPTIONS –

Vanity tray with mirror +185



VANITY TRAY
WITH MIRROR

MODEL NO.

PRICE

MODEL NO.		PRICE
ST200C-SO	Corian® Solid Surface top, spill groove	CAD \$ 2310

ST200C-EXT-SO

DESCRIPTION –

Overbed Table, flip-up extension
Pneumatic cylinder mechanism



DIMENSIONS –

Width 20
Depth 44.5
Height 28–45
Base Height 2.125
Cubic Feet 4
Ship Weight 44.5

OPTIONS –

Vanity tray with mirror +185




VANITY TRAY
WITH MIRROR

MODEL NO.

PRICE

MODEL NO.		PRICE
ST200C-EXT-SO	Corian® Solid Surface top, spill groove	CAD \$ 2999



Victory

Overbed Tables Collection

When ordering this product, specification codes must be added to unit Model Number, as shown below.

NOTE: Upholstery and/or additional options must be specified separately.

THERMOFOIL
FINISH –



Victory

MODEL
NUMBER –

THERMOFOIL
FINISH –

ST190 –CH

- AR Aria
- CL Candlelight
- CN Chestnut
- CH Chocolate
- DV Dolce Vita
- GR Grenada
- HM Hard Rock Maple
- HA Havana
- PA Palomino
- PE Pebble
- SA Sand
- WC White Chocolate

Victory

Overbed Tables Collection

ST190

DESCRIPTION –

Overbed Table, low-profile u-base
Pneumatic gas lift mechanism



DIMENSIONS –

Width 40
Depth 18
Height 29–45
Base Height 2–1/4
Cubic Feet 4
Ship Weight 30

OPTIONS –

Vanity tray with mirror +250



VANITY TRAY
WITH MIRROR

MODEL NO.

PRICE

MODEL NO.		PRICE
ST190	Thermofoil top	CAD \$ 2724

Victory

Transcend

Overbed Tables Collection

When ordering this product, specification codes must be added to unit Model Number, as shown below.

NOTE: Upholstery and/or additional options must be specified separately.

THERMOFOIL
FINISH –



MODEL
NUMBER –

THERMOFOIL
FINISH –

ST180-TH-CH

- AR Aria
- CL Candlelight
- CN Chestnut
- CH Chocolate
- DV Dolce Vita
- GR Grenada
- HM Hard Rock Maple
- HA Havana
- PA Palomino
- PE Pebble
- SA Sand
- WC White Chocolate

Transcend

Transcend

Overbed Tables Collection

ST180-TH

DESCRIPTION –

Overbed Table, low-profile u-base
Pneumatic gas lift mechanism



DIMENSIONS –

Width 32
Depth 18
Height 30–45
Base Height 2-1/8
Cubic Feet 5
Ship Weight 42

OPTIONS –

Vanity tray with mirror +250



VANITY TRAY
WITH MIRROR

MODEL NO.

PRICE

MODEL NO.		PRICE
ST180-TH	Thermoformed top, spill containment	CAD \$ 2117

Transcend

Split-Top

Overbed Tables Collection

When ordering this product, specification codes must be added to unit Model Number, as shown below.

NOTE: Upholstery and/or additional options must be specified separately.



THERMOFOIL
FINISH –

COLUMN / BASE FINISH –
– CHROME
– ALMOND
– SILVER
– BLACK

MODEL
NUMBER –

THERMOFOIL
FINISH –

ST170 –CH

- AR Aria
- CL Candlelight
- CN Chestnut
- CH Chocolate
- DV Dolce Vita
- GR Grenada
- HM Hard Rock Maple
- HA Havana
- PA Palomino
- PE Pebble
- SA Sand
- WC White Chocolate

Split-Top
Split-Top
Split-Top

Split-Top

Overbed Tables Collection

ST170

DESCRIPTION –

Overbed Table
Pneumatic gas lift mechanism



DIMENSIONS –

Width 32
Depth 18
Height 29.5-44.5
Base Height 3-1/4
Cubic Feet 12
Ship Weight 80

OPTIONS –

Vanity tray with mirror +250



VANITY TRAY WITH MIRROR

MODEL NO.

PRICE

ST170	Thermofoil top, spill containment, upper only	CAD \$	3272
--------------	---	--------	------

Split-Top
ST170
Price

Examination

Table Collection

When ordering this product, specification codes must be added to unit Model Number, as shown below.

NOTE: Upholstery and/or additional options must be specified separately.

- VINYL COLOR –
- BLUE SKIES
- CHOCOLATE TRUFFLE
- CLASSIC BLACK
- DEEP FOREST
- FINE WINE
- LEMON MERINGUE
- SOFT LINEN
- TRUE GRAPHITE
- TWILIGHT BLUE
- WARM SAND



MODEL
NUMBER –

SE6080SD

Exam

Examination
Table Collection

SE6080

DESCRIPTION –

Exam Table, 4–position stirrups
Removable / replaceable top
Paper roll holder



DIMENSIONS –

Width 58.5
Depth 27
Height 32
Cubic Feet 35
Ship Weight 350

OPTIONS –

Electrical outlet +285
Drawer warmer kit +485
Pelvic tilt +203

MODEL NO.

PRICE

SE6080 2 end drawers and 2 side drawers CAD \$ 11182



Power Examination

Table Collection

- VINYL COLOR –
- BLUE SKIES
 - CHOCOLATE TRUFFLE
 - CLASSIC BLACK
 - DEEP FOREST
 - FINE WINE
 - LEMON MERINGUE
 - SOFT LINEN
 - TRUE GRAPHITE
 - TWILIGHT BLUE
 - WARM SAND



MODEL
NUMBER –

SE4040-300

Power Exam

Examination

Power Table Collection

SE4040-100



DIMENSIONS –

Width 28	
Length 57-76	
Height 18.5-37	
Cubic Feet 17	
Ship Weight 445	

OPTIONS –

Electrical outlet	+285
Drawer warmer kit	+445

MODEL NO.	PRICE
SE4040-100	CAD \$ 29211

Standard features: Power Hi-lo & Power Back, Foot Control, Pelvic Tilt, Drain Pan, Foldaway Stirrups, Front Storage Drawer, 18"-21" Paper Roll Holder

SE4040-200



DIMENSIONS –

Width 28	
Length 57-76	
Height 18.5-37	
Cubic Feet 17	
Ship Weight 445	

OPTIONS –

Electrical outlet	+285
Drawer warmer kit	+445

MODEL NO.	PRICE
SE4040-200	CAD \$ 31984

Standard features: Power Hi-lo & Power Back, Foot Control, Pelvic Tilt, Drain Pan, Foldaway Stirrups, Front Storage Drawer, Rear Storage Drawer, Hand Control with OneTouch Positioning System, 18"-21" Paper Roll Holder

SE4040-300



DIMENSIONS –

Width 28	
Length 57-76	
Height 18.5-37	
Cubic Feet 17	
Ship Weight 485	

OPTIONS –

Electrical outlet	+245
Drawer warmer kit	+0

MODEL NO.	PRICE
SE4040-300	CAD \$ 35536

Standard features: Power Hi-lo & Power Back, Hands-Free Foot Control, Pelvic Tilt, Drain Pan, Foldaway Stirrups, Front Storage Drawer, Rear Storage Drawer, Hand Control with OneTouch Positioning System, Drawer Warmer, OneTouch Wheel Base System, 18"-21" Paper Roll Holder

Power Exam

Treatment

Table Collection

When ordering this product, specification codes must be added to unit Model Number, as shown below.

NOTE: Upholstery and/or additional options must be specified separately.



MODEL
NUMBER –

WOOD
FINISH –

ST6085-DW –SF

- AR Aria
- CL Candlelight
- CN Chestnut
- CH Chocolate
- DV Dolce Vita
- GR Grenada
- HM Hard Rock Maple
- HA Havana
- PA Palomino
- PE Pebble
- SA Sand
- WC White Chocolate

Treatment

Treatment

Table Collection

All prices are in CA dollars (CAD).

ST6085

DESCRIPTION –

Treatment Table
Quick-change paper roll holder



DIMENSIONS –

Width 72
Depth 28
Height 30
COM Yard 3.5
Ship Weight 90

OPTIONS –

Moisture barrier 188

MODEL NO.	COM/1	2	3	4	5	6	7	8
ST6085	2444	2637	2829	3021	3213	3405	3597	3789

ST6085-SH

DESCRIPTION –

Treatment Table, shelf
Quick-change paper roll holder



DIMENSIONS –

Width 72
Depth 28
Height 30
COM Yard 3.5
Ship Weight 125

OPTIONS –

Moisture barrier 188

MODEL NO.	COM/1	2	3	4	5	6	7	8
ST6085-SH	2955	3147	3339	3531	3723	3915	4107	4299

ST6085-DW

DESCRIPTION –

Treatment Table, drawer
Quick-change paper roll holder



DIMENSIONS –

Width 72
Depth 28
Height 30
COM Yard 3.5
Ship Weight 195

OPTIONS –

Moisture barrier 188

MODEL NO.	COM/1	2	3	4	5	6	7	8
ST6085-DW	3637	3829	4021	4213	4405	4597	4790	4982

Treatment

Treatment

Table Collection

All prices are in CA dollars (CAD).

ST6085-ABR

DESCRIPTION –

Treatment Table
Adjustable back rest
Quick-change paper roll holder



DIMENSIONS –

Width 72
Depth 28
Height 30
COM Yard 3.5
Ship Weight 90

OPTIONS –

Moisture barrier 375

MODEL NO.	COM/1	2	3	4	5	6	7	8
ST6085-ABR	3836	4067	4299	4531	4763	4988	5220	5452

ST6085-SH-ABR

DESCRIPTION –

Treatment Table, shelf
Adjustable back rest
Quick-change paper roll holder



DIMENSIONS –

Width 72
Depth 28
Height 30
COM Yard 3.5
Ship Weight 125

OPTIONS –

Moisture barrier 375

MODEL NO.	COM/1	2	3	4	5	6	7	8
ST6085-SH-ABR	4352	4584	4816	5048	5280	5512	5744	5976

ST6085-DW-ABR

DESCRIPTION –

Treatment Table, drawer
Adjustable back rest
Quick-change paper roll holder



DIMENSIONS –

Width 72
Depth 28
Height 30
COM Yard 3.5
Ship Weight 195

OPTIONS –

Moisture barrier 375

MODEL NO.	COM/1	2	3	4	5	6	7	8
ST6085-DW-ABR	5055	5286	5518	5750	5982	6214	6445	6678

Treatment

Physician

Stools Collection

When ordering this product, specification codes must be added to unit Model Number, as shown below.

NOTE: Upholstery and/or additional options must be specified separately.

- VINYL COLOR –
- BLUE SKIES
- CHOCOLATE TRUFFLE
- CLASSIC BLACK
- DEEP FOREST
- FINE WINE
- LEMON MERINGUE
- SOFT LINEN
- TRUE GRAPHITE
- TWILIGHT BLUE



MODEL
NUMBER –

S1200

Physician

Physician

Stools Collection

Physician Stools ship flat-packed in components. No tools required for assembly. All prices are in CA dollars (CAD).

S1200

DESCRIPTION –

Physician Stool



DIMENSIONS –

Width 16
Depth 16
Seat Height 17.5–22.5
Seat Height Counter Height Option 24.25–34.25
Base Diameter 23
COM Yard 0.5
Cubic Feet 4
Ship Weight 15

OPTIONS –

Moisture barrier	+35
Stationary glide	+0
Soft-wheel casters (5)	+35
Counter height	+58
Auto-lock casters	+55
Toe-cap base	+75



TOE-CAP BASE

MODEL NO.	COM/1	2	3	4	5	6	7	8
S1200	575	629	684	738	795	854	913	972

S1240

DESCRIPTION –

Physician Stool, foot ring



DIMENSIONS –

Width 16
Depth 16
Seat Height 17.5–22.5
Seat Height Counter Height Option 24.25–34.25
Base Diameter 23
COM Yard 0.5
Cubic Feet 4
Ship Weight 18

OPTIONS –

Moisture barrier	+35
Stationary glide	+0
Soft-wheel casters (5)	+35
Counter height	+58
Auto-lock casters	+55
Toe-cap base	+75



TOE-CAP BASE

MODEL NO.	COM/1	2	3	4	5	6	7	8
S1240	660	715	770	826	883	942	1000	1059

Physician

Physician

Stools Collection

Physician Stools ship flat-packed in components. No tools required for assembly. All prices are in CA dollars (CAD).

S1200-F

DESCRIPTION –

Physician Stool
Foot-activated, height adjustment



DIMENSIONS –

Width 16
Depth 16
Seat Height 20-25
Seat Height
Counter Height Option 24-31
Base Diameter 23
COM Yard 0.75
Cubic Feet 4
Ship Weight 22

OPTIONS –

Moisture barrier +35
Stationary glide +0
Soft-wheel casters (5) +35
Counter height +58
Auto-lock casters +55

MODEL NO.	COM/1	2	3	4	5	6	7	8
S1200-F	951	1014	1080	1147	1214	1284	1354	1423

S1260

DESCRIPTION –

Physician Stool
Back support



DIMENSIONS –

Width 16
Depth 16
Back Height 30-35
Back Height
Counter Height Option 36.75-46.75
Seat Height 17.5-22.5
Seat Height
Counter Height Option 24.25-34.25
Base Diameter 23
COM Yard 0.75
Cubic Feet 4
Ship Weight 22

OPTIONS –

Moisture barrier +35
Stationary glide +0
Soft-wheel casters (5) +35
Counter height +58
Auto-lock casters +55
Toe-cap base +75



TOE-CAP BASE

MODEL NO.	COM/1	2	3	4	5	6	7	8
S1260	679	740	804	866	931	998	1065	1132

Physician
Stool

Physician

Stools Collection

Physician Stools ship flat-packed in components. No tools required for assembly. All prices are in CA dollars (CAD).

S1280

DESCRIPTION –

Physician Stool
Back support, foot ring



DIMENSIONS –

Width 16
Depth 16
Back Height 30–35
Back Height
Counter Height Option 36.75–46.75
Seat Height 17.5–22.5
Seat Height
Counter Height Option 24.25–34.25
Base Diameter 23
COM Yard 0.75
Cubic Feet 4
Ship Weight 22

OPTIONS –

Moisture barrier +35
Stationary glide +0
Soft-wheel casters (5) +35
Counter height +58
Auto-lock casters +55
Toe-cap base +75



TOE-CAP BASE

MODEL NO.	COM/1	2	3	4	5	6	7	8
S1280	764	827	891	954	1021	1087	1154	1221

S1260-F

DESCRIPTION –

Physician Stool, back support
Foot-activated, height adjustment



DIMENSIONS –

Width 16
Depth 16
Back Height 32.5–37.5
Back Height
Counter Height Option 36.5–43.5
Seat Height 20–25
Seat Height
Counter Height Option 24–31
Base Diameter 23
COM Yard 0.75
Cubic Feet 4
Ship Weight 22

OPTIONS –

Moisture barrier +35
Stationary glide +0
Soft-wheel casters (5) +35
Counter height +58
Auto-lock casters +55

MODEL NO.	COM/1	2	3	4	5	6	7	8
S1260-F	1036	1102	1166	1234	1304	1372	1442	1511

Physician

Laboratory

Stools Collection

When ordering this product, specification codes must be added to unit Model Number, as shown below.

NOTE: Upholstery and/or additional options must be specified separately.

- VINYL COLOR –
- BLUE SKIES
- CHOCOLATE TRUFFLE
- CLASSIC BLACK
- DEEP FOREST
- FINE WINE
- LEMON MERINGUE
- SOFT LINEN
- TRUE GRAPHITE
- TWILIGHT BLUE



MODEL
NUMBER –

S1500

Laboratory

Laboratory

Stools Collection

Physician Stools ship flat-packed in components. No tools required for assembly. All prices are in CA dollars (CAD).

S1500

DESCRIPTION –

Lab Stool, upholstered



DIMENSIONS –

Overall Height	41–51
Seat Width	18.5
Seat Depth	17
Seat Height	23–33
Base Diameter	27
Arm Height	31–44
COM Yard	1.25
Cubic Feet	6
Ship Weight	34

OPTIONS –

Moisture barrier	+35
Stationary glide	+0
Soft-wheel casters (5)	+35
Auto-lock casters	+55
Toe-cap base	+75
Arms	+120



TOE-CAP BASE

MODEL NO.	COM/1	2	3	4	5	6	7	8
S1500	946	1054	1161	1271	1383	1497	1611	1725

S1600

DESCRIPTION –

Lab Stool, polyurethane



DIMENSIONS –

Overall Height	39–49
Seat Width	18
Seat Depth	16.5
Seat Height	23–33
Base Diameter	27
Cubic Feet	6
Ship Weight	34

OPTIONS –

Stationary glide	+0
Soft-wheel casters (5)	+35
Auto-lock casters	+55
Toe-cap base	+75



TOP-CAP BASE

MODEL NO.	PRICE
S1600	CAD \$ 873

Laboratory

Terrace
Outdoor Collection

When ordering this product, specification codes must be added to unit Model Number, as shown below.



Terrace

STANCE MODEL
NUMBER –

TET6H

METAL
FINISH –

–S

HDPE FINISH
(IF APPLICABLE) –

–GN

GM Gunmetal	BK Black
B Black	BL Blue
S Silver	BN Brown
BZ Bronze	GN Green
TT Titanium	GY Gray
	OR Orange

Terrace
Outdoor Collection

TET6H

DESCRIPTION –

6' Table, HDPE



DIMENSIONS –

Width 74

Depth 33

Height 30

Ship Weight 217

Cubic Feet 46

MODEL NO.

PRICE

TET6H

CAD \$

10588

TET6AH

DESCRIPTION –

6' Table, add-on, HDPE



DIMENSIONS –

Width 73

Depth 33

Height 30

Ship Weight 169

Cubic Feet 46

MODEL NO.

PRICE

TET6AH

CAD \$

8235

TEB4H

DESCRIPTION –

4' Bench, HDPE



DIMENSIONS –

Width 50

Depth 20.4

Height 18.4

Seat Height 18

Seat Width 46

Seat Depth 17

Ship Weight 82

Cubic Feet 13

MODEL NO.

PRICE

TEB4H

CAD \$

5491

Terrace

TEB4AH

DESCRIPTION –

4' Bench, add-on, HDPE



DIMENSIONS –

Width 49
 Depth 20.4
 Height 18.4
 Seat Height 18
 Seat Width 46
 Seat Depth 17
 Ship Weight 64
 Cubic Feet 13

MODEL NO.	PRICE	
TEB4AH	CAD \$	3700

TEB6H

DESCRIPTION –

6' Bench, HDPE



DIMENSIONS –

Width 74
 Depth 20.4
 Height 18.4
 Seat Height 18
 Seat Width 70
 Seat Depth 17
 Ship Weight 106
 Cubic Feet 19

MODEL NO.	PRICE	
TEB6H	CAD \$	6820

TEB6AH

DESCRIPTION –

6' Bench, add-on, HDPE



DIMENSIONS –

Width 73
 Depth 20.4
 Height 18.4
 Seat Height 18
 Seat Width 70
 Seat Depth 17
 Ship Weight 88
 Cubic Feet 19

MODEL NO.	PRICE	
TEB6AH	CAD \$	5029

TET6S

DESCRIPTION –

6' Table, steel



DIMENSIONS –

Width 74

Depth 33

Height 30

Ship Weight 250

Cubic Feet 46

MODEL NO.	PRICE	
TET6S	CAD \$	9702

TET6AS

DESCRIPTION –

6' Table, add-on, steel



DIMENSIONS –

Width 73

Depth 33

Height 30

Ship Weight 202

Cubic Feet 46

MODEL NO.	PRICE	
TET6AS	CAD \$	7348

TEB4S

DESCRIPTION –

4' Bench, steel



DIMENSIONS –

Width 50

Depth 20.4

Height 18.4

Seat Height 18

Seat Width 46

Seat Depth 17

Ship Weight 99

Cubic Feet 13

MODEL NO.	PRICE	
TEB4S	CAD \$	6069

Terrace

Terrace
Outdoor Collection

Terrace

TEB4AS

DESCRIPTION –

4' Bench, add-on, steel



DIMENSIONS –

- Width 49
- Depth 20.4
- Height 18.4
- Seat Height 18
- Seat Width 46
- Seat Depth 17
- Ship Weight 81
- Cubic Feet 13

MODEL NO.		PRICE
TEB4AS	CAD \$	4280

TEB6S

DESCRIPTION –

6' Bench, steel



DIMENSIONS –

- Width 74
- Depth 20.4
- Height 18.4
- Seat Height 18
- Seat Width 70
- Seat Depth 17
- Ship Weight 130
- Cubic Feet 19

MODEL NO.		PRICE
TEB6S	CAD \$	6957

TEB6AS

DESCRIPTION –

6' Bench, add-on, steel



DIMENSIONS –

- Width 73
- Depth 20.4
- Height 18.4
- Seat Height 18
- Seat Width 70
- Seat Depth 17
- Ship Weight 112
- Cubic Feet 19

MODEL NO.		PRICE
TEB6AS	CAD \$	5167

Gem

Occasional Table Collection

When ordering this product, specification codes must be added to unit Model Number, as shown below.

NOTE: Additional options must be specified separately.

Gem



METAL
FRAME FINISH -

MODEL
NUMBER -

METAL FRAME
FINISH -

GETS-2020-16-SS

GM Gunmetal

MB Metallic Beige

SB Smooth Black

SS Smooth Silver

TB Textured Black

TN Textured Nickel

Gem

Occasional Table Collection

Gem

GETS-2020-16

DESCRIPTION –

End Table, soft-square



DIMENSIONS –

Width 19.75
Depth 19.75
Height 16
Cubic Feet 4
Ship Weight, solid surface 22
Ship Weight, thermofoil 21

GETS-2020-16-S	Corian® Solid Surface top	CAD \$	1423
GETS-2020-16-T	Thermofoil Top	CAD \$	905

GETS-3030-16

DESCRIPTION –

Coffee Table, soft-square



DIMENSIONS –

Width 29.75
Depth 29.75
Height 16
Cubic Feet 9
Ship Weight, solid surface 39
Ship Weight, thermofoil 36

GETS-3030-16-S	Corian® Solid Surface top	CAD \$	2022
GETS-3030-16-T	Thermofoil Top	CAD \$	1368

GETR-3020-16

DESCRIPTION –

Coffee Table, soft-rectangle



DIMENSIONS –

Width 29.75
Depth 19.75
Height 16
Cubic Feet 6
Ship Weight, solid surface 30
Ship Weight, thermofoil 28

GETR-3020-16-S	Corian® Solid Surface top	CAD \$	1640
GETR-3020-16-T	Thermofoil Top	CAD \$	1044

Zurich

Occasional Table Collection

When ordering this product, specification codes must be added to unit Model Number, as shown below.

NOTE: Upholstery and/or additional options must be specified separately.

THERMOFOIL
TOP COLOR –

WOOD LEG
FINISH –



Zurich

MODEL
NUMBER –

WOOD LEG
FINISH –

THERMOFOIL
TOP COLOR –

ZUTF-212120-RC -WH

AR Aria	AR Aria
CL Candlelight	CL Candlelight
CN Chestnut	CN Chestnut
CH Chocolate	CH Chocolate
DV Dolce Vita	DV Dolce Vita
GR Grenada	GR Grenada
HM Hard Rock Maple	HM Hard Rock Maple
HA Havana	HA Havana
PA Palomino	PA Palomino
PE Pebble	PE Pebble
SA Sand	SA Sand
WC White Chocolate	WC White Chocolate
	WH White

Zurich

Occasional Table Collection

Zurich

ZUTF-212120

DESCRIPTION –

End Table



DIMENSIONS –

Width 21

Depth 21

Height 20

Cubic Feet 5.6

Ship Weight 15.25

MODEL NO.

PRICE

ZUTF-212120 Thermofoil top

CAD \$ 980

ZUTF-353516

DESCRIPTION –

Coffee Table



DIMENSIONS –

Width 35

Depth 35

Height 16

Cubic Feet 12

Ship Weight 27

MODEL NO.

PRICE

ZUTF-353516 Thermofoil top

CAD \$ 1309



LAMINATE
FINISH -

EDGE
STYLE -

BASE/COLUMN
FINISH -

MODEL
NUMBER -

EDGE
STYLE -

LAMINATE
FINISH -

BASE/COLUMN
FINISH-

RTAH-42D -U -CL -SS

P	PVC edge	AR	Aria	SS	Smooth Silver
U	Polyurethane edge	CL	Candlelight		
		CN	Chestnut		
		CH	Chocolate		
		DV	Dolce Vita		
		GR	Grenada		
		HM	Hard Rock Maple		
		HA	Havana		
		PA	Palomino		
		PE	Pebble		
		SA	Sand		
		WC	White Chocolate		

Rise
Adjustable Tables



RTAH-42D-P

DESCRIPTION –

42" Round Top
With PVC edge



DIMENSIONS –

Width 42
Depth 42
Height 29-36
Cubic Feet 32
Ship Weight 97

OPTIONS –

MODEL NO.		PRICE
RTAH-42D-P	42" Round Top, PVC edge	CAD \$ 4327

RTAH-42D-U

DESCRIPTION –

42" Round Top
With polyurethane edge



DIMENSIONS –

Width 42
Depth 42
Height 29-36
Cubic Feet 32
Ship Weight 105

OPTIONS –

MODEL NO.		PRICE
RTAH-42D-U	42" Round Top, polyurethane edge	CAD \$ 4634

Rise
Adjustable Tables



RTAH-4242-P

DESCRIPTION –

42" Square Top
With PVC edge



DIMENSIONS –

Width 42
Depth 42
Height 29-36
Cubic Feet 32
Ship Weight 108

OPTIONS –

MODEL NO.	PRICE
RTAH-4242-P 42" Square Top, PVC edge	CAD \$ 4514

RTAH-4242-U

DESCRIPTION –

42" Square Top
With polyurethane edge



DIMENSIONS –

Width 42
Depth 42
Height 29-36
Cubic Feet 32
Ship Weight 118

OPTIONS –

MODEL NO.	PRICE
RTAH-4242-U 42" Square Top, polyurethane edge	CAD \$ 4846

Table, Disc Base

Dining Collection

When ordering this product, specification codes must be added to unit Model Number, as shown below.

NOTE: Upholstery and/or additional options must be specified separately.



LAMINATE
WOOD FINISH –

EDGE
STYLE –

BASE/COLUMN
FINISH –

STAN
B
DISC
D

MODEL
NUMBER –

EDGE
STYLE –

LAMINATE
WOOD FINISH –

BASE/COLUMN
FINISH –

FHDB-36D –S –HM –SS

P 3mm PVC	AR Aria	GM Gunmetal
S Polyurethane no-drip edge	CL Candlelight	MB Metallic Beige
	CN Chestnut	SB Smooth Black
	CH Chocolate	SS Smooth Silver
	DV Dolce Vita	TB Textured Black
	GR Grenada	TN Textured Nickel
	HM Hard Rock Maple	
	HA Havana	
	PA Palomino	
	PE Pebble	
	SA Sand	
	WC White Chocolate	

Table, Disc Base

Dining Collection

FHDB-36D

DESCRIPTION –

Round Top, disc base
36" diameter



DIMENSIONS –

Width 36
Depth 36
Height 29
Cubic Feet 24
Ship Weight 75

MODEL NO.		PRICE
FHDB-36D-P	3mm PVC edge	CAD \$ 2097
FHDB-36D-S	Polyurethane no-drip edge	CAD \$ 2773

FHDB-42D

DESCRIPTION –

Round Top, disc base
42" diameter



DIMENSIONS –

Width 42
Depth 42
Height 29
Cubic Feet 32
Ship Weight 92

MODEL NO.		PRICE
FHDB-42D-P	3mm PVC edge	CAD \$ 2130
FHDB-42D-S	Polyurethane no-drip edge	CAD \$ 2801

FHDBB-36D

DESCRIPTION –



Round Top, disc base
36" diameter



DIMENSIONS –

Width 36
Depth 36
Height 42
Cubic Feet 34
Ship Weight 75

MODEL NO.		PRICE
FHDBB-36D-P	3mm PVC edge	CAD \$ 2277
FHDBB-36D-S	Polyurethane no-drip edge	CAD \$ 2953



Table, Disc Base

Dining Collection

FHDB-3636

DESCRIPTION –

Square Top, disc base
36" x 36"



DIMENSIONS –

Width 36
Depth 36
Height 29
Cubic Feet 24
Ship Weight 90

MODEL NO.

PRICE

FHDB-3636-P 3mm PVC edge	CAD \$	2035
FHDB-3636-S Polyurethane no-drip edge	CAD \$	2710

FHDB-4242

DESCRIPTION –

Square Top, disc base
42" x 42"



DIMENSIONS –

Width 42
Depth 42
Height 29
Cubic Feet 32
Ship Weight 112

MODEL NO.

PRICE

FHDB-4242-P 3mm PVC edge	CAD \$	2064
FHDB-4242-S Polyurethane no-drip edge	CAD \$	2743

FHDBB-3636

DESCRIPTION –

Square Top, disc base
36" x 36"



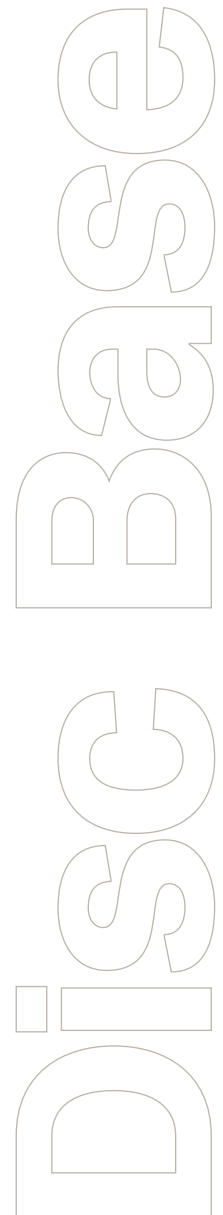
DIMENSIONS –

Width 36
Depth 36
Height 42
Cubic Feet 34
Ship Weight 92

MODEL NO.

PRICE

FHDBB-3636-P 3mm PVC edge	CAD \$	2215
FHDBB-3636-S Polyurethane no-drip edge	CAD \$	2890




Bali

Occasional Table Collection

When ordering this product, specification codes must be added to unit Model Number, as shown below.

NOTE: Upholstery and/or additional options must be specified separately.



LAMINATE
FINISH -

METAL BASE
FINISH -

MODEL
NUMBER -

LAMINATE
FINISH -


METAL BASE
FINISH -

DRT-20D-16-H-CH -GM

AR Aria	GM Gunmetal
CL Candlelight	MB Metallic Beige
CN Chestnut	SB Smooth Black
CH Chocolate	SS Smooth Silver
DV Dolce Vita	TB Textured Black
GR Grenada	TN Textured Nickel
HM Hard Rock Maple	
HA Havana	
PA Palomino	
PE Pebble	
SA Sand	
WC White Chocolate	

Bali

Occasional Table Collection



DRT-20D-16-H

DESCRIPTION –

Drum Table
20" x 16"



DIMENSIONS –

Width 20
Height 16
Cubic Feet 4
Ship Weight 36

OPTIONS –

A/C receptacle with USB port +395



LOCATED
TOP REAR



POWER WITH
2 USB PORTS

MODEL NO.

PRICE

MODEL NO.		PRICE
DRT-20D-16-H	Laminate drum table	CAD \$ 1712

DRT-20D-20-H

DESCRIPTION –

Drum Table
20" x 20"



DIMENSIONS –

Width 20
Height 20
Cubic Feet 5
Ship Weight 42

OPTIONS –

A/C receptacle with USB port +395



LOCATED
TOP REAR



POWER WITH
2 USB PORTS

MODEL NO.

PRICE

MODEL NO.		PRICE
DRT-20D-20-H	Laminate drum table	CAD \$ 1776

DRT-24D-16-H

DESCRIPTION –

Drum Table
24" x 16"



DIMENSIONS –

Width 24
Height 16
Cubic Feet 5
Ship Weight 47

OPTIONS –

A/C receptacle with USB port +395



LOCATED
TOP REAR



POWER WITH
2 USB PORTS


MODEL NO.

PRICE

MODEL NO.		PRICE
DRT-24D-16-H	Laminate drum table	CAD \$ 1839

Bali

Occasional Table Collection



DRT-24D-20-H

DESCRIPTION –

Drum Table
24" x 20"



DIMENSIONS –

Width 24
Height 20
Cubic Feet 7
Ship Weight 54

OPTIONS –

A/C receptacle with USB port +395



LOCATED
TOP REAR



POWER WITH
2 USB PORTS

MODEL NO.

PRICE

MODEL NO.		PRICE
DRT-24D-20-H	Laminate drum table	CAD \$ 1902

DRT-30D-16-H

DESCRIPTION –

Drum Table
30" x 16"



DIMENSIONS –

Width 30
Height 16
Cubic Feet 8
Ship Weight 65

OPTIONS –

A/C receptacle with USB port +395



LOCATED
TOP CENTER



POWER WITH
2 USB PORTS

MODEL NO.

PRICE

DRT-30D-16-H	Laminate drum table	CAD \$ 1965
--------------	---------------------	-------------

DRT-30D-20-H

DESCRIPTION –

Drum Table
30" x 20"



DIMENSIONS –

Width 30
Height 20
Cubic Feet 10
Ship Weight 73

OPTIONS –

A/C receptacle with USB port +395



LOCATED
TOP CENTER



POWER WITH
2 USB PORTS


MODEL NO.

PRICE

DRT-30D-20-H	Laminate drum table	CAD \$ 2026
--------------	---------------------	-------------

Bali

Occasional Table Collection



DRT-36D-16-H

DESCRIPTION –

Drum Table
36" x 16"



DIMENSIONS –

Width 36
Height 16
Cubic Feet 12
Ship Weight 86

OPTIONS –

A/C receptacle with USB port +395



LOCATED
TOP CENTER



POWER WITH
2 USB PORTS

MODEL NO.		PRICE	
DRT-36D-16-H	Laminate drum table	CAD \$	2147

DRT-36D-20-H

DESCRIPTION –

Drum Table
36" x 20"



DIMENSIONS –

Width 36
Height 20
Cubic Feet 15
Ship Weight 97

OPTIONS –

A/C receptacle with USB port +395



LOCATED
TOP CENTER



POWER WITH
2 USB PORTS

MODEL NO.		PRICE	
DRT-36D-20-H	Laminate drum table	CAD \$	2268

DRT-42D-16-H

DESCRIPTION –

Drum Table
42" x 16"



DIMENSIONS –

Width 42
Height 16
Cubic Feet 16
Ship Weight 110

OPTIONS –

A/C receptacle with USB port +395



LOCATED
TOP CENTER




POWER WITH
2 USB PORTS

MODEL NO.		PRICE	
DRT-42D-16-H	Laminate drum table	CAD \$	2388

Bali

Occasional Table Collection



DRT-20D-16-BH-H

DESCRIPTION –

Drum Table, plinth base
20" x 16"



DIMENSIONS –

Width 20
Height 16
Cubic Feet 4
Ship Weight 56

OPTIONS –

A/C receptacle with USB port +395



LOCATED
TOP REAR



POWER WITH
2 USB PORTS

MODEL NO.

PRICE

MODEL NO.			PRICE
DRT-20D-16-BH-H	Laminate drum table plinth base base	CAD \$	2259

DRT-20D-20-BH-H

DESCRIPTION –

Drum Table, plinth base
20" x 20"



DIMENSIONS –

Width 20
Height 20
Cubic Feet 5
Ship Weight 62

OPTIONS –

A/C receptacle with USB port +395



LOCATED
TOP REAR



POWER WITH
2 USB PORTS

MODEL NO.

PRICE

MODEL NO.			PRICE
DRT-20D-20-BH-H	Laminate drum table plinth base base	CAD \$	2411

DRT-24D-16-BH-H

DESCRIPTION –

Drum Table, plinth base
24" x 16"



DIMENSIONS –

Width 24
Height 16
Cubic Feet 5
Ship Weight 76

OPTIONS –

A/C receptacle with USB port +395



LOCATED
TOP REAR



POWER WITH
2 USB PORTS


MODEL NO.

PRICE

MODEL NO.			PRICE
DRT-24D-16-BH-H	Laminate drum table plinth base base	CAD \$	2564

Bali

Occasional Table Collection



DRT-24D-20-BH-H

DESCRIPTION –

Drum Table, plinth base
24" x 20"



DIMENSIONS –

Width 24
Height 20
Cubic Feet 7
Ship Weight 83

OPTIONS –

A/C receptacle with USB port +395



LOCATED
TOP REAR



POWER WITH
2 USB PORTS

MODEL NO.

PRICE

MODEL NO.		PRICE
DRT-24D-20-BH-H	Laminate drum table plinth base base	CAD \$ 2716

DRT-30D-16-BH-H

DESCRIPTION –

Drum Table, plinth base
30" x 16"



DIMENSIONS –

Width 30
Height 16
Cubic Feet 8
Ship Weight 112

OPTIONS –

A/C receptacle with USB port +395



LOCATED
TOP CENTER



POWER WITH
2 USB PORTS

MODEL NO.

PRICE

MODEL NO.		PRICE
DRT-30D-16-BH-H	Laminate drum table plinth base base	CAD \$ 2868

DRT-30D-20-BH-H

DESCRIPTION –

Drum Table, plinth base
30" x 20"



DIMENSIONS –

Width 30
Height 20
Cubic Feet 10
Ship Weight 121

OPTIONS –

A/C receptacle with USB port +395



LOCATED
TOP CENTER



POWER WITH
2 USB PORTS


MODEL NO.

PRICE

MODEL NO.		PRICE
DRT-30D-20-BH-H	Laminate drum table plinth base base	CAD \$ 3019

Bali

Occasional Table Collection



DRT-36D-16-BH-H

DESCRIPTION –

Drum Table, plinth base
36" x 16"



DIMENSIONS –

Width 36
Height 16
Cubic Feet 12
Ship Weight 156

OPTIONS –

A/C receptacle with USB port +395



LOCATED
TOP CENTER



POWER WITH
2 USB PORTS

MODEL NO.

PRICE

MODEL NO.			PRICE
DRT-36D-16-BH-H	Laminate drum table plinth base base	CAD \$	3230

DRT-36D-20-BH-H

DESCRIPTION –

Drum Table, plinth base
36" x 20"



DIMENSIONS –

Width 36
Height 20
Cubic Feet 15
Ship Weight 166

OPTIONS –

A/C receptacle with USB port +395



LOCATED
TOP CENTER



POWER WITH
2 USB PORTS

MODEL NO.

PRICE

MODEL NO.			PRICE
DRT-36D-20-BH-H	Laminate drum table plinth base base	CAD \$	3442

DRT-42D-16-BH-H

DESCRIPTION –

Drum Table, plinth base
42" x 16"



DIMENSIONS –

Width 42
Height 16
Cubic Feet 16
Ship Weight 205

OPTIONS –

A/C receptacle with USB port +395



LOCATED
TOP CENTER




POWER WITH
2 USB PORTS

MODEL NO.

PRICE

MODEL NO.			PRICE
DRT-42D-16-BH-H	Laminate drum table plinth base base	CAD \$	3655



DRT-20D-16-H-S

DESCRIPTION –

Drum Table
20" x 16"



DIMENSIONS –

Width 20
Height 16
Cubic Feet 4
Ship Weight 17.25

OPTIONS –

A/C receptacle with USB port +395



LOCATED
TOP REAR



POWER WITH
2 USB PORTS

MODEL NO.

PRICE

DRT-20D-16-H-S Laminate drum table, solid surface top CAD \$ 1934

DRT-20D-20-H-S

DESCRIPTION –

Drum Table
20" x 20"



DIMENSIONS –

Width 20
Height 20
Cubic Feet 5
Ship Weight 20

OPTIONS –

A/C receptacle with USB port +395



LOCATED
TOP REAR



POWER WITH
2 USB PORTS

MODEL NO.

PRICE

DRT-20D-20-H-S Laminate drum table, solid surface top CAD \$ 2021

DRT-24D-16-H-S

DESCRIPTION –

Drum Table
24" x 16"



DIMENSIONS –

Width 24
Height 16
Cubic Feet 5
Ship Weight 22.5

OPTIONS –

A/C receptacle with USB port +395



LOCATED
TOP REAR



POWER WITH
2 USB PORTS


MODEL NO.

PRICE

DRT-24D-16-H-S Laminate drum table, solid surface top CAD \$ 2084

Bali

Occasional Table Collection



DRT-24D-20-H-S

DESCRIPTION –

Drum Table
24" x 20"



DIMENSIONS –

Width 24
Height 20
Cubic Feet 7
Ship Weight 26

OPTIONS –

A/C receptacle with USB port +395



LOCATED
TOP REAR



POWER WITH
2 USB PORTS

MODEL NO.

PRICE

MODEL NO.		PRICE
DRT-24D-20-H-S	Laminate drum table, solid surface top	CAD \$ 2200

DRT-30D-16-H-S

DESCRIPTION –

Drum Table
30" x 16"



DIMENSIONS –

Width 30
Height 16
Cubic Feet 8
Ship Weight 31

OPTIONS –

A/C receptacle with USB port +395



LOCATED
TOP CENTER



POWER WITH
2 USB PORTS

MODEL NO.

PRICE

MODEL NO.		PRICE
DRT-30D-16-H-S	Laminate drum table, solid surface top	CAD \$ 2315

DRT-30D-20-H-S

DESCRIPTION –

Drum Table
30" x 20"



DIMENSIONS –

Width 30
Height 20
Cubic Feet 10
Ship Weight 35

OPTIONS –

A/C receptacle with USB port +395



LOCATED
TOP CENTER




POWER WITH
2 USB PORTS

MODEL NO.

PRICE

MODEL NO.		PRICE
DRT-30D-20-H-S	Laminate drum table, solid surface top	CAD \$ 2376



DRT-36D-16-H-S

DESCRIPTION –

Drum Table
36" x 16"



DIMENSIONS –

Width 36
Height 16
Cubic Feet 12
Ship Weight 41

OPTIONS –

A/C receptacle with USB port +395



LOCATED
TOP CENTER



POWER WITH
2 USB PORTS

MODEL NO.		PRICE
DRT-36D-16-H-S	Laminate drum table, solid surface top	CAD \$ 2665

DRT-36D-20-H-S

DESCRIPTION –

Drum Table
36" x 20"



DIMENSIONS –

Width 36
Height 20
Cubic Feet 15
Ship Weight 46

OPTIONS –

A/C receptacle with USB port +395



LOCATED
TOP CENTER



POWER WITH
2 USB PORTS

MODEL NO.		PRICE
DRT-36D-20-H-S	Laminate drum table, solid surface top	CAD \$ 2779

DRT-42D-16-H-S

DESCRIPTION –

Drum Table
42" x 16"



DIMENSIONS –

Width 42
Height 16
Cubic Feet 16
Ship Weight 53

OPTIONS –

A/C receptacle with USB port +395



LOCATED
TOP CENTER




POWER WITH
2 USB PORTS

MODEL NO.		PRICE
DRT-42D-16-H-S	Laminate drum table, solid surface top	CAD \$ 2991

Bali

Occasional Table Collection



DRT-20D-16-BH-H-S

DESCRIPTION –

Drum Table, plinth base
20" x 16"



DIMENSIONS –

Width 20
Height 16
Cubic Feet 4
Ship Weight 72.5

OPTIONS –

A/C receptacle with USB port +395



LOCATED
TOP REAR



POWER WITH
2 USB PORTS

MODEL NO.

PRICE

DRT-20D-16-BH-H-S Laminate, plinth base, solid surface top CAD \$ 2481

DRT-20D-20-BH-H-S

DESCRIPTION –

Drum Table, plinth base
20" x 20"



DIMENSIONS –

Width 20
Height 20
Cubic Feet 5
Ship Weight 78

OPTIONS –

A/C receptacle with USB port +395



LOCATED
TOP REAR



POWER WITH
2 USB PORTS

MODEL NO.

PRICE

DRT-20D-20-BH-H-S Laminate, plinth base, solid surface top CAD \$ 2633

DRT-24D-16-BH-H-S

DESCRIPTION –

Drum Table, plinth base
24" x 16"



DIMENSIONS –

Width 24
Height 16
Cubic Feet 5
Ship Weight 82.5

OPTIONS –

A/C receptacle with USB port +395



LOCATED
TOP REAR



POWER WITH
2 USB PORTS


MODEL NO.

PRICE

DRT-24D-16-BH-H-S Laminate, plinth base, solid surface top CAD \$ 2848

Bali

Occasional Table Collection



DRT-24D-20-BH-H-S

DESCRIPTION –

Drum Table, plinth base
24" x 20"



DIMENSIONS –

Width 24
Height 20
Cubic Feet 7
Ship Weight 88

OPTIONS –

A/C receptacle with USB port +395



LOCATED
TOP REAR



POWER WITH
2 USB PORTS

MODEL NO.

PRICE

DRT-24D-20-BH-H-S Laminate, plinth base, solid surface top CAD \$ 3000

DRT-30D-16-BH-H-S

DESCRIPTION –

Drum Table, plinth base
30" x 16"



DIMENSIONS –

Width 30
Height 16
Cubic Feet 8
Ship Weight 81

OPTIONS –

A/C receptacle with USB port +395



LOCATED
TOP CENTER



POWER WITH
2 USB PORTS

MODEL NO.

PRICE

DRT-30D-16-BH-H-S Laminate, plinth base, solid surface top CAD \$ 3203

DRT-30D-20-BH-H-S

DESCRIPTION –

Drum Table, plinth base
30" x 20"



DIMENSIONS –

Width 30
Height 20
Cubic Feet 10
Ship Weight 85

OPTIONS –

A/C receptacle with USB port +395



LOCATED
TOP CENTER



POWER WITH
2 USB PORTS


MODEL NO.

PRICE

DRT-30D-20-BH-H-S Laminate, plinth base, solid surface top CAD \$ 3353

Bali

Occasional Table Collection



DRT-36D-16-BH-H-S

DESCRIPTION –

Drum Table, plinth base
36" x 16"



DIMENSIONS –

Width 36
Height 16
Cubic Feet 12
Ship Weight 114

OPTIONS –

A/C receptacle with USB port +395



LOCATED
TOP CENTER



POWER WITH
2 USB PORTS

MODEL NO.

PRICE

DRT-36D-16-BH-H-S Laminate, plinth base, solid surface top CAD \$ 3742

DRT-36D-20-BH-H-S

DESCRIPTION –

Drum Table, plinth base
36" x 20"



DIMENSIONS –

Width 36
Height 20
Cubic Feet 15
Ship Weight 130

OPTIONS –

A/C receptacle with USB port +395



LOCATED
TOP CENTER



POWER WITH
2 USB PORTS

MODEL NO.

PRICE

DRT-36D-20-BH-H-S Laminate, plinth base, solid surface top CAD \$ 3953

DRT-42D-16-BH-H-S

DESCRIPTION –

Drum Table, plinth base
42" x 16"



DIMENSIONS –

Width 42
Height 16
Cubic Feet 16
Ship Weight 150

OPTIONS –

A/C receptacle with USB port +395



LOCATED
TOP CENTER



POWER WITH
2 USB PORTS

MODEL NO.

PRICE

DRT-42D-16-BH-H-S Laminate, plinth base, solid surface top CAD \$ 4250

Bora

Occasional Table Collection

When ordering this product, specification codes must be added to unit Model Number, as shown below.

NOTE: Upholstery and/or additional options must be specified separately.

Bora



METAL BASE
FINISH -

MODEL
NUMBER -

METAL BASE
FINISH -

DRT20D16-U -CH

- GM** Gunmetal
- MB** Metallic Beige
- SB** Smooth Black
- SS** Smooth Silver
- TB** Textured Black
- TN** Textured Nickel

Bora

Occasional Table Collection

All prices are in CA dollars (CAD).

Bora

DRT20D16-U

DESCRIPTION –

Drum Table
20" x 16"



DIMENSIONS –

Width 20
Height 16
COM Yard 2
Cubic Feet 4
Ship Weight 19

OPTIONS –

Moisture barrier +40
A/C receptacle with USB port +495



LOCATED
SIDE FRONT



POWER WITH
2 USB PORTS

MODEL NO.	COM/1	2	3	4	5	6	7	8
DRT20D16-U	1712	1763	1812	1862	1911	1961	2012	2062

DRT20D20-U

DESCRIPTION –

Drum Table
20" x 20"



DIMENSIONS –

Width 20
Height 20
COM Yard 2
Cubic Feet 5
Ship Weight 23

OPTIONS –

Moisture barrier +40
A/C receptacle with USB port +495



LOCATED
SIDE FRONT



POWER WITH
2 USB PORTS

MODEL NO.	COM/1	2	3	4	5	6	7	8
DRT20D20-U	1776	1838	1898	1960	2022	2083	2145	2206

DRT24D16-U

DESCRIPTION –

Drum Table
24" x 16"



DIMENSIONS –

Width 24
Height 16
COM Yard 2.25
Cubic Feet 5
Ship Weight 26

OPTIONS –

Moisture barrier +45
A/C receptacle with USB port +495



LOCATED
SIDE FRONT




POWER WITH
2 USB PORTS

MODEL NO.	COM/1	2	3	4	5	6	7	8
DRT24D16-U	1839	1912	1985	2058	2132	2205	2279	2353

Bora

Occasional Table Collection

All prices are in CA dollars (CAD).



DRT24D20-U

DESCRIPTION -

Drum Table
24" x 20"



DIMENSIONS -

Width 24
Height 20
COM Yard 2.25
Cubic Feet 7
Ship Weight 30

OPTIONS -

Moisture barrier +55
A/C receptacle with USB port +495



LOCATED SIDE FRONT



POWER WITH 2 USB PORTS

MODEL NO.	COM/1	2	3	4	5	6	7	8
DRT24D20-U	1902	1987	2071	2156	2242	2328	2415	2500

DRT30D16-U

DESCRIPTION -

Drum Table
30" x 16"



DIMENSIONS -

Width 30
Height 16
COM Yard 2.75
Cubic Feet 8
Ship Weight 35

OPTIONS -

Moisture barrier +45
A/C receptacle with USB port +395



LOCATED SIDE FRONT



POWER WITH 2 USB PORTS

MODEL NO.	COM/1	2	3	4	5	6	7	8
DRT30D16-U	1965	2062	2157	2254	2353	2449	2548	2647

DRT30D20-U

DESCRIPTION -

Drum Table
30" x 20"



DIMENSIONS -

Width 30
Height 20
COM Yard 2.75
Cubic Feet 10
Ship Weight 41

OPTIONS -

Moisture barrier +70
A/C receptacle with USB port +495



LOCATED SIDE FRONT



POWER WITH 2 USB PORTS

MODEL NO.	COM/1	2	3	4	5	6	7	8
DRT30D20-U	2026	2135	2244	2353	2463	2571	2680	2790

Bora

Occasional Table Collection

All prices are in CA dollars (CAD).



DRT36D16-U

DESCRIPTION –

Drum Table
36" x 16"




DIMENSIONS –

Width 36
Height 16
COM Yard 2.75
Cubic Feet 12
Ship Weight 43

OPTIONS –

Moisture barrier +70
A/C receptacle with USB port +495



MODEL NO.	COM/1	2	3	4	5	6	7	8
DRT36D16-U	2147	2270	2391	2513	2636	2758	2881	3004

DRT36D20-U

DESCRIPTION –

Drum Table
36" x 20"




DIMENSIONS –

Width 36
Height 20
COM Yard 2.75
Cubic Feet 15
Ship Weight 47

OPTIONS –

Moisture barrier +85
A/C receptacle with USB port +495



MODEL NO.	COM/1	2	3	4	5	6	7	8
DRT36D20-U	2268	2404	2538	2673	2810	2945	3082	3218

DRT42D16-U

DESCRIPTION –

Drum Table
42" x 16"




DIMENSIONS –

Width 42
Height 16
COM Yard 3.25
Cubic Feet 16
Ship Weight 55

OPTIONS –

Moisture barrier +75
A/C receptacle with USB port +495



MODEL NO.	COM/1	2	3	4	5	6	7	8
DRT42D16-U	2388	2537	2686	2834	2984	3132	3281	3432

Bora

Occasional Table Collection

All prices are in CA dollars (CAD).



DRT20D16-U-PL

DESCRIPTION –

Drum Table, plinth base
20" x 16"



DIMENSIONS –

Width 20
Height 16
COM Yard 2
Cubic Feet 4
Ship Weight 41

OPTIONS –

Moisture barrier +40
A/C receptacle with USB port +495



LOCATED SIDE FRONT



POWER WITH 2 USB PORTS

MODEL NO.	COM/1	2	3	4	5	6	7	8
DRT20D16-U-PL	2259	2308	2359	2408	2458	2507	2558	2608

DRT20D20-U-PL

DESCRIPTION –

Drum Table, plinth base
20" x 20"



DIMENSIONS –

Width 20
Height 20
COM Yard 2
Cubic Feet 5
Ship Weight 44

OPTIONS –

Moisture barrier +40
A/C receptacle with USB port +495



LOCATED SIDE FRONT



POWER WITH 2 USB PORTS

MODEL NO.	COM/1	2	3	4	5	6	7	8
DRT20D20-U-PL	2411	2472	2534	2596	2658	2718	2781	2843

DRT24D16-U-PL

DESCRIPTION –

Drum Table, plinth base
24" x 16"



DIMENSIONS –

Width 24
Height 16
COM Yard 2.25
Cubic Feet 5
Ship Weight 57

OPTIONS –

Moisture barrier +45
A/C receptacle with USB port +495



LOCATED SIDE FRONT




POWER WITH 2 USB PORTS

MODEL NO.	COM/1	2	3	4	5	6	7	8
DRT24D16-U-PL	2564	2636	2709	2784	2858	2930	3005	3080

Bora

Occasional Table Collection

All prices are in CA dollars (CAD).



DRT24D20-U-PL

DESCRIPTION –

Drum Table, plinth base
24" x 20"



DIMENSIONS –

Width 24
Height 20
COM Yard 2.25
Cubic Feet 7
Ship Weight 60

OPTIONS –

Moisture barrier +55
A/C receptacle with USB port +495



LOCATED
SIDE FRONT



POWER WITH
2 USB PORTS

MODEL NO.	COM/1	2	3	4	5	6	7	8
DRT24D20-U-PL	2716	2800	2885	2972	3057	3141	3229	3317

DRT30D16-U-PL

DESCRIPTION –

Drum Table, plinth base
30" x 16"



DIMENSIONS –

Width 30
Height 16
COM Yard 2.75
Cubic Feet 8
Ship Weight 85

OPTIONS –

Moisture barrier +45
A/C receptacle with USB port +495



LOCATED
SIDE FRONT



POWER WITH
2 USB PORTS

MODEL NO.	COM/1	2	3	4	5	6	7	8
DRT30D16-U-PL	2868	2963	3060	3161	3257	3353	3453	3554

DRT30D20-U-PL

DESCRIPTION –

Drum Table, plinth base
30" x 20"



DIMENSIONS –

Width 30
Height 20
COM Yard 2.75
Cubic Feet 10
Ship Weight 90

OPTIONS –

Moisture barrier +70
A/C receptacle with USB port +495



LOCATED
SIDE FRONT




POWER WITH
2 USB PORTS

MODEL NO.	COM/1	2	3	4	5	6	7	8
DRT30D20-U-PL	3019	3128	3237	3346	3456	3564	3674	3783

Bora

Occasional Table Collection

All prices are in CA dollars (CAD).



DRT36D16-U-PL

DESCRIPTION –

Drum Table, plinth base
36" x 16"




DIMENSIONS –

Width 36
Height 16
COM Yard 2.75
Cubic Feet 12
Ship Weight 115

OPTIONS –

Moisture barrier +70
A/C receptacle with USB port +495



MODEL NO.	COM/1	2	3	4	5	6	7	8
DRT36D16-U-PL	3230	3353	3475	3598	3720	3843	3966	4087

DRT36D20-U-PL

DESCRIPTION –

Drum Table, plinth base
36" x 20"




DIMENSIONS –

Width 36
Height 20
COM Yard 2.75
Cubic Feet 15
Ship Weight 118

OPTIONS –

Moisture barrier +85
A/C receptacle with USB port +495



MODEL NO.	COM/1	2	3	4	5	6	7	8
DRT36D20-U-PL	3442	3577	3714	3849	3985	4121	4258	4395

DRT42D16-U-PL

DESCRIPTION –

Drum Table, plinth base
42" x 16"




DIMENSIONS –

Width 42
Height 16
COM Yard 3.25
Cubic Feet 16
Ship Weight 150

OPTIONS –

Moisture barrier +75
A/C receptacle with USB port +495




MODEL NO.	COM/1	2	3	4	5	6	7	8
DRT42D16-U-PL	3655	3803	3952	4101	4250	4399	4548	4698

Bora

Occasional Table Collection

All prices are in CA dollars (CAD).



DRT20D16-U-S

DESCRIPTION –

Drum Table
With solid surface top
20" x 16"



DIMENSIONS –

Width 20
Height 16
COM Yard 2
Cubic Feet 4
Ship Weight 19

OPTIONS –

Moisture barrier +40
A/C receptacle with USB port +395



LOCATED
TOP REAR



POWER WITH
2 USB PORTS

MODEL NO.	COM/1	2	3	4	5	6	7	8
DRT20D16-U-S	1958	2008	2057	2108	2156	2206	2256	2306

DRT20D20-U-S

DESCRIPTION –

Drum Table
With solid surface top
20" x 20"



DIMENSIONS –

Width 20
Height 20
COM Yard 2
Cubic Feet 5
Ship Weight 23

OPTIONS –

Moisture barrier +40
A/C receptacle with USB port +395



LOCATED
TOP REAR



POWER WITH
2 USB PORTS

MODEL NO.	COM/1	2	3	4	5	6	7	8
DRT20D20-U-S	2021	2083	2144	2205	2268	2328	2390	2452

DRT24D16-U-S

DESCRIPTION –

Drum Table
With solid surface top
24" x 16"



DIMENSIONS –

Width 24
Height 16
COM Yard 2.5
Cubic Feet 5
Ship Weight 26

OPTIONS –

Moisture barrier +45
A/C receptacle with USB port +395



LOCATED
TOP REAR



POWER WITH
2 USB PORTS

MODEL NO.	COM/1	2	3	4	5	6	7	8
DRT24D16-U-S	2136	2210	2283	2355	2429	2503	2577	2650

Bora

Occasional Table Collection

All prices are in CA dollars (CAD).

Bora

DRT24D20-U-S

DESCRIPTION –

Drum Table
With solid surface top
24" x 20"



DIMENSIONS –

Width 24
Height 20
COM Yard 2.25
Cubic Feet 7
Ship Weight 30

OPTIONS –

Moisture barrier +55
A/C receptacle with USB port +395



LOCATED
TOP REAR



POWER WITH
2 USB PORTS

MODEL NO.	COM/1	2	3	4	5	6	7	8
DRT24D20-U-S	2200	2285	2369	2454	2540	2625	2712	2798

DRT30D16-U-S

DESCRIPTION –

Drum Table
With solid surface top
30" x 16"



DIMENSIONS –

Width 30
Height 16
COM Yard 2.75
Cubic Feet 8
Ship Weight 35

OPTIONS –

Moisture barrier +45
A/C receptacle with USB port +395



LOCATED
TOP CENTER



POWER WITH
2 USB PORTS

MODEL NO.	COM/1	2	3	4	5	6	7	8
DRT30D16-U-S	2315	2412	2507	2604	2703	2798	2898	2997

DRT30D20-U-S

DESCRIPTION –

Drum Table, solid surface top
With solid surface top
30" x 20"



DIMENSIONS –

Width 30
Height 20
COM Yard 2.75
Cubic Feet 10
Ship Weight 41

OPTIONS –

Moisture barrier +70
A/C receptacle with USB port +395



LOCATED
TOP CENTER



POWER WITH
2 USB PORTS

MODEL NO.	COM/1	2	3	4	5	6	7	8
DRT30D20-U-S	2376	2486	2594	2703	2813	2921	3030	3140

Bora

Occasional Table Collection

All prices are in CA dollars (CAD).

Bora

DRT36D16-U-S

DESCRIPTION –

Drum Table
With solid surface top
36" x 16"



DIMENSIONS –

Width 36
Height 16
COM Yard 1.75
Cubic Feet 12
Ship Weight 43

OPTIONS –

Moisture barrier +70
A/C receptacle with USB port +395



LOCATED
TOP CENTER



POWER WITH
2 USB PORTS

MODEL NO.	COM/1	2	3	4	5	6	7	8
DRT36D16-U-S	2665	2788	2908	3031	3153	3276	3399	3521

DRT36D20-U-S

DESCRIPTION –

Drum Table
With solid surface top
36" x 20"



DIMENSIONS –

Width 36
Height 20
COM Yard 1.75
Cubic Feet 15
Ship Weight 47

OPTIONS –

Moisture barrier +85
A/C receptacle with USB port +395



LOCATED
TOP CENTER



POWER WITH
2 USB PORTS

MODEL NO.	COM/1	2	3	4	5	6	7	8
DRT36D20-U-S	2786	2922	3056	3191	3327	3464	3600	3736

DRT42D16-U-S

DESCRIPTION –

Drum Table
With solid surface top
42" x 16"



DIMENSIONS –

Width 42
Height 16
COM Yard 2
Cubic Feet 16
Ship Weight 55

OPTIONS –

Moisture barrier +75
A/C receptacle with USB port +395



LOCATED
TOP CENTER




POWER WITH
2 USB PORTS

MODEL NO.	COM/1	2	3	4	5	6	7	8
DRT42D16-U-S	2991	3140	3289	3437	3587	3735	3885	4035

Bora

Occasional Table Collection

All prices are in CA dollars (CAD).



DRT20D16-U-PL-S

DESCRIPTION –

Drum Table, plinth base
With solid surface top
20" x 16"



DIMENSIONS –

Width 20
Height 16
COM Yard 2
Cubic Feet 4
Ship Weight 41

OPTIONS –

Moisture barrier +40
A/C receptacle with USB port +395



LOCATED
TOP REAR



POWER WITH
2 USB PORTS

MODEL NO.	COM/1	2	3	4	5	6	7	8
DRT20D16-U-PL-S	2505	2554	2604	2653	2703	2753	2803	2853

DRT20D20-U-PL-S

DESCRIPTION –

Drum Table, plinth base
With solid surface top
20" x 20"



DIMENSIONS –

Width 20
Height 20
COM Yard 2
Cubic Feet 5
Ship Weight 44

OPTIONS –

Moisture barrier +40
A/C receptacle with USB port +395



LOCATED
TOP REAR



POWER WITH
2 USB PORTS

MODEL NO.	COM/1	2	3	4	5	6	7	8
DRT20D20-U-PL-S	2657	2717	2779	2841	2903	2964	3026	3088

DRT24D16-U-PL-S

DESCRIPTION –

Drum Table, plinth base
With solid surface top
24" x 16"



DIMENSIONS –

Width 24
Height 16
COM Yard 2.25
Cubic Feet 5
Ship Weight 57

OPTIONS –

Moisture barrier +45
A/C receptacle with USB port +395



LOCATED
TOP REAR




POWER WITH
2 USB PORTS

MODEL NO.	COM/1	2	3	4	5	6	7	8
DRT24D16-U-PL-S	2862	2933	3007	3082	3155	3227	3295	3377

Bora

Occasional Table Collection

All prices are in CA dollars (CAD).



DRT24D20-U-PL-S

DESCRIPTION –

Drum Table, plinth base
With solid surface top
24" x 20"



DIMENSIONS –

Width 24
Height 20
COM Yard 2.25
Cubic Feet 7
Ship Weight 60

OPTIONS –

Moisture barrier +55
A/C receptacle with USB port +395



LOCATED
TOP REAR



POWER WITH
2 USB PORTS

MODEL NO.	COM/1	2	3	4	5	6	7	8
DRT24D20-U-PL-S	3014	3097	3182	3270	3354	3439	3526	3615

DRT30D16-U-PL-S

DESCRIPTION –

Drum Table, plinth base
With solid surface top
30" x 16"



DIMENSIONS –

Width 30
Height 16
COM Yard 2.75
Cubic Feet 8
Ship Weight 85

OPTIONS –

Moisture barrier +45
A/C receptacle with USB port +395



LOCATED
TOP CENTER



POWER WITH
2 USB PORTS

MODEL NO.	COM/1	2	3	4	5	6	7	8
DRT30D16-U-PL-S	3218	3314	3410	3510	3607	3702	3803	3904

DRT30D20-U-PL-S

DESCRIPTION –

Drum Table, plinth base
With solid surface top
30" x 20"



DIMENSIONS –

Width 30
Height 20
COM Yard 2.75
Cubic Feet 10
Ship Weight 90

OPTIONS –

Moisture barrier +70
A/C receptacle with USB port +395



LOCATED
TOP CENTER



POWER WITH
2 USB PORTS

MODEL NO.	COM/1	2	3	4	5	6	7	8
DRT30D20-U-PL-S	3368	3478	3586	3696	3805	3914	4023	4133

Bora

Occasional Table Collection

All prices are in CA dollars (CAD).

Bora

DRT36D16-U-PL-S

DESCRIPTION –

Drum Table, plinth base

With solid surface top

36" x 16"



DIMENSIONS –

Width 36

Height 16

COM Yard 1.75

Cubic Feet 12

Ship Weight 115

OPTIONS –

Moisture barrier +70

A/C receptacle with USB port +395



LOCATED
TOP CENTER



POWER WITH
2 USB PORTS

MODEL NO.	COM/1	2	3	4	5	6	7	8
DRT36D16-U-PL-S	3749	3870	3993	4115	4238	4361	4483	4605

DRT36D20-U-PL-S

DESCRIPTION –

Drum Table, plinth base

With solid surface top

36" x 20"



DIMENSIONS –

Width 36

Height 20

COM Yard 1.75

Cubic Feet 15

Ship Weight 118

OPTIONS –

Moisture barrier +85

A/C receptacle with USB port +395



LOCATED
TOP CENTER



POWER WITH
2 USB PORTS

MODEL NO.	COM/1	2	3	4	5	6	7	8
DRT36D20-U-PL-S	3960	4095	4231	4367	4503	4639	4776	4912

DRT42D16-U-PL-S

DESCRIPTION –

Drum Table, plinth base

With solid surface top

42" x 16"



DIMENSIONS –

Width 42

Height 16

COM Yard 2

Cubic Feet 16

Ship Weight 150

OPTIONS –

Moisture barrier +75

A/C receptacle with USB port +395



LOCATED
TOP CENTER



POWER WITH
2 USB PORTS

MODEL NO.	COM/1	2	3	4	5	6	7	8
DRT42D16-U-PL-S	4257	4406	4556	4704	4853	5001	5151	5301

Resilia

Occasional Table Collection

When ordering Resilia Drum Tables, please specify the following information:

Nightingale
Awards



Resilia



METAL BASE
FINISH -

MODEL NUMBER -

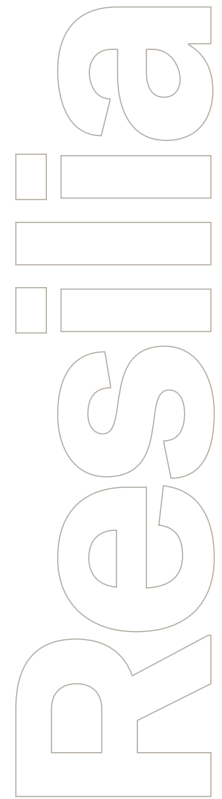
METAL BASE
FINISH -

REDT20D20-SS

- GM** Gunmetal
- MB** Metallic Beige
- SB** Smooth Black
- SS** Smooth Silver
- TB** Textured Black
- TN** Textured Nickel

Resilia

Occasional Table Collection



REDT20D16

DESCRIPTION –

Drum Table, round, plinth base



DIMENSIONS –

Width 20
 Depth 20
 Height 16
 Cubic Feet 4
 Ship Weight 77

OPTIONS –

A/C receptacle with USB port +395



LOCATED TOP REAR



POWER WITH 2 USB PORTS

MODEL NO.	PRICE
REDT20D16	CAD \$ 2374

REDT20D20

DESCRIPTION –

Drum Table, round, plinth base



DIMENSIONS –

Width 20
 Depth 20
 Height 20
 Cubic Feet 5
 Ship Weight 83

OPTIONS –

A/C receptacle with USB port +395



LOCATED TOP REAR



POWER WITH 2 USB PORTS

MODEL NO.	PRICE
REDT20D20	CAD \$ 2734

REDT24D16

DESCRIPTION –

Drum Table, round, plinth base



DIMENSIONS –

Width 24
 Depth 24
 Height 16
 Cubic Feet 5
 Ship Weight 87

OPTIONS –

A/C receptacle with USB port +395



LOCATED TOP REAR




POWER WITH 2 USB PORTS

MODEL NO.	PRICE
REDT24D16	CAD \$ 2648

Resilia

Occasional Table Collection



REDT24D20

DESCRIPTION –

Drum Table, round, plinth base



DIMENSIONS –

Width 24
 Depth 24
 Height 20
 Cubic Feet 7
 Ship Weight 93

OPTIONS –

A/C receptacle with USB port +395



LOCATED
TOP REAR



POWER WITH
2 USB PORTS

MODEL NO.	PRICE
REDT24D20	CAD \$ 3249

REDT30D16

DESCRIPTION –

Drum Table, round, plinth base



DIMENSIONS –

Width 30
 Depth 30
 Height 16
 Cubic Feet 7
 Ship Weight 102

OPTIONS –

A/C receptacle with USB port +395



LOCATED
TOP CENTER



POWER WITH
2 USB PORTS

MODEL NO.	PRICE
REDT30D16	CAD \$ 4584

REDT30D20

DESCRIPTION –

Drum Table, round, plinth base



DIMENSIONS –

Width 30
 Depth 30
 Height 20
 Cubic Feet 9
 Ship Weight 106

OPTIONS –

A/C receptacle with USB port +395



LOCATED
TOP CENTER



POWER WITH
2 USB PORTS

MODEL NO.	PRICE
REDT30D20	CAD \$ 4683

Resilia

Occasional Table Collection

RESILIA
@
||
||
||
S
E
R

REDT36D16

DESCRIPTION –

Drum Table, round, plinth base



DIMENSIONS –

Width 36
Depth 36
Height 16
Cubic Feet 10
Ship Weight 144

OPTIONS –

A/C receptacle with USB port +395



LOCATED
TOP CENTER



POWER WITH
2 USB PORTS

MODEL NO.	PRICE
REDT36D16	CAD \$ 5377

REDT36D20

DESCRIPTION –

Drum Table, round, plinth base



DIMENSIONS –

Width 36
Depth 36
Height 20
Cubic Feet 12
Ship Weight 149

OPTIONS –

A/C receptacle with USB port +395



LOCATED
TOP CENTER



POWER WITH
2 USB PORTS

MODEL NO.	PRICE
REDT36D20	CAD \$ 5478

Resilia

Occasional Table Collection

REDT24OV16

DESCRIPTION –

Drum Table, oval, plinth base



DIMENSIONS –

Width 24
 Depth 18
 Height 16
 Cubic Feet 7
 Ship Weight 50

OPTIONS –

A/C receptacle with USB port +395



LOCATED
TOP REAR



POWER WITH
2 USB PORTS

MODEL NO.	PRICE
REDT24OV16	CAD \$ 4049

REDT24OV20

DESCRIPTION –

Drum Table, oval, plinth base



DIMENSIONS –

Width 24
 Depth 18
 Height 20
 Cubic Feet 3
 Ship Weight 53

OPTIONS –

A/C receptacle with USB port +395

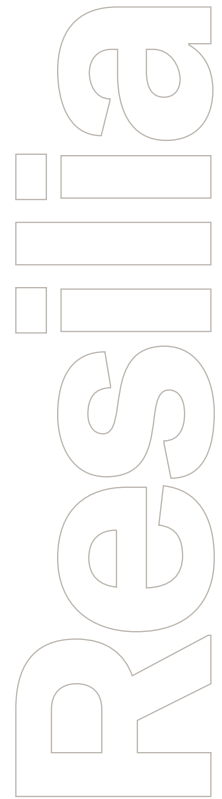


LOCATED
TOP REAR




POWER WITH
2 USB PORTS

MODEL NO.	PRICE
REDT24OV20	CAD \$ 4101



Resilia

Occasional Table Collection



REDT20D16X

DESCRIPTION –

Drum Table, round



DIMENSIONS –

Width 20
Depth 20
Height 16.625
Cubic Feet 4
Ship Weight 62

OPTIONS –

A/C receptacle with USB port +395



LOCATED
TOP REAR



POWER WITH
2 USB PORTS

MODEL NO.	PRICE
REDT20D16X	CAD \$ 1852

REDT20D20X

DESCRIPTION –

Drum Table, round



DIMENSIONS –

Width 20
Depth 20
Height 20.625
Cubic Feet 5
Ship Weight 67

OPTIONS –

A/C receptacle with USB port +395



LOCATED
TOP REAR



POWER WITH
2 USB PORTS

MODEL NO.	PRICE
REDT20D20X	CAD \$ 2132

REDT24D16X

DESCRIPTION –

Drum Table, round



DIMENSIONS –

Width 24
Depth 24
Height 16.625
Cubic Feet 6
Ship Weight 84

OPTIONS –

A/C receptacle with USB port +395



LOCATED
TOP REAR




POWER WITH
2 USB PORTS

MODEL NO.	PRICE
REDT24D16X	CAD \$ 2066

Resilia

Occasional Table Collection



REDT24D20X

DESCRIPTION –

Drum Table, round



DIMENSIONS –

Width 24
Depth 24
Height 20.625
Cubic Feet 7
Ship Weight 90

OPTIONS –

A/C receptacle with USB port +395



LOCATED
TOP REAR



POWER WITH
2 USB PORTS

MODEL NO.	PRICE
REDT24D20X	CAD \$ 2535

REDT30D16X

DESCRIPTION –

Drum Table, round



DIMENSIONS –

Width 30
Depth 30
Height 16.625
Cubic Feet 9
Ship Weight 122

OPTIONS –

A/C receptacle with USB port +395



LOCATED
TOP CENTER



POWER WITH
2 USB PORTS

MODEL NO.	PRICE
REDT30D16X	CAD \$ 3575

REDT30D20X

DESCRIPTION –

Drum Table, round



DIMENSIONS –

Width 30
Depth 30
Height 20.625
Cubic Feet 11
Ship Weight 131

OPTIONS –

A/C receptacle with USB port +395



LOCATED
TOP CENTER



POWER WITH
2 USB PORTS

MODEL NO.	PRICE
REDT30D20X	CAD \$ 3653

Resilia

Occasional Table Collection

RESILIA
@
||
||
||
S
E
R

REDT36D16X

DESCRIPTION –

Drum Table, round



DIMENSIONS –

Width 36
Depth 36
Height 16.625
Cubic Feet 12
Ship Weight 171

OPTIONS –

A/C receptacle with USB port +395



LOCATED
TOP CENTER



POWER WITH
2 USB PORTS

MODEL NO.	PRICE
REDT36D16X	CAD \$ 4194

REDT36D20X

DESCRIPTION –

Drum Table, round



DIMENSIONS –

Width 36
Depth 36
Height 20.625
Cubic Feet 15
Ship Weight 182

OPTIONS –

A/C receptacle with USB port +395



LOCATED
TOP CENTER



POWER WITH
2 USB PORTS

MODEL NO.	PRICE
REDT36D20X	CAD \$ 4273

Resilia

Occasional Table Collection

REDT24OV16X

DESCRIPTION –

Drum Table, oval



DIMENSIONS –

Width 24
Depth 18
Height 16.625
Cubic Feet 4
Ship Weight 66

OPTIONS –

A/C receptacle with USB port +395



LOCATED
TOP REAR



POWER WITH
2 USB PORTS

MODEL NO.	PRICE
REDT24OV16X	CAD \$ 3158

REDT24OV20X

DESCRIPTION –

Drum Table, oval



DIMENSIONS –

Width 24
Depth 18
Height 20.625
Cubic Feet 5
Ship Weight 72

OPTIONS –

A/C receptacle with USB port +395

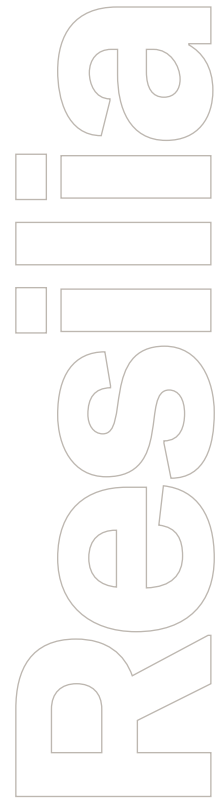


LOCATED
TOP REAR



POWER WITH
2 USB PORTS

MODEL NO.	PRICE
REDT24OV20X	CAD \$ 3199



Pavilion

Occasional Table Collection

When ordering this product, specification codes must be added to unit Model Number, as shown below.

NOTE: Additional options must be specified separately.

MARMOLEUM
FINISH –



MODEL
NUMBER –

PAT-20D-18-H-PL-S

Pavilion

Pavilion

Occasional Table Collection

Pavilion

PAT-20D-16-H-S

DESCRIPTION –

Drum Table
20" x 16.5"



DIMENSIONS –

Width 20
Depth 20
Height 16.5
Cubic Feet 4
Ship Weight 42

OPTIONS –

A/C receptacle with USB port +395



LOCATED
TOP REAR



POWER WITH
2 USB PORTS

MODEL NO.

PRICE

MODEL NO.		PRICE
PAT-20D-16-H-S	Drum Table	CAD \$ 2559

PAT-24D-16-H-S

DESCRIPTION –

Drum Table
24" x 16.5"



DIMENSIONS –

Width 24
Depth 24
Height 16.5
Cubic Feet 5
Ship Weight 61

OPTIONS –

A/C receptacle with USB port +395



LOCATED
TOP REAR



POWER WITH
2 USB PORTS

MODEL NO.

PRICE

MODEL NO.		PRICE
PAT-24D-16-H-S	Drum Table	CAD \$ 2693

PAT-30D-16-H-S

DESCRIPTION –

Drum Table
30" x 16.5"



DIMENSIONS –

Width 30
Depth 30
Height 16.5
Cubic Feet 9
Ship Weight 94

OPTIONS –

A/C receptacle with USB port +395



LOCATED
TOP CENTER



POWER WITH
2 USB PORTS

MODEL NO.

PRICE

MODEL NO.		PRICE
PAT-30D-16-H-S	Drum Table	CAD \$ 5155

Pavilion

Occasional Table Collection

Pavilion

PAT-20D-20-H-S

DESCRIPTION –

Drum Table
20" x 20.5"



DIMENSIONS –

Width 20
Depth 20
Height 20.5
Cubic Feet 5
Ship Weight 45

OPTIONS –

A/C receptacle with USB port +395



LOCATED
TOP REAR



POWER WITH
2 USB PORTS

MODEL NO.

PRICE

PAT-20D-20-H-S	Drum Table	CAD \$	3063
-----------------------	------------	--------	------

PAT-24D-20-H-S

DESCRIPTION –

Drum Table
24" x 20.5"



DIMENSIONS –

Width 24
Depth 24
Height 20.5
Cubic Feet 7
Ship Weight 62

OPTIONS –

A/C receptacle with USB port +395



LOCATED
TOP REAR



POWER WITH
2 USB PORTS

MODEL NO.

PRICE

PAT-24D-20-H-S	Drum Table	CAD \$	3535
-----------------------	------------	--------	------

PAT-30D-20-H-S

DESCRIPTION –

Drum Table
30" x 20.5"



DIMENSIONS –

Width 30
Depth 30
Height 20.5
Cubic Feet 10
Ship Weight 96

OPTIONS –

A/C receptacle with USB port +395



LOCATED
TOP CENTER



POWER WITH
2 USB PORTS

MODEL NO.

PRICE

PAT-30D-20-H-S	Drum Table	CAD \$	5293
-----------------------	------------	--------	------

Pavilion

Occasional Table Collection

PAT-20D-18-H-PL-S

DESCRIPTION –

Drum Table, plinth base
20" x 18.5"



DIMENSIONS –

Width 20
Depth 20
Height 18.5
Cubic Feet 4
Ship Weight 47

OPTIONS –

A/C receptacle with USB port +395



LOCATED
TOP REAR



POWER WITH
2 USB PORTS

MODEL NO.

PRICE

MODEL NO.		PRICE
PAT-20D-18-H-PL-S	Drum Table, plinth base	CAD \$ 3325

PAT-24D-18-H-PL-S

DESCRIPTION –

Drum Table, plinth base
24" x 18.5"



DIMENSIONS –

Width 24
Depth 24
Height 18.5
Cubic Feet 6
Ship Weight 68

OPTIONS –

A/C receptacle with USB port +395



LOCATED
TOP REAR



POWER WITH
2 USB PORTS

MODEL NO.

PRICE

MODEL NO.		PRICE
PAT-24D-18-H-PL-S	Drum Table, plinth base	CAD \$ 3708

PAT-30D-18-H-PL-S

DESCRIPTION –

Drum Table, plinth base
30" x 18.5"



DIMENSIONS –

Width 30
Depth 30
Height 18.5
Cubic Feet 9
Ship Weight 108

OPTIONS –

A/C receptacle with USB port +395



LOCATED
TOP CENTER



POWER WITH
2 USB PORTS

MODEL NO.

PRICE

MODEL NO.		PRICE
PAT-30D-18-H-PL-S	Drum Table, plinth base	CAD \$ 6418

NOVEMBER

Pavilion

Occasional Table Collection

PAT-20D-22-H-PL-S

DESCRIPTION –

Drum Table, plinth base
20" x 22.5"



DIMENSIONS –

Width 20
Depth 20
Height 22.5
Cubic Feet 5
Ship Weight 48

OPTIONS –

A/C receptacle with USB port +395



LOCATED
TOP REAR



POWER WITH
2 USB PORTS

MODEL NO.

PRICE

MODEL NO.		PRICE
PAT-20D-22-H-PL-S	Drum Table, plinth base	CAD \$ 3828

PAT-24D-22-H-PL-S

DESCRIPTION –

Drum Table, plinth base
24" x 22.5"



DIMENSIONS –

Width 24
Depth 24
Height 22.5
Cubic Feet 7
Ship Weight 69

OPTIONS –

A/C receptacle with USB port +395



LOCATED
TOP REAR



POWER WITH
2 USB PORTS

MODEL NO.

PRICE

MODEL NO.		PRICE
PAT-24D-22-H-PL-S	Drum Table, plinth base	CAD \$ 4549

PAT-30D-22-H-PL-S

DESCRIPTION –

Drum Table, plinth base
30" x 22.5"



DIMENSIONS –

Width 30
Depth 30
Height 22.5
Cubic Feet 11
Ship Weight 109

OPTIONS –

A/C receptacle with USB port +395



LOCATED
TOP CENTER



POWER WITH
2 USB PORTS

MODEL NO.

PRICE

MODEL NO.		PRICE
PAT-30D-22-H-PL-S	Drum Table, plinth base	CAD \$ 6555

NOVIA PAT

Capri

Occasional Table Collection

When ordering this product, specification codes must be added to unit Model Number, as shown below.

NOTE: Additional options must be specified separately.

Capri

LAMINATE
FINISH -



MODEL
NUMBER -

LAMINATE
FINISH -

CAT-20-D-18-H-PL-S -DV

AR	Aria
CL	Candlelight
CN	Chestnut
CH	Chocolate
DV	Dolce Vita
GR	Grenada
HM	Hard Rock Maple
HA	Havana
PA	Palomino
PE	Pebble
SA	Sand
WC	White Chocolate

Capri

Occasional Table Collection

Capri

CAT-20D-16-H

DESCRIPTION –

Drum Table
20" x 16"



DIMENSIONS –

Width 20
Depth 20
Height 16
Cubic Feet 4
Ship Weight 33

OPTIONS –

A/C receptacle with USB port +395



LOCATED
TOP REAR



POWER WITH
2 USB PORTS

MODEL NO.

PRICE

MODEL NO.		PRICE
CAT-20D-16-H	Drum Table	CAD \$ 2397

CAT-24D-16-H

DESCRIPTION –

Drum Table
24" x 16"



DIMENSIONS –

Width 24
Depth 24
Height 16
Cubic Feet 5
Ship Weight 45

OPTIONS –

A/C receptacle with USB port +395



LOCATED
TOP REAR



POWER WITH
2 USB PORTS

MODEL NO.

PRICE

MODEL NO.		PRICE
CAT-24D-16-H	Drum Table	CAD \$ 2574

CAT-30D-16-H

DESCRIPTION –

Drum Table
30" x 16"



DIMENSIONS –

Width 30
Depth 30
Height 16
Cubic Feet 9
Ship Weight 66

OPTIONS –

A/C receptacle with USB port +395



LOCATED
TOP CENTER



POWER WITH
2 USB PORTS

MODEL NO.

PRICE

MODEL NO.		PRICE
CAT-30D-16-H	Drum Table	CAD \$ 2752

Capri

Occasional Table Collection

Capri

CAT-20D-20-H

DESCRIPTION –

Drum Table
20" x 20"



DIMENSIONS –

Width 20
Depth 20
Height 20
Cubic Feet 5
Ship Weight 34

OPTIONS –

A/C receptacle with USB port +395



LOCATED
TOP REAR



POWER WITH
2 USB PORTS

MODEL NO.

PRICE

MODEL NO.		PRICE
CAT-20D-20-H	Drum Table	CAD \$ 2486

CAT-24D-20-H

DESCRIPTION –

Drum Table
24" x 20"



DIMENSIONS –

Width 24
Depth 24
Height 20
Cubic Feet 7
Ship Weight 46

OPTIONS –

A/C receptacle with USB port +395



LOCATED
TOP REAR



POWER WITH
2 USB PORTS

MODEL NO.

PRICE

MODEL NO.		PRICE
CAT-24D-20-H	Drum Table	CAD \$ 2663

CAT-30D-20-H

DESCRIPTION –

Drum Table
30" x 20"



DIMENSIONS –

Width 30
Depth 30
Height 20
Cubic Feet 10
Ship Weight 72

OPTIONS –

A/C receptacle with USB port +395



LOCATED
TOP CENTER



POWER WITH
2 USB PORTS

MODEL NO.

PRICE

MODEL NO.		PRICE
CAT-30D-20-H	Drum Table	CAD \$ 2837

Capri

Occasional Table Collection

Capri

CAT-20D-18-H-PL

DESCRIPTION –

Drum Table, plinth base
20" x 18"



DIMENSIONS –

Width 20

Depth 20

Height 18

Cubic Feet 4

Ship Weight 36

OPTIONS –

A/C receptacle with USB port +395



LOCATED
TOP REAR



POWER WITH
2 USB PORTS

MODEL NO.

PRICE

MODEL NO.		PRICE
CAT-20D-18-H-PL	Drum Table, plinth base	CAD \$ 3163

CAT-24D-18-H-PL

DESCRIPTION –

Drum Table, plinth base
24" x 18"



DIMENSIONS –

Width 24

Depth 24

Height 18

Cubic Feet 6

Ship Weight 52

OPTIONS –

A/C receptacle with USB port +395



LOCATED
TOP REAR



POWER WITH
2 USB PORTS

MODEL NO.

PRICE

MODEL NO.		PRICE
CAT-24D-18-H-PL	Drum Table, plinth base	CAD \$ 3589

CAT-30D-18-H-PL

DESCRIPTION –

Drum Table, plinth base
30" x 18"



DIMENSIONS –

Width 30

Depth 30

Height 18

Cubic Feet 9

Ship Weight 84

OPTIONS –

A/C receptacle with USB port +395



LOCATED
TOP CENTER



POWER WITH
2 USB PORTS

MODEL NO.

PRICE

MODEL NO.		PRICE
CAT-30D-18-H-PL	Drum Table, plinth base	CAD \$ 4014

Capri

Occasional Table Collection

Capri

CAT-20D-22-H-PL

DESCRIPTION –

Drum Table, plinth base
20" x 22"



DIMENSIONS –

Width 20

Depth 20

Height 22

Cubic Feet 5

Ship Weight 37

OPTIONS –

A/C receptacle with USB port +395



LOCATED
TOP REAR



POWER WITH
2 USB PORTS

MODEL NO.

PRICE

MODEL NO.		PRICE
CAT-20D-22-H-PL	Drum Table, plinth base	CAD \$ 3376

CAT-24D-22-H-PL

DESCRIPTION –

Drum Table, plinth base
24" x 22"



DIMENSIONS –

Width 24

Depth 24

Height 22

Cubic Feet 7

Ship Weight 53

OPTIONS –

A/C receptacle with USB port +395



LOCATED
TOP REAR



POWER WITH
2 USB PORTS

MODEL NO.

PRICE

MODEL NO.		PRICE
CAT-24D-22-H-PL	Drum Table, plinth base	CAD \$ 3801

CAT-30D-22-H-PL

DESCRIPTION –

Drum Table, plinth base
30" x 22"



DIMENSIONS –

Width 30

Depth 30

Height 22

Cubic Feet 11

Ship Weight 85

OPTIONS –

A/C receptacle with USB port +395



LOCATED
TOP CENTER



POWER WITH
2 USB PORTS

MODEL NO.

PRICE

MODEL NO.		PRICE
CAT-30D-22-H-PL	Drum Table, plinth base	CAD \$ 4226

Capri

Occasional Table Collection

Capri

CAT-20D-16-H-S

DESCRIPTION –

Drum Table, solid surface top
20" x 16.5"



DIMENSIONS –

Width 20
Depth 20
Height 16.5
Cubic Feet 4
Ship Weight 42

OPTIONS –

A/C receptacle with USB port +395



LOCATED
TOP REAR



POWER WITH
2 USB PORTS

MODEL NO.

PRICE

MODEL NO.	DESCRIPTION	CAD \$	PRICE
CAT-20D-16-H-S	Drum Table, solid surface top	CAD \$	2708

CAT-24D-16-H-S

DESCRIPTION –

Drum Table, solid surface top
24" x 16.5"



DIMENSIONS –

Width 24
Depth 24
Height 16.5
Cubic Feet 5
Ship Weight 58

OPTIONS –

A/C receptacle with USB port +395



LOCATED
TOP REAR



POWER WITH
2 USB PORTS

MODEL NO.

PRICE

MODEL NO.	DESCRIPTION	CAD \$	PRICE
CAT-24D-16-H-S	Drum Table, solid surface top	CAD \$	2917

CAT-30D-16-H-S

DESCRIPTION –

Drum Table, solid surface top
30" x 16.5"



DIMENSIONS –

Width 30
Depth 30
Height 16.5
Cubic Feet 9
Ship Weight 90

OPTIONS –

A/C receptacle with USB port +395



LOCATED
TOP CENTER



POWER WITH
2 USB PORTS

MODEL NO.

PRICE

MODEL NO.	DESCRIPTION	CAD \$	PRICE
CAT-30D-16-H-S	Drum Table, solid surface top	CAD \$	3241

Capri

Occasional Table Collection

Capri

CAT-20D-20-H-S

DESCRIPTION –

Drum Table
20" x 20.5"



DIMENSIONS –

Width 20
Depth 20
Height 20.5
Cubic Feet 5
Ship Weight 43

OPTIONS –

A/C receptacle with USB port +395



LOCATED
TOP REAR



POWER WITH
2 USB PORTS

MODEL NO.

PRICE

MODEL NO.		PRICE
CAT-20D-20-H-S	Drum Table, solid surface top	CAD \$ 2829

CAT-24D-20-H-S

DESCRIPTION –

Drum Table
24" x 20.5"



DIMENSIONS –

Width 24
Depth 24
Height 20.5
Cubic Feet 7
Ship Weight 59

OPTIONS –

A/C receptacle with USB port +395



LOCATED
TOP REAR



POWER WITH
2 USB PORTS

MODEL NO.

PRICE

MODEL NO.		PRICE
CAT-24D-20-H-S	Drum Table, solid surface top	CAD \$ 3079

CAT-30D-20-H-S

DESCRIPTION –

Drum Table
30" x 20.5"



DIMENSIONS –

Width 30
Depth 30
Height 20.5
Cubic Feet 10
Ship Weight 92

OPTIONS –

A/C receptacle with USB port +395



LOCATED
TOP CENTER



POWER WITH
2 USB PORTS

MODEL NO.

PRICE

MODEL NO.		PRICE
CAT-30D-20-H-S	Drum Table, solid surface top	CAD \$ 3326

Capri

Occasional Table Collection

Capri

CAT-20D-18-H-PL-S

DESCRIPTION –

Drum Table, plinth base

20" x 18.5"



DIMENSIONS –

Width 20

Depth 20

Height 18.5

Cubic Feet 4

Ship Weight 45

OPTIONS –

A/C receptacle with USB port +395



LOCATED
TOP REAR



POWER WITH
2 USB PORTS

MODEL NO.

PRICE

CAT-20D-18-H-PL-S Drum Table, plinth base, solid surface top CAD \$ 3474

CAT-24D-18-H-PL-S

DESCRIPTION –

Drum Table, plinth base

24" x 18.5"



DIMENSIONS –

Width 24

Depth 24

Height 18.5

Cubic Feet 6

Ship Weight 65

OPTIONS –

A/C receptacle with USB port +395



LOCATED
TOP REAR



POWER WITH
2 USB PORTS

MODEL NO.

PRICE

CAT-24D-18-H-PL-S Drum Table, plinth base, solid surface top CAD \$ 3987

CAT-30D-18-H-PL-S

DESCRIPTION –

Drum Table, plinth base

30" x 18.5"



DIMENSIONS –

Width 30

Depth 30

Height 18.5

Cubic Feet 9

Ship Weight 104

OPTIONS –

A/C receptacle with USB port +395



LOCATED
TOP CENTER



POWER WITH
2 USB PORTS

MODEL NO.

PRICE

CAT-30D-18-H-PL-S Drum Table, plinth base, solid surface top CAD \$ 4485

Capri

Occasional Table Collection

Capri

CAT-20D-22-H-PL-S

DESCRIPTION –

Drum Table, plinth base
20" x 22.5"



DIMENSIONS –

Width 20
Depth 20
Height 22.5
Cubic Feet 5
Ship Weight 46

OPTIONS –

A/C receptacle with USB port +395



LOCATED TOP REAR



POWER WITH 2 USB PORTS

MODEL NO.

PRICE

CAT-20D-22-H-PL-S Drum Table, plinth base, solid surface top CAD \$ 3688

CAT-24D-22-H-PL-S

DESCRIPTION –

Drum Table, plinth base
24" x 22.5"



DIMENSIONS –

Width 24
Depth 24
Height 22.5
Cubic Feet 7
Ship Weight 66

OPTIONS –

A/C receptacle with USB port +395



LOCATED TOP REAR



POWER WITH 2 USB PORTS

MODEL NO.

PRICE

CAT-24D-22-H-PL-S Drum Table, plinth base, solid surface top CAD \$ 4199

CAT-30D-22-H-PL-S

DESCRIPTION –

Drum Table, plinth base
30" x 22.5"



DIMENSIONS –

Width 30
Depth 30
Height 22.5
Cubic Feet 11
Ship Weight 105

OPTIONS –

A/C receptacle with USB port +395



LOCATED TOP CENTER



POWER WITH 2 USB PORTS

MODEL NO.

PRICE


CAT-30D-22-H-PL-S Drum Table, plinth base, solid surface top CAD \$ 4696

Iris

Occasional Table Collection

When ordering this product, specification codes must be added to unit Model Number, as shown below.

NOTE: Additional options must be specified separately.



FRAME FINISH –

STANCE MODEL
NUMBER –

FRAME
FINISH –

IRTR-20D-16-SS

GM Gunmetal

MB Metallic Beige

SB Smooth Black


SS Smooth Silver

TB Textured Black

TN Textured Nickel

Iris

Occasional Table Collection



IRTR-20D-16

DESCRIPTION –

End Table, round



DIMENSIONS –

Width 19.75

Depth 19.75

Height 16

Cubic Feet 5

Ship Weight, solid surface 43

Ship Weight, thermofoil 38

IRTR-20D-16-S	Corian® Solid Surface top	CAD \$	2265
IRTR-20D-16-T	Thermofoil Top	CAD \$	1159

IRTR-20D-20

DESCRIPTION –

End Table, round



DIMENSIONS –

Width 19.75

Depth 19.75

Height 20

Cubic Feet 6

Ship Weight, solid surface 44

Ship Weight, thermofoil 39

IRTR-20D-20-S	Corian® Solid Surface top	CAD \$	2279
IRTR-20D-20-T	Thermofoil Top	CAD \$	1174

IRTR-24D-16

DESCRIPTION –

End Table, round



DIMENSIONS –

Width 23.75

Depth 23.75

Height 16

Cubic Feet 6


Ship Weight, solid surface 47

Ship Weight, thermofoil 41

IRTR-24D-16-S	Corian® Solid Surface top	CAD \$	2361
IRTR-24D-16-T	Thermofoil Top	CAD \$	1187

Iris

Occasional Table Collection



IRTR-24D-20

DESCRIPTION –

End Table, round



DIMENSIONS –

Width 23.75

Depth 23.75

Height 20

Cubic Feet 8

Ship Weight, solid surface 48

Ship Weight, thermofoil 42

IRTR-24D-20-S	Corian® Solid Surface top	CAD \$	2375
IRTR-24D-20-T	Thermofoil Top	CAD \$	1203

IRTR-30D-16

DESCRIPTION –

Coffee Table



DIMENSIONS –

Width 29.75

Depth 29.75

Height 16

Cubic Feet 10

Ship Weight, solid surface 62

Ship Weight, thermofoil 56

IRTR-30D-16-S	Corian® Solid Surface top	CAD \$	2610
IRTR-30D-16-T	Thermofoil Top	CAD \$	1439

IRTS-2020-16

DESCRIPTION –

End Table, soft-square



DIMENSIONS –

Width 19.75

Depth 19.75

Height 16

Cubic Feet 5


Ship Weight, solid surface 47

Ship Weight, thermofoil 41

IRTS-2020-16-S	Corian® Solid Surface top	CAD \$	2314
IRTS-2020-16-T	Thermofoil Top	CAD \$	1228

Iris

Occasional Table Collection



IRTS-2020-20

DESCRIPTION –

End Table, soft-square



DIMENSIONS –

- Width 19.75
- Depth 19.75
- Height 20
- Cubic Feet 6
- Ship Weight, solid surface 48
- Ship Weight, thermofoil 42

IRTS-2020-20-S	Corian® Solid Surface top	CAD \$	2329
IRTS-2020-20-T	Thermofoil Top	CAD \$	1242

IRTS-2424-16

DESCRIPTION –

End Table, soft-square



DIMENSIONS –

- Width 23.75
- Depth 23.75
- Height 16
- Cubic Feet 6
- Ship Weight, solid surface 51
- Ship Weight, thermofoil 45

IRTS-2424-16-S	Corian® Solid Surface top	CAD \$	2410
IRTS-2424-16-T	Thermofoil Top	CAD \$	1292

IRTS-2424-20

DESCRIPTION –

End Table, soft-square




DIMENSIONS –

- Width 23.75
- Depth 23.75
- Height 20
- Cubic Feet 8
- Ship Weight, solid surface 52
- Ship Weight, thermofoil 46

IRTS-2424-20-S	Corian® Solid Surface top	CAD \$	2424
IRTS-2424-20-T	Thermofoil Top	CAD \$	1307

Iris

Occasional Table Collection



IRTS-3030-16

DESCRIPTION –

Coffee Table, soft-square



DIMENSIONS –

Width 29.75

Depth 29.75

Height 16

Cubic Feet 10


Ship Weight, solid surface 69

Ship Weight, thermofoil 62

IRTS-3030-16-S	Corian® Solid Surface top	CAD \$	2737
IRTS-3030-16-T	Thermofoil Top	CAD \$	1598

Finishes


METAL FINISHES –



POLYURETHANE ARM CAP FINISHES –



WOOD / LAMINATE / THERMOFOIL FINISHES –




CORIAN® SOLID SURFACE FINISHES –



MARMOLEUM™ –



FRONTIER/FLO FINISHES –



POLYURETHANE NO-DRIP EDGE FINISHES –

