


Onward Lounge Seating - For Behavioral Health Ordering Guide

When ordering Onward Lounge BH seating products, please specify the following information:



Specification codes must be added to unit Model No. as shown below.

Upholstery and additional options must be specified separately.

For connected seating requirements, please contact our sales office for pricing and assistance.

Specification code sample:

ONLI2IF-BH - CH

Model No.

Wood
finish code

*Add -PA for optional polyurethane arm cap

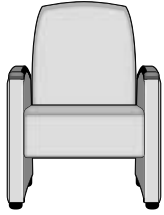
Specification Codes:

Wood finish codes:

- Candlelight (CL)
- Cherry Blossom (CB)
- Chocolate (CH)
- Hard Rock Maple (HM)
- Mahogany (MA)
- Rustic Cherry (RC)
- Summer Flame (SF)

Onward Lounge Seating For Behavioral Health

Different fabrics may be specified on the seat and on the back. In this case, use the higher grade of the two. No additional upcharge applies.



*Shown with optional wood arm caps

Description

Heavy-Duty Lounge Chair

Part No. ONL121F-BH

Add back shape code to model number:

- Square Back (-SQ)
- Round Back (-RB)

Dimensions

Width 24.5
Height 34.25
Seat Height 18.5
Seat Width 21
Seat Depth 19
Arm Height 26.5
Com YD-Back: 1.25
Com YD-Seat: 0.75
Com YD-Arms: 3
Weight 68
Cubic Feet 13

COM

1

2

3

4

5

6

ONL121F-BH

1750

1959

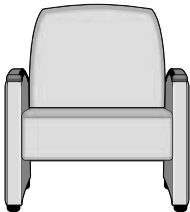
2173

2390

2610

2835

Options: • CAL 133 \$195.00 list • Moisture barrier \$160.00 list • Clean-out gap between chair arm and seat cushion \$95.00 list
• Wood arm caps \$149.00 list/pair • Polyurethane arm caps \$130.00 list/pair • Solid Surface Arm Caps: Please contact Stance Customer Service for pricing



*Shown with optional wood arm caps

Description

Heavy-Duty Lounge Chair, Bariatric model
31" seat width

Part No. ONL131F-BH

Add back shape code to model number:

- Square Back (-SQ)
- Round Back (-RB)

Dimensions

Width 34.5
Height 34.25
Seat Height 18.5
Seat Width 31
Seat Depth 19
Arm Height 26.5
Com YD-Back: 1.75
Com YD-Seat: 1.25
Com YD-Arms: 3
Weight 82
Cubic Feet 19

COM

1

2

3

4

5

6

ONL131F-BH

2104

2367

2636

2909

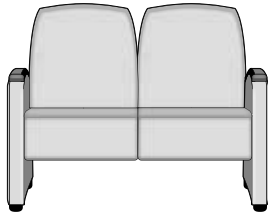
3187

3469

Options: • CAL 133 \$195.00 list • Moisture barrier \$160.00 list • Clean-out gap between chair arm and seat cushion \$95.00 list
• Wood arm caps \$149.00 list/pair • Polyurethane arm caps \$130.00 list/pair • Solid Surface Arm Caps: Please contact Stance Customer Service for pricing

Onward Lounge Seating For Behavioral Health

Different fabrics may be specified on the seat and on the back. In this case, use the higher grade of the two. No additional upcharge applies.



*Shown with optional wood arm caps

Description

Heavy-Duty Lounge, Two-seat span (no center arm)

Part No. ONL221N-BH

Add back shape code to model number:

- Square Back (-SQ)
- Round Back (-RB)

Dimensions

Width 45.5
Height 34.25
Seat Height 18.5
Seat Width 21
Seat Depth 19
Arm Height 26.5
Com YD-Backs: 2.5
Com YD-Seats: 1.5
Com YD-Arms: 3
Weight 106
Cubic Feet 26

COM

1

2

3

4

5

6

ONL221N-BH

2445

2742

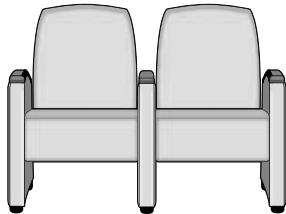
3045

3353

3666

3985

Options: • CAL 133 \$240.00 list • Moisture barrier \$210.00 list • Clean-out gap between chair arm and seat cushion \$95.00 list
• Wood arm caps \$149.00 list/pair • Polyurethane arm caps \$130 list/pair • Solid Surface Arm Caps: Please contact Stance Customer Service for pricing



*Shown with optional wood arm caps

Description

Heavy-Duty Lounge, Two-seat span with intervening arm

Part No. ONL221F-BH

Add back shape code to model number:

- Square Back (-SQ)
- Round Back (-RB)

Dimensions

Width 47.5
Height 34.25
Seat Height 18.5
Seat Width 21
Seat Depth 19
Arm Height 26.5
Com YD-Backs: 2.5
Com YD-Seats: 1.5
Com YD-Arms: 4.5
Weight 120
Cubic Feet 26

COM

1

2

3

4

5

6

ONL221F-BH

2920

3287

3660

4040

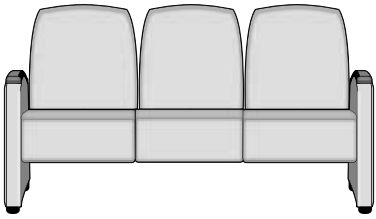
4426

4820

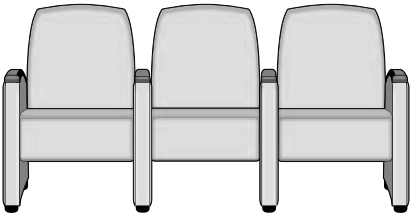
Options: • CAL 133 \$240.00 list • Moisture barrier \$210.00 list • Clean-out gap between chair arm and seat cushion \$95.00 list
• Wood arm caps \$225.00 list/set of 3 • Polyurethane arm caps \$195.00 list/set of 3 • Solid Surface Arm Caps: Please contact Stance Customer Service for pricing

Onward Lounge Seating For Behavioral Health

Different fabrics may be specified on the seat and on the back. In this case, use the higher grade of the two. No additional upcharge applies.

	Description		Dimensions			
 <p>*Shown with optional wood arm caps</p>	Heavy-Duty Lounge, Three-seat span (no center arm)		Width 67			
	Part No. ONL321N-BH Add back shape code to model number: <ul style="list-style-type: none"> • Square Back (-SQ) • Round Back (-RB) 		Height 34.25 Seat Height 18.5 Seat Width 21 Seat Depth 19 Arm Height 26.5 Com YD-Backs: 3.75 Com YD-Seats: 2.25 Com YD-Arms: 3 Weight 140 Cubic Feet 40			
COM						
	1	2	3	4	5	6
ONL321N-BH	3398	3790	4188	4594	5007	5426

Options: • CAL 133 \$295.00 list • Moisture barrier \$265.00 list • Clean-out gap between chair arm and seat cushion \$95.00 list
 • Wood arm caps \$149.00 list/pair • Polyurethane arm caps \$130.00 list/pair • Solid Surface Arm Caps: Please contact Stance Customer Service for pricing

	Description		Dimensions			
 <p>*Shown with optional wood arm caps</p>	Heavy-Duty Lounge, Three-seat span with intervening arm		Width 70			
	Part No. ONL321F-BH Add back shape code to model number: <ul style="list-style-type: none"> • Square Back (-SQ) • Round Back (-RB) 		Height 34.25 Seat Height 18.5 Seat Width 21 Seat Depth 19 Arm Height 26.5 Com YD-Backs: 3.75 Com YD-Seats: 2.25 Com YD-Arms: 6 Weight 165 Cubic Feet 42			
COM						
	1	2	3	4	5	6
ONL321F-BH	4196	4701	5214	5737	6269	6810

Options: • CAL 133 \$295.00 list • Moisture barrier \$265.00 list • Clean-out gap between chair arm and seat cushion \$95.00 list
 • Wood arm caps \$298.00 list/set of 4 • Polyurethane arm caps \$260.00 list/set of 4 • Solid Surface Arm Caps: Please contact Stance Customer Service for pricing