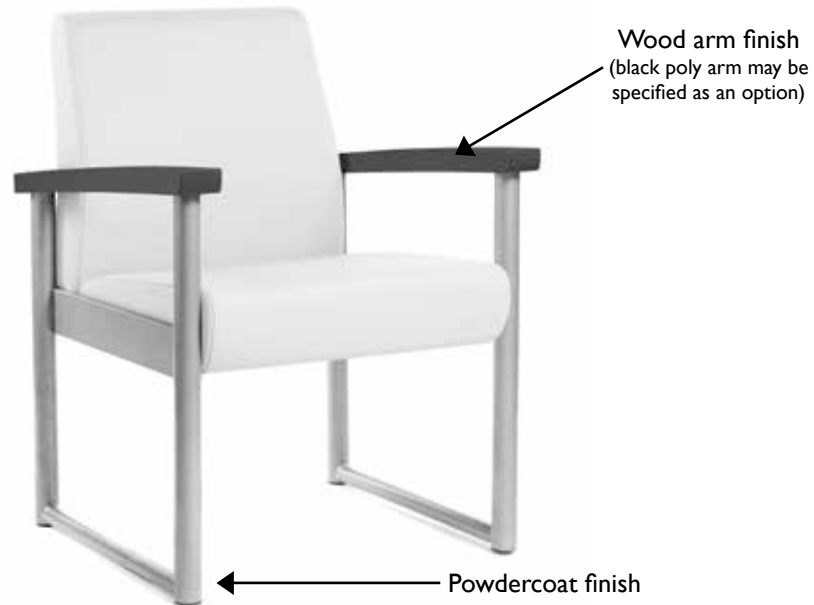


Oasis Seating Collection - For Behavioral Health Ordering Guide

When ordering Oasis BH seating products, please specify the following information:



For connected seating requirements, please contact our sales office for pricing and assistance.
Specification codes must be added to unit Model No. as shown below.
Upholstery must be specified separately.

Specification code sample:

SW650IHD-OA - SS - CH

Model No.

Powdercoat
finish code

Wood
finish code

Specification Codes:

Woodgrain finish codes:

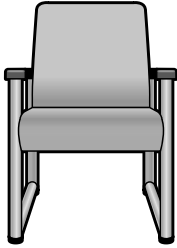
- Candlelight (CL)
- Cherry Blossom (CB)
- Chocolate (CH)
- Hard Rock Maple (HM)
- Mahogany (MA)
- Rustic Cherry (RC)
- Summer Flame (SF)

Powdercoat finish codes:

- Smooth Black (SB)
- Textured Black (TB)
- Textured Nickel (TN)
- Smooth Silver (SS)
- Gunmetal (GM)
- Metallic Beige (MB)

Oasis Seating For Behavioral Health

Different fabrics may be specified on the seat and on the back. In this case, use the higher grade of the two. No additional upcharge applies.



Description

Heavy-Duty Chair
Open arms
Model No. SW6501HD-OA
Closed arms
Model No. SW6501HD-CA

Dimensions

Width 25.5
Depth 27
Height 34.5
Seat Height 18.5
Seat Width 21
Seat Depth 19
Arm Height 26
Com YD-Back: 1.25
Com YD-Seats: 0.75
Com YD-Arms: 2
Cubic Feet 16
Weight open arms: 62
Weight closed arms: 83


COM

1 2 3 4 5 6

SW6501HD-OA	1426	1503	1581	1661	1742	1824
SW6501HD-CA	1783	1973	2166	2363	2563	2767

Options: • Bolt-to-floor brackets \$85.00/set • CAL 133 \$98.00 • Moisture barrier \$85.00 • Custom frame finish \$250.00 net per order
• Polyurethane armcaps (available in black only) no upcharge

Additional weight increments:	20 lbs: \$185.00	42 lbs: \$325.00	65 lbs: \$495.00
--------------------------------------	------------------	------------------	------------------



Description

Heavy-Duty Chair, Bariatric model
Open arms
Model No. SW6508HD-OA
Closed arms
Model No. SW6508HD-CA

Dimensions

Width 35.5
Depth 27
Height 34.5
Seat Height 18.5
Seat Width 31
Seat Depth 19
Arm Height 26
Com YD-Back: 1.5
Com YD-Seats: 1
Com YD-Arms: 2
Cubic Feet 21
Weight open arms: 93
Weight closed arms: 114

COM

1 2 3 4 5 6

SW6508HD-OA	1821	1941	2063	2188	2314	2442
SW6508HD-CA	2178	2392	2610	2833	3059	3288

Options: • Bolt-to-floor brackets \$85.00/set • CAL 133 \$98.00 • Moisture barrier \$85.00 • Custom frame finish \$250.00 net per order
• Polyurethane armcaps (available in black only) no upcharge

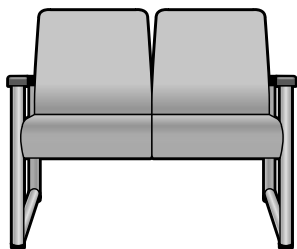
Additional weight increments:	20 lbs: \$185.00	42 lbs: \$325.00	65 lbs: \$495.00
--------------------------------------	------------------	------------------	------------------

Oasis Seating For Behavioral Health

Different fabrics may be specified on the seat and on the back. In this case, use the higher grade of the two. No additional upcharge applies.

Description

Dimensions



Heavy-Duty 2 seater without intervening arm

Open arms

Model No. SW6502HD-OA

Closed arms

Model No. SW6502HD-CA

Width 48.25
Depth 27
Height 34.5
Seat Height 18.5
Seat Width 21
Seat Depth 19
Arm Height 26

Com YD-Back: 2.5
Com YD-Seats: 1.5
Com YD-Arms: 3
Cubic Feet 29
Weight open arms: 82
Weight closed arms: 103

COM

1 2 3 4 5 6

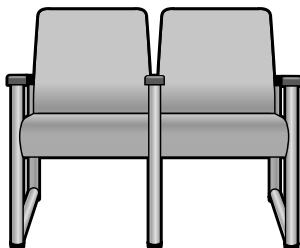
SW6502HD-OA	2546	2722	2901	3083	3268	3456
SW6502HD-CA	3081	3413	3751	4094	4444	4800

Options: • Bolt-to-floor brackets \$85.00/set • CAL 133 \$196.00 • Moisture barrier \$170.00 • Custom frame finish \$250.00 net per order
• Polyurethane armcaps (available in black only) no upcharge

Additional weight increments:	40 lbs: \$370.00	84 lbs: \$650.00	130 lbs: \$990.00
--------------------------------------	------------------	------------------	-------------------

Description

Dimensions



Heavy-Duty 2 seater with intervening arm

Open arms

Model No. SW6504HD-OA

Closed arms

Model No. SW6504HD-CA

Width 48.25
Depth 27
Height 34.5
Seat Height 18.5
Seat Width 21
Seat Depth 19
Arm Height 26

Com YD-Back: 2.5
Com YD-Seats: 1.5
Com YD-Arms: 3
Cubic Feet 29
Weight open arms: 107
Weight closed arms: 128

COM

1 2 3 4 5 6

SW6504HD-OA	2546	2722	2901	3083	3268	3456
SW6504HD-CA	3081	3413	3751	4094	4444	4800

Options: • Bolt-to-floor brackets \$85.00/set • CAL 133 \$196.00/chair • Moisture barrier \$170.00 • Custom frame finish \$170.00
• Polyurethane armcaps (available in black only) no upcharge

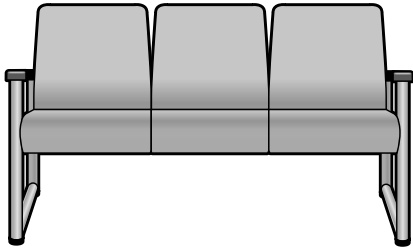
Additional weight increments:	40 lbs: \$370.00	84 lbs: \$650.00	130 lbs: \$990.00
--------------------------------------	------------------	------------------	-------------------

Oasis Seating For Behavioral Health

Different fabrics may be specified on the seat and on the back. In this case, use the higher grade of the two. No additional upcharge applies.

Description

Dimensions



Heavy-Duty 3 seater without intervening arms

Open arms

Model No. SW6507HD-OA

Closed arms

Model No. SW6507HD-CA

Width 71
Depth 27
Height 34.5
Seat Height 18.5
Seat Width 21
Seat Depth 19
Arm Height 26

Com YD-Back: 3.75
Com YD-Seats: 2.25
Com YD-Arms: 4
Cubic Feet 42
Weight open arms: 152
Weight closed arms: 172

COM

1

2

3

4

5

6

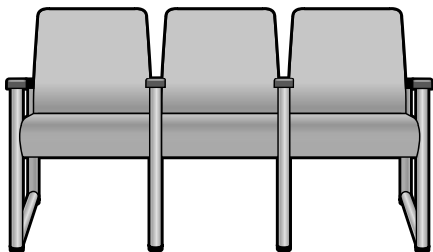
SW6507HD-OA	3762	4014	4270	4530	4794	5064
SW6507HD-CA	4476	4950	5433	5925	6424	6932

Options: • Bolt-to-floor brackets \$85.00/set • CAL 133 \$294.00 • Moisture barrier \$255.00 • Custom frame finish \$250.00 net per order
• Polyurethane armcaps (available in black only) no upcharge

Additional weight increments:	60 lbs \$555.00	126 lbs: \$976.00	195 lbs: \$1485.00
--------------------------------------	-----------------	-------------------	--------------------

Description

Dimensions



Heavy-Duty 3 seater with intervening arms

Open arms

Model No. SW6505HD-OA

Closed arms

Model No. SW6505HD-CA

Width 71
Depth 27
Height 34.5
Seat Height 18.5
Seat Width 21
Seat Depth 19
Arm Height 26

Com YD-Back: 3.75
Com YD-Seats: 2.25
Com YD-Arms: 4
Cubic Feet 42
Weight open arms: 102
Weight closed arms: 123

COM

1

2

3

4

5

6

SW6505HD-OA	3762	4014	4270	4530	4794	5064
SW6505HD-CA	4476	4950	5433	5925	6424	6932

Options: • Bolt-to-floor brackets \$85.00/set • CAL 133 \$294.00 • Moisture barrier \$255.00 • Custom frame finish \$250.00 net per order
• Polyurethane armcaps (available in black only) no upcharge

Additional weight increments:	60 lbs \$555.00	126 lbs: \$976.00	195 lbs: \$1485.00
--------------------------------------	-----------------	-------------------	--------------------