


marathon product specs



marathon

Construction

- Fully welded frame is constructed of heavy 14-gauge, 1-1/4" tubular steel, powder coated for long life
- Contoured back panel is constructed of laminated, high density hardwood veneers using a RF process and a UF resin with very low offgas emissions
- Plywood seat panel is covered with a hytel elastomer composite that retains its original shape for long life and enhanced comfort
- Seat and back foam contains environmentally-friendly bio-based materials and is California TBI 17-2013 Compliant. This hi-resiliency foam resists flattening for longer life and enhanced comfort
- Arms are constructed from 33% glass filled nylon

Features

- Limited Lifetime Warranty
- Fully welded 14-gauge powder-coated steel frame
- Heavy-duty arm constructed of glass-filled nylon
- Exceeds BIFMA Seating Durability test to 500 lb.
- Available in 3 seat widths: 21", 24" and 31"
- Collection includes coordinating tables
- Seat, back and arms can be replaced if necessary
- Arm designed to assist with ingress and egress
- Wall-saver frame design protects walls from damage
- Clean-out spacing between seat and back








Options

- Choice of 6 frame colors and 3 arm colors
- Contrasting fabrics
- Custom frame finishes
- Coordinating tabletops available in solid surface
- CAL TB 133 Compliance
- Moisture Barrier

See next page for product dimensions, weights etc.



marathon product specs

	Model #	Width	Height	Depth	Seat Height	Seat Depth	Arm Height	COM Yard Back	COM Yard Seat	Weight	Weight Rating
 Guest chair, 21" seat	MRC121F	23.5	35	27.5	18.5	19.5	26.5	1	0.75	31 lbs	500 lbs
 Guest chair, 24" seat	MRC124F	26.5	35	27.5	18.5	19.5	26.5	1	0.75	34 lbs	500 lbs
 Guest chair, 31" seat	MRC131F	33.5	35	27.5	18.5	19.5	26.5	1.75	1.25	41 lbs	750 lbs
 Two-seater, 21" seats	MRC221F	47.75	35	27.5	18.5	19.5	26.5	2	1.5	54 lbs	750 lbs
 Two-seater, 24" seats	MRC224F	51.75	35	27.5	18.5	19.5	26.5	3	2.25	60 lbs	750 lbs
 Three-seater, 21" seats	MRC321F	68	35	27.5	18.5	19.5	26.5	2	1.5	78 lbs	1000 lbs
 Three-seater, 24" seats	MRC324F	77	35	27.5	18.5	19.5	26.5	3	2.25	88 lbs	1000 lbs