

# liberty

behavioral health case goods



# liberty

The Liberty BH Collection exudes a warm, residential aesthetic without sacrificing durability and safety. Tops, doors and drawer fronts are surfaced with seamless thermofoil and feature softened edges to reduce risk of injury.

## Features


- Cabinets can be specified with drawers, door(s) or open fixed shelves
- Drawers are non-removable without a special tool
- Anti-ligature features include integral finger pulls, continuous hinges and J-Bar in wardrobe
- Cabinet tops are 1" thick and flush-mounted to inhibit handling of the unit
- Wardrobe doors hung on steel piano hinges
- Wardrobe top is sloped to eliminate non-visual surface area
- All joints reinforced with double-dowel construction

## Options


- Custom finishes
- Custom dimensions
- Can be bolted to floor or wall
- Additional weight can be added
- Bed options include storage compartment and restraint loops
- Units can be supplied with various lock types
- Custom Finger Pull designs available



## features



All edges softened to reduce risk of injury



Curved finger pull is standard.  
Custom shapes available



All drawers are non-removable



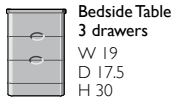
ble

Wardrobe features continuous piano hinge

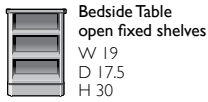
Wardrobe J-bar replaces traditional hanger rod

Wardrobe top is sloped so surface is visible

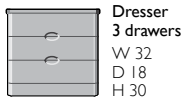
# Statement of Line



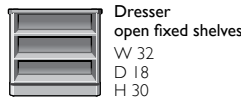
**Bedside Table  
3 drawers**  
W 19  
D 17.5  
H 30



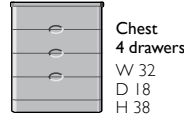
**Bedside Table  
open fixed shelves**  
W 19  
D 17.5  
H 30



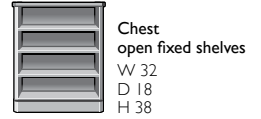
**Dresser  
3 drawers**  
W 32  
D 18  
H 30



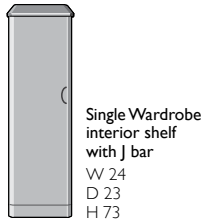
**Dresser  
open fixed shelves**  
W 32  
D 18  
H 30



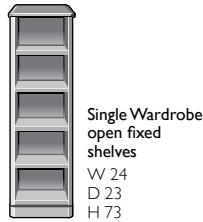
**Chest  
4 drawers**  
W 32  
D 18  
H 38



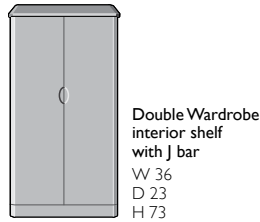
**Chest  
open fixed shelves**  
W 32  
D 18  
H 38



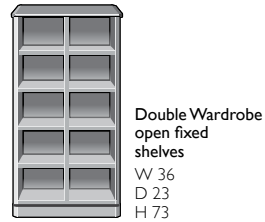
**Single Wardrobe  
interior shelf  
with J bar**  
W 24  
D 23  
H 73



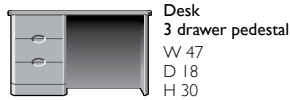
**Single Wardrobe  
open fixed  
shelves**  
W 24  
D 23  
H 73



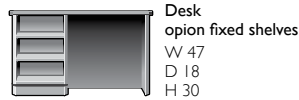
**Double Wardrobe  
interior shelf  
with J bar**  
W 36  
D 23  
H 73



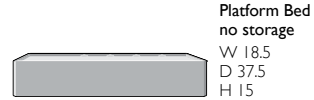
**Double Wardrobe  
open fixed  
shelves**  
W 36  
D 23  
H 73



**Desk  
3 drawer pedestal**  
W 47  
D 18  
H 30



**Desk  
option fixed shelves**  
W 47  
D 18  
H 30




**Platform Bed  
no storage**  
W 18.5  
D 37.5  
H 15

*\*Available with or without  
behavioral health mattress*

## Thermofoil/Laminate finish selection:




Hardrock  
Maple (HM)



Candlelight  
(CL)



Rustic Cherry  
(RC)



Summer Flame  
(SF)



Mahogany  
(MA)



Cherry  
Blossom (CB)



Grenada  
(GR)



Chocolate  
(CH)



## Mattress for Behavioral Health

Behavioral Health mattress offers extreme durability, featuring a heavy-duty polyurethane coated nylon that is seamless, tear-resistant and treated to resist fungal growth and bacteria.



STANCE | HEALTHCARE

45 Goodrich Drive Kitchener, ON N2C 0B8 tel 1.877.395.2623 fax 1.877.395.6270 stancehealthcare.com  
S04-18 © Stance Healthcare Inc. all rights reserved.

