

Legend Seating Collection - For Behavioral Health Ordering Guide

When ordering Legend seating products, please specify the following information:



Specification codes must be added to unit Model No. as shown below.

Upholstery and additional options must be specified separately.

Specification code sample:

LHD-21-BH - SS - MA

Model No.

Frame finish

Arm style

Specification Codes:

Frame finish codes:

- Smooth Black (SB)
- Textured Black (TB)
- Textured Nickel (TN)
- Smooth Silver (SS)
- Gunmetal (GM)
- Metallic Beige (MB)

Arm codes:


- Wood
- Candlelight (CL)
- Cherry Blossom (CB)
- Chocolate (CH)
- Hard Rock Maple (HM)
- Mahogany (MA)
- Rustic Cherry (RC)
- Summer Flame (SF)

Polyurethane

- Black (PB)
- Grey (PG)
- Taupe (PT)

Legend Seating For Behavioral Health

Different fabrics may be specified on the seat and on the back. In this case, use the higher grade of the two. No additional upcharge applies.



Description

Guest chair
21" seat width
Model No. LHD-21-BH

Dimensions

Width 24.5
Depth 25.25
Height 34.25
Seat Height 18
Seat Width 21
Seat Depth 19
Arm Height 26.5
Com YD-Back 1
Com YD-Seat 0.75
Com YD-Arms 1
Cubic Feet 13
Weight 50


COM

1 2 3 4 5 6

LHD-21	1193	1311	1436	1568	1695	1829
---------------	-------------	-------------	-------------	-------------	-------------	-------------

Options: • CAL 133 \$98.00/seat • Moisture barrier \$85.00/seat • Urethane arm caps: no upcharge
• Solid Surface Arm Caps: Please contact Stance Customer Service for pricing • Bolt-to-floor brackets \$85.00/set • Custom frame finish \$250.00 net per order

Additional weight increments:	20 lbs: \$185.00	42 lbs: \$325.00	65 lbs: \$495.00
--------------------------------------	------------------	------------------	------------------



Description

Guest chair
24" seat width
Model No. LHD-24-BH

Dimensions

Width 27.5
Depth 25.25
Height 34.25
Seat Height 18
Seat Width 24
Seat Depth 19
Arm Height 26.5
Com YD-Back 1
Com YD-Seat 0.75
Com YD-Arms 1
Cubic Feet 15
Weight 54

COM

1 2 3 4 5 6

LHD-24	1313	1447	1594	1740	1889	2028
---------------	-------------	-------------	-------------	-------------	-------------	-------------

Options: • CAL 133 \$98.00/seat • Moisture barrier \$85.00/seat • Urethane arm caps: no upcharge
• Solid Surface Arm Caps: Please contact Stance Customer Service for pricing • Bolt-to-floor brackets \$85.00/set • Custom frame finish \$250.00 net per order


Additional weight increments:	20 lbs: \$185.00	42 lbs: \$325.00	65 lbs: \$495.00
--------------------------------------	------------------	------------------	------------------

Legend Seating For Behavioral Health

Different fabrics may be specified on the seat and on the back. In this case, use the higher grade of the two. No additional upcharge applies.

Description

Dimensions



Guest chair
31" seat width
Model No. LHD-31-BH

Width 34.5
Depth 25.25
Height 34.25
Seat Height 18
Seat Width 31
Seat Depth 19
Arm Height 26.5
Com YD-Back 1.75
Com YD-Seat 1.25
Com YD-Arms 1
Ship Weight 54
Cubic Feet 19
Weight 65

COM

1 2 3 4 5 6

LHD-31	1533	1711	1893	2079	2267	2459
---------------	-------------	-------------	-------------	-------------	-------------	-------------

Options: • CAL 133 \$98.00/seat • Moisture barrier \$85.00/seat • Urethane arm caps: no upcharge
• Solid Surface Arm Caps: Please contact Stance Customer Service for pricing • Bolt-to-floor brackets \$85.00/set • Custom frame finish \$250.00 net per order

Additional weight increments:	20 lbs: \$185.00	42 lbs: \$325.00	65 lbs: \$495.00
--------------------------------------	------------------	------------------	------------------