


# Empire Seating - For Behavioral Health Ordering Guide

When ordering Empire seating products, please specify the following information:



Specification codes must be added to unit Model No. as shown below.

Upholstery and additional options must be specified separately.

Specification code sample:

**EMLI 19F - BK**

Model No.


Color code


## Specification Codes:

### Color selection codes:

- Black (BK)
- Blue Gray (BG)
- Brown (BN)
- Green (GN)
- Slate Blue (SB)

# Empire Seating For Behavioral Health

	Description	Price	Dimensions
	<p>Empire Behavioral health lounge seating with arms</p> <p><b>Model No. EML119F</b></p> <p>* Add color to unit Model No.</p> <ul style="list-style-type: none"> <li>• Black (BK)</li> <li>• Blue Gray (BG)</li> <li>• Brown (BN)</li> <li>• Green (GR)</li> <li>• Slate Blue (SB)</li> </ul>	658	<p>Width 24 Depth 21 Height 33 Seat Height 17 Seat Width 19 Ship Weight 30</p>


	Description	Price	Dimensions
	<p>Empire Behavioral health lounge seating with arms and rear ballast door for ability to add weight</p> <p><b>Model No. EML119F-BD</b></p> <p>* Add color to unit Model No.</p> <ul style="list-style-type: none"> <li>• Black (BK)</li> <li>• Blue Gray (BG)</li> <li>• Brown (BN)</li> <li>• Green (GR)</li> <li>• Slate Blue (SB)</li> </ul>	778	<p>Width 24 Depth 21 Height 33 Seat Height 17 Seat Width 19 Ship Weight 30</p>


Model No. will go as follows:

**EML119F-BK-BD**

Color    Ballast  
                 door  
                 option

# Empire Seating For Behavioral Health

Description	Price	Dimensions
 <p>Empire Armless behavioral health lounge seating <b>Model No. EML124A</b> * Add color to unit Model No.</p> <ul style="list-style-type: none"> <li>• Black (BK)</li> <li>• Blue Gray (BG)</li> <li>• Brown (BN)</li> <li>• Green (GR)</li> <li>• Slate Blue (SB)</li> </ul>	629	<p>Width 24 Depth 21 Height 33 Seat Height 15 Seat Width 24 Ship Weight 30</p>

Description	Price	Dimensions
 <p>Empire Armless behavioral health lounge seating with rear ballast door for ability to add weight <b>Model No. EML124A-BD</b> * Add color to unit Model No.</p> <ul style="list-style-type: none"> <li>• Black (BK)</li> <li>• Blue Gray (BG)</li> <li>• Brown (BN)</li> <li>• Green (GR)</li> <li>• Slate Blue (SB)</li> </ul>	759	<p>Width 24 Depth 21 Height 33 Seat Height 15 Seat Width 24 Ship Weight 30</p>

Model No. will go as follows:

**EML124A-BK-BD**

Color    Ballast  
          door  
          option