

attessa

modular seating collection



attessa

Attessa from Stance Healthcare is modular lounge seating and tables designed to suit a wide range of spaces. While the first impression is one of style and comfort, Attessa modular components are built to serve high-traffic, public areas

Features

- Limited Lifetime Warranty
- Wide range of modules for increased versatility
- Engineered plywood and 14-gauge steel bracketing provide enhanced durability
- 850lb. static load weight rating
- Nylon-webbed seat deck provides increased comfort
- Heavy-duty ganging system is intuitive and easy to install

Options

- Choice of laminate or solid surface tabletops
- Choice of wood or powdercoated steel leg
- Custom wood, laminate or powdercoat finishes
- Contrasting fabrics
- CALTB 133 Compliance
- Moisture Barrier



Stance Healthcare seating products are Level Certified. To learn more, visit www.levelcertified.org.



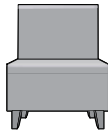


SYMBOL OF STRENGTH

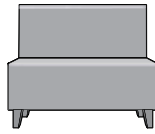
This product meets the standard set for the Stance Healthcare Symbol of Strength. The emblem denotes a level of durability that goes above and beyond the demands of the environment in which it is placed. Some would call this "over-engineering." We prefer to call it exceeding expectations. We make this statement of quality on selected products that meet strict criteria in order to qualify.

Stance Healthcare takes pride in building furniture that you can depend on for years to come. The healthcare sector can be tough on furniture, and Stance rises to the challenge with a show of strength.

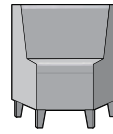
Statement of Line



One seat lounge
W 23
D 28
H 32
Seat H 18



Two seat lounge
W 46
D 28
H 32
Seat H 18



30° inside corner seat
W 34
D 28
H 32
Seat H 18



30° outside corner seat
W 34
D 28
H 32
Seat H 18



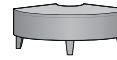
90° corner bench, radiused
W 31.25
D 31.25
H 18



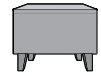
One seat bench
W 23
D 28
H 18



Two seat bench
W 46
D 28
H 18



90° corner table, radiused
W 29.5
D 29.5
H 14.5




Square table
W 23
D 23
H 14.5

Wood/laminate finish selection (solid surface finishes also available for tabletops):




Hardrock
Maple (HM)



Candlelight
(CL)



Rustic Cherry
(RC)



Summer Flame
(SF)



Mahogany
(MA)



Cherry
Blossom (CB)



Grenada
(GR)



Chocolate
(CH)



STANCE | HEALTHCARE

45 Goodrich Drive Kitchener, ON N2C 0B8 tel 1.877.395.2623 fax 1.877.395.6270 stancehealthcare.com
S02-16 © Stance Healthcare Inc. all rights reserved.

