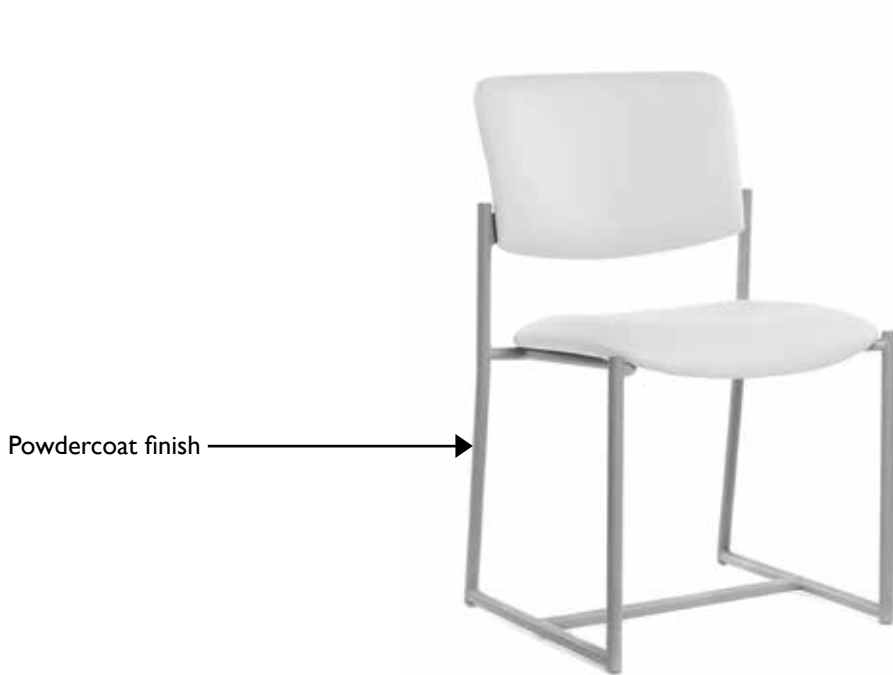


# Accent Seating Collection - For Behavioral Health Ordering Guide

When ordering Accent BH seating products, please specify the following information:



Specification codes must be added to unit Model No. as shown below.

Upholstery and additional options must be specified separately.

Specification code sample:

**SA500-BH - SS**

Model No.

Powdercoat  
finish code


## Specification Codes:

### Standard powdercoat finish codes:

- Smooth Black (SB)
- Textured Black (TB)
- Textured Nickel (TN)
- Smooth Silver (SS)
- Gunmetal (GM)
- Metallic Beige (MB)

# Accent Seating For Behavioral Health

Different fabrics may be specified on the seat and on the back. In this case, use the higher grade of the two. No additional upcharge applies.



## Description

Heavy-Duty Chair  
18.5" seat width  
**Model No. SA500-HD**

## Dimensions

Width 20  
Depth 21  
Height 32.5  
Seat Height 18  
Seat Width 18.5  
Seat Depth 17  
Com YD-Back: 0.5  
Com YD-Seat: 0.5  
Weight 37.5  
Cubic Feet 17

## COM

1

2

3

4

5

6

**SA500-HD**

**575**

**617**


**662**

**706**

**751**

**797**

**Options:** • CAL 133 \$59.00/chair • Moisture barrier \$48.00/chair • Custom frame finish \$175.00 net per order



## Description

Heavy-Duty Chair, with arms  
18.5" seat width  
**Model No. SA510-HD**

## Dimensions

Width 20  
Depth 21  
Height 32.5  
Seat Height 18  
Seat Width 18.5  
Seat Depth 17  
Com YD-Back: 0.5  
Com YD-Seat: 0.5  
Weight 40.5  
Cubic Feet 17

## COM

1

2

3

4

5

6

**SA510-HD**

**644**

**685**

**731**

**777**


**823**

**868**

**Options:** • CAL 133 \$59.00/chair • Moisture barrier \$48.00/chair • Custom frame finish \$175.00 net per order

# Accent Seating For Behavioral Health

Different fabrics may be specified on the seat and on the back. In this case, use the higher grade of the two. No additional upcharge applies.



**Description**

Heavy-Duty Chair, Mid-size  
22" seat width  
**Model No. SA550-HD**

**Dimensions**


Width 23.5  
Depth 21  
Height 32.5  
Seat Height 18  
Seat Width 22  
Seat Depth 17  
Com YD-Back: 0.75  
Com YD-Seat: 0.75  
Weight 48  
Cubic Feet 17

**COM**

1                      2                      3                      4                      5                      6

<b>SA550-HD</b>	<b>712</b>	<b>773</b>	<b>834</b>	<b>897</b>	<b>961</b>	<b>1026</b>
-----------------	------------	------------	------------	------------	------------	-------------

**Options:** • CAL 133 \$59.00/chair • Moisture barrier \$48.00/chair • Custom frame finish \$175.00 net per order



**Description**

Heavy-Duty Chair, Bariatric  
26" seat width  
**Model No. SA570-HD**

**Dimensions**

Width 27.5  
Depth 21  
Height 32.5  
Seat Height 18  
Seat Width 26  
Seat Depth 17  
Com YD-Back: 1  
Com YD-Seat: 1  
Weight 56.5  
Cubic Feet 17

**COM**

1                      2                      3                      4                      5                      6

<b>SA570-HD</b>	<b>812</b>	<b>906</b>	<b>1001</b>	<b>1098</b>	<b>1197</b>	<b>1297</b>
-----------------	------------	------------	-------------	-------------	-------------	-------------

**Options:** • CAL 133 \$59.00/chair • Moisture barrier \$48.00/chair • Custom frame finish \$175.00 net per order