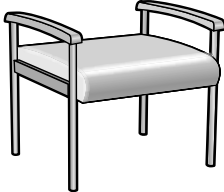
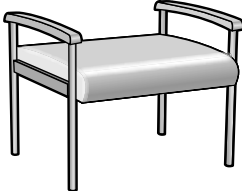


Vista II Seating Collection

	Description	Dimensions
	Single seat bench Model No. V2B-21	Width 23.5 Depth 25 Seat Height 18 Seat Width 21 Arm Height 24 Com YD 1 Ship Weight 28 Cubic Feet 10

	COM					
	1	2	3	4	5	6
V2B-21	830	880	930	980	1031	1084

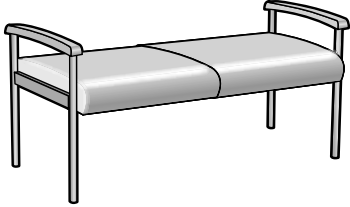
Options: • CAL 133 \$45.00 • Poly arms: no upcharge

	Description	Dimensions
	Bariatric single bench Model No. V2B-31	Width 33.5 Depth 25 Seat Height 18 Seat Width 31 Arm Height 24 Com YD 1.5 Ship Weight 38 Cubic Feet 12

	COM					
	1	2	3	4	5	6
V2B-31	1129	1206	1284	1364	1446	1526

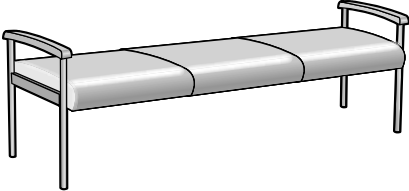
Options: • CAL 133 \$70.00 • Poly arms: no upcharge

Vista II Seating Collection

	Description	Dimensions
	Two seater bench Model No. V2B-42	Width 44.5 Depth 25 Seat Height 18 Seat Width 42 Arm Height 24 Com YD 2 Ship Weight 46 Cubic Feet 16

	COM					
	1	2	3	4	5	6
V2B-42	1223	1321	1423	1525	1629	1736

Options: • CAL 133 \$90.00 • Poly arms: no upcharge

	Description	Dimensions
	Three seater bench Model No. V2B-63	Width 65.5 Depth 25 Seat Height 18 Seat Width 63 Arm Height 24 Com YD 3 Ship Weight 65 Cubic Feet 22

	COM					
	1	2	3	4	5	6
V2B-63	1652	1799	1950	2102	2258	2415

Options: • CAL 133 \$135.00 • Poly arms: no upcharge