

Patient Seating Price List



STANCE | HEALTHCARE

stancehealthcare.com

Table of Contents



Integrity Patient Seating Collection03



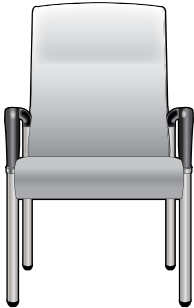
Vista II Patient Seating Collection.....04



Legend Rocker Seating Collection.....05

Integrity Seating Collection

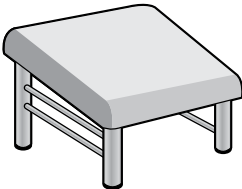
Different fabrics may be specified on the seat and on the back. In this case, use the higher grade of the two. No additional upcharge applies.

Description		Dimensions					
	Highback patient chair	Width 24.5 Depth 27 Height 45.5 Seat Height 19 Seat Width 21 Seat Depth 19.5 Arm Height 25.5 Com YD-Backs: 1.75 Com YD-Seats: 0.75 Ship Weight 43 Cubic Feet 20					
	Model No. NTP130						
COM							
	1	2	3	4	5	6	
NTP130	903	1013	1125	1239	1355	1473	

- Options:**
- CAL 133 \$98.00/seat
 - Moisture barrier \$85.00/seat
 - Wallsaver rear leg \$65.00 list
 - Custom frame finish \$28/chair
 - Mobility Option (Consists of rear-leg wheels and two handles built into the chairback, for easier mobility) \$195 list



- Self-levelling glides (for soft or uneven floors) \$45.00 list

Description		Dimensions					
	Foot rest	Width 18.5 Depth 14 Height 13 Com YD: 0.75 Ship Weight 12 Cubic Feet 3					
	Model No. NTFR						
COM							
	1	2	3	4	5	6	
NTFR	506	531	557	586	615	641	


- Options:**
- CAL 133 \$45.00



- Self-levelling glides (for soft or uneven floors) \$45.00 list

Vista II Seating Collection

Different fabrics may be specified on the seat and on the back. In this case, use the higher grade of the two. No additional upcharge applies.



Description	Dimensions	21"	24"	31"
Highback patient chair	Width	23.5	26.3	33.5
Model No. SV240-21 (21" wide)	Depth	26.5	26.5	26.5
Model No. SV240-24 (24" wide)	Height	45.5	45.5	45.5
Model No. SV240-31 (31" wide - Bariatric)	Seat Height	18.5	18.5	18.5
	Seat Width	21	24	31
	Arm Height	26	26	26
* Add back shape code to model number:	Com YD-Backs:	1.75	2	2.25
• Square back (-SB)	Com YD-Seats:	0.75	1	1.25
• Round back (-RB)	Ship Weight	46	54	56
	Cubic Feet	20	21	24

COM

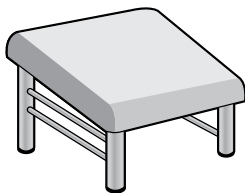
	1	2	3	4	5	6
SV240-21	1114	1257	1405	1554	1706	1861
SV240-24	1222	1362	1507	1652	1801	1952
SV240-31	1367	1509	1654	1801	1952	2104

- Options:**
- CAL 133 \$98.00/seat
 - Moisture barrier \$85.00/seat
 - Poly arms (pair): no upcharge
 - Solid Surface Arm Caps: Please contact Stance Customer Service for pricing
 - Mobility Option (Consists of rear-leg wheels and a handle built into the chairback, for easier mobility) \$195 list



Flex-back option
(on 21" and 24" guest and patient chairs) \$225.00 list

Description



Foot rest
Model No. SV2FR
(for use with both 21" and 24" chair models)

Dimensions

Width 18.5
Depth 14
Height 13
Com YD: 0.75
Ship Weight 15
Cubic Feet 3



COM

	1	2	3	4	5	6
SV2FR	506	531	557	586	615	641



- Options:**
- CAL 133 \$45.00

Legend Rocker Seating Collection

Different fabrics may be specified on the seat and on the back. In this case, use the higher grade of the two. No additional upcharge applies.

	Description		Dimensions					
 <p>Open arms 21" seat width</p>  <p>Closed arms 21" seat width</p>	Guest chair - 21" seat width Open Arms, Model No. LG21-RK-OA Closed Arms, Model No. LG21-RK-CA		Width 24.5	Depth 25.25	Height 34.25	Seat Height 18	Seat Width 21	Arm Height 26.5
			Com YD-Back: 1	Com YD-Seat: 0.75	Com YD-Arms: 1	Ship Weight 38	Cubic Feet 13	
COM			1	2	3	4	5	6
LG21-RK-OA	699	763	831	905	974	1043		
LG21-RK-CA	979	1084	1193	1308	1418	1528		

Options: • CAL 133 \$98.00/seat • Moisture barrier \$85.00/seat • Urethane arm caps: no upcharge
 • Solid Surface Arm Caps: Please contact Stance Customer Service for pricing • Custom frame finish \$28.00/chair

	Description		Dimensions					
 <p>Open arms 24" seat width</p>  <p>Closed arms 24" seat width</p>	Guest chair - 24" seat width Open Arms, Model No. LG24-RK-OA Closed Arms, Model No. LG24-RK-CA		Width 27.5	Depth 25.25	Height 34.25	Seat Height 18	Seat Width 21	Arm Height 26.5
			Com YD-Back: 1	Com YD-Seat: 0.75	Com YD-Arms: 1	Ship Weight 42	Cubic Feet 15	
COM			1	2	3	4	5	6
LG24-RK-OA	808	891	976	1062	1148	1222		
LG24-RK-CA	1088	1209	1338	1465	1591	1706		

Options: • CAL 133 \$98.00/seat • Moisture barrier \$85.00/seat • Urethane arm caps: no upcharge
 • Solid Surface Arm Caps: Please contact Stance Customer Service for pricing • Custom frame finish \$28.00/chair