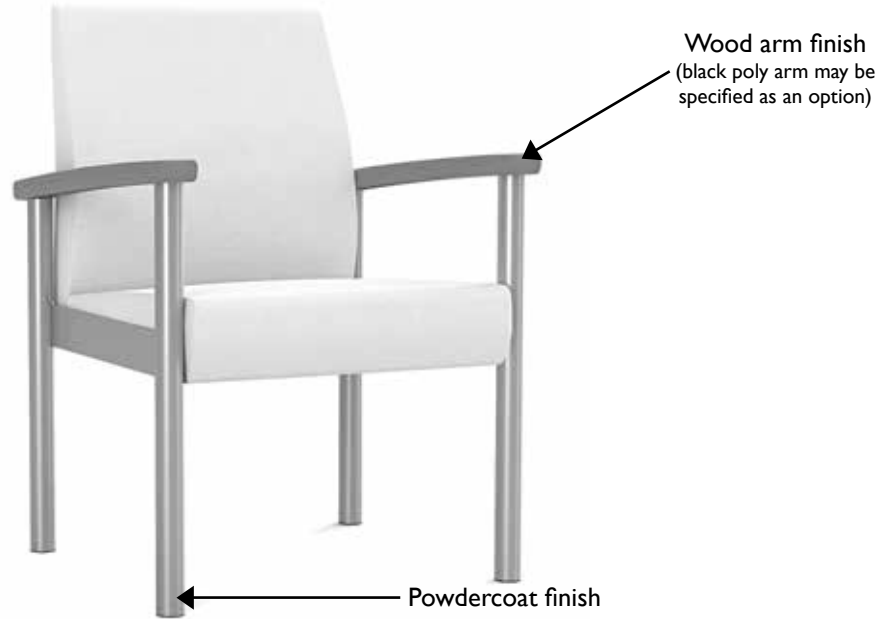


Oasis Seating Collection

Ordering Guide

When ordering Oasis seating products, please specify the following information:



For connected seating requirements, please contact our sales office for pricing and assistance.

Specification codes must be added to unit Model No. as shown below.

Upholstery must be specified separately.

Specification code sample:

SO650I - SS - CL

Model No.

Powdercoat
finish code

Wood
finish code

Specification Codes:

Woodgrain finish codes:

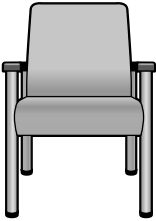
- Candlelight (CL)
- Cherry Blossom (CB)
- Chocolate (CH)
- Grenada (GR)
- Hard Rock Maple (HM)
- Mahogany (MA)
- Rustic Cherry (RC)
- Summer Flame (SF)

Powdercoat finish codes:


- Smooth Black (SB)
- Textured Black (TB)
- Textured Nickel (TN)
- Smooth Silver (SS)
- Gunmetal (GM)
- Metallic Beige (MB)

Oasis Seating Collection

Different fabrics may be specified on the seat and on the back. In this case, use the higher grade of the two. No additional upcharge applies.

	Description		Dimensions				
	Single seat with arms		Width 25.5				
	Model No. S06501		Depth 25.5				
							Height 34.5
							Seat Height 18.5
							Seat Width 21
							Arm Height 26
							Com YD-Backs 1.25
							Com YD-Seats 0.75
							Ship Weight 50
							Cubic Feet 16
	COM						
	1	2	3	4	5	6	
S06501	1152	1240	1331	1422	1516	1611	

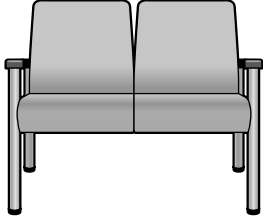
Options: • CAL 133 \$98.00/seat • Poly arms option no upcharge • Solid Surface Arm Caps: Please contact Stance Customer Service for pricing
 • Moisture Barrier \$85.00 list/seat

	Description		Dimensions				
	Bariatric single chair		Width 35.5				
	Weight rating: 750lbs.		Depth 25.5				
							Height 34.5
							Seat Height 18.5
							Seat Width 31
							Arm Height 26
							Com YD-Backs 1.75
							Com YD-Seats 1.25
							Ship Weight 78
							Cubic Feet 21
	COM						
	1	2	3	4	5	6	
S06508	1457	1587	1719	1853	1991	2129	

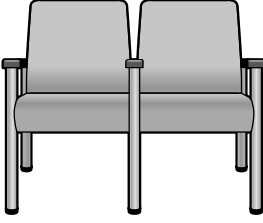
Options: • CAL 133 \$98.00/seat • Poly arms option no upcharge • Solid Surface Arm Caps: Please contact Stance Customer Service for pricing
 • Moisture Barrier \$85.00 list/seat

Oasis Seating Collection

Different fabrics may be specified on the seat and on the back. In this case, use the higher grade of the two. No additional upcharge applies.

		Description		Dimensions			
		Two seater with outside arms		Width 46.75			
		Model No. S06502		Depth 25.5			
				Height 34.5			
				Seat Height 18.5			
				Seat Width 21			
				Arm Height 26			
				Com YD-Backs 2.5			
				Com YD-Seats 1.5			
				Ship Weight 96			
				Cubic Feet 28			
		COM					
		1	2	3	4	5	6
S06502	1729	1902	2078	2257	2439	2624	

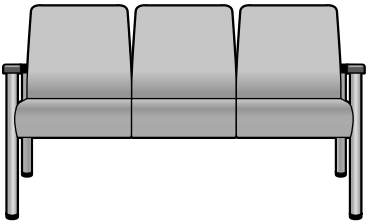
Options: • CAL 133 \$98.00/seat • Poly arms option no upcharge • Solid Surface Arm Caps: Please contact Stance Customer Service for pricing
• Moisture Barrier \$85.00 list/seat

		Description		Dimensions			
		Two seater with center full arm		Width 48.25			
		Model No. S06504		Depth 25.5			
				Height 34.5			
				Seat Height 18.5			
				Seat Width 21			
				Arm Height 26			
				Com YD-Backs 2.5			
				Com YD-Seats 1.5			
				Ship Weight 113			
				Cubic Feet 29			
		COM					
		1	2	3	4	5	6
S06504	1997	2173	2351	2533	2718	2905	

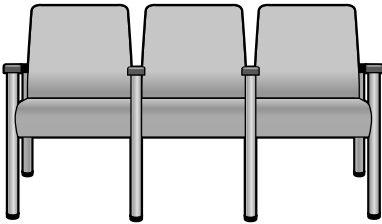
Options: • CAL 133 \$98.00/seat • Poly arms option no upcharge • Solid Surface Arm Caps: Please contact Stance Customer Service for pricing
• Moisture Barrier \$85.00 list/seat

Oasis Seating Collection

Different fabrics may be specified on the seat and on the back. In this case, use the higher grade of the two. No additional upcharge applies.

	Description	Dimensions					
	Three seater with outside arms Model No. S06505	Width 68	Depth 25.5	Height 34.5	Seat Height 18.5	Seat Width 21	Arm Height 26
		Com YD-Backs 3.75	Com YD-Seats 2.25	Ship Weight 130	Cubic Feet 40		
	COM	1	2	3	4	5	6
S06505	2172	2426	2686	2949	3218	3490	

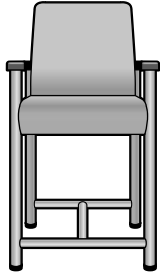
Options: • CAL 133 \$98.00/seat • Poly arms option no upcharge • Solid Surface Arm Caps: Please contact Stance Customer Service for pricing
• Moisture Barrier \$85.00 list/seat

	Description	Dimensions					
	Three seater with center full arms Model No. S06507	Width 71	Depth 25.5	Height 34.5	Seat Height 18.5	Seat Width 21	Arm Height 26
		Com YD-Backs 3.75	Com YD-Seats 2.25	Ship Weight 162	Cubic Feet 42		
	COM	1	2	3	4	5	6
S06507	2896	3157	3424	3695	3971	4250	

Options: • CAL 133 \$98.00/seat • Poly arms option no upcharge • Solid Surface Arm Caps: Please contact Stance Customer Service for pricing
• Moisture Barrier \$85.00 list/seat

Oasis Seating Collection

Different fabrics may be specified on the seat and on the back. In this case, use the higher grade of the two. No additional upcharge applies.



Description

Hip chair
Model No. S06510

Dimensions

Width 25.5
 Depth 25.5
 Height 40.5
 Seat Height 24.5
 Seat Width 21
 Arm Height 26
 Com YD-Backs 1.25
 Com YD-Seats 0.75
 Ship Weight 68
 Cubic Feet 18

COM

1

2

3

4

5

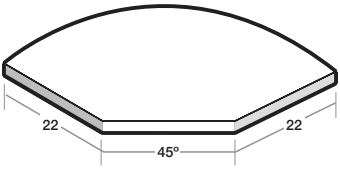
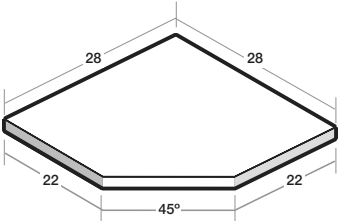
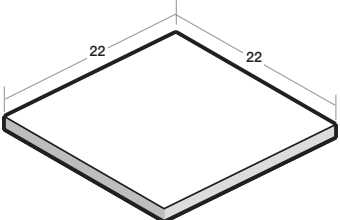
6

S06510	1596	1689	1782	1878	1974	2073
---------------	-------------	-------------	-------------	-------------	-------------	-------------

Options: • CAL 133 \$98.00/seat • Poly arms option no upcharge • Solid Surface Arm Caps: Please contact Stance Customer Service for pricing
 • Moisture Barrier \$85.00 list/seat

Oasis Seating Collection

Connecting Tables


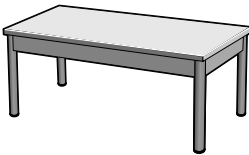
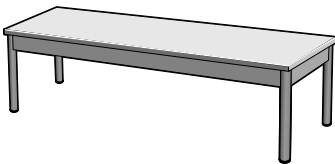
	Description	Price	Dimensions
	Radius corner table (includes two connecting brackets)		Width 28 Depth 28 Height 17
	HPL with PVC edge Model No. CT-28R-M-P	578	Ship Weight 25 Cubic Feet 2
	HPL with Maple edge Model No. CT-28R-M-M	804	
	Solid Surface Level 1 Model No. CT-28R-M-S	869	
	Solid Surface Level 2 Model No. CT-28R-M-S	1217	
	Square corner table (includes two connecting brackets and one support leg)		Width 28 Depth 28 Height 17
	HPL with PVC edge Model No. CT-28C-M-P	578	Ship Weight 30 Cubic Feet 2
	HPL with Maple edge Model No. CT-28C-M-M	804	
	Solid Surface Level 1 Model No. CT-28C-M-S	869	
	Solid Surface Level 2 Model No. CT-28C-M-S	1217	
	Square spacer table (includes two connecting brackets)		Width 22 Depth 22 Height 17
	HPL with PVC edge Model No. CT-22S-M-P	425	Ship Weight 16 Cubic Feet 1
	HPL with Maple edge Model No. CT-22S-M-M	631	
	Solid Surface Level 1 Model No. CT-22S-M-S	828	
	Solid Surface Level 2 Model No. CT-22S-M-S	1160	

Available in 7 standard laminate finishes to match Oasis finishes. Please add suffix code to unit Model No.

- Candlelight (CL) • Cherry Blossom (CB) • Chocolate (CH)
- Hardrock Maple (HM) • Mahogany (MA) • Rustic Cherry (RC) • Summer Flame (SF)

Oasis Seating Collection

Free-Standing Tables

	Description	Price	Dimensions
	22 x 22 square table Height: 17 HPL with PVC edge Model No. SOF-222217-P	630	Width 22 Depth 22 Height 17 Ship Weight 27 Cubic Feet 2
	HPL with Maple edge Model No. SOF-222217-M	805	
	Solid Surface Level 1 Model No. SOF-222217-S	1003	
	Solid Surface Level 2 Model No. SOF-222217-S	1404	
	22 x 36 rectangular table Height: 17 HPL with PVC edge Model No. SOF-223617-P	779	Width 36 Depth 22 Height 17 Ship Weight 38 Cubic Feet 3
	HPL with Maple edge Model No. SOF-223617-M	1009	
	Solid Surface Level 1 Model No. SOF-223617-S	1288	
	Solid Surface Level 2 Model No. SOF-223617-S	1803	
	22 x 48 rectangular table Height: 17 HPL with PVC edge Model No. SOF-224817-P	933	Width 48 Depth 22 Height 17 Ship Weight 48 Cubic Feet 4
	HPL with Maple edge Model No. SOF-224817-M	1225	
	Solid Surface Level 1 Model No. SOF-224817-S	1559	
	Solid Surface Level 2 Model No. SOF-224817-S	2183	

When ordering Oasis free standing tables, please specify the following information:

- Wood finish color
- Powder coat leg finish

All table tops are supplied with matching edging, unless otherwise specified.