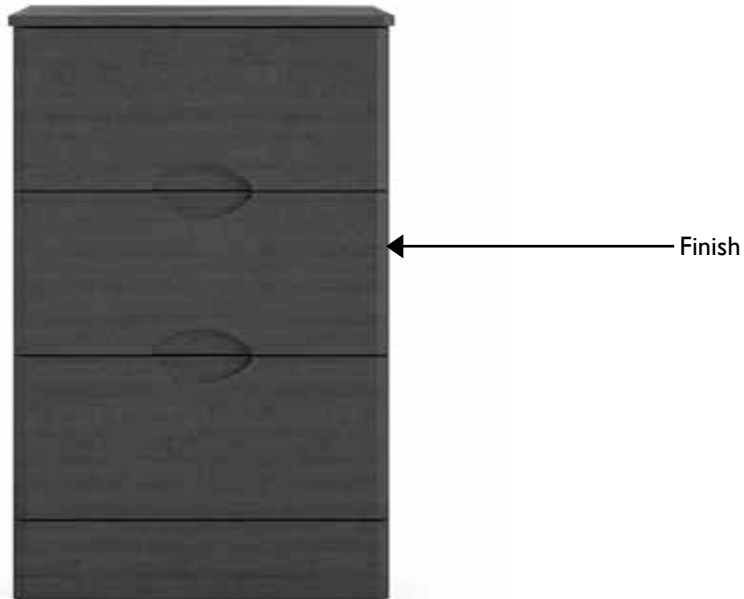


Liberty Series Case Goods - For Behavioral Health Ordering Guide

When ordering Liberty BH series case goods, please specify the following information:



Specification codes must be added to unit Model No. as shown below.
Additional options must be specified separately.

Specification code sample:

SLI20 - CB

Model No.

Finish code

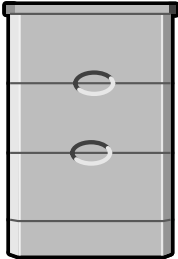

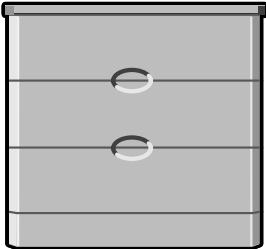

Specification Codes:

Thermofoil finish codes:

- Candlelight (CL)
- Cherry Blossom (CB)
- Chocolate (CH)
- Grenada (GR)
- Hard Rock Maple (HM)
- Mahogany (MA)
- Rustic Cherry (RC)
- Summer Flame (SF)

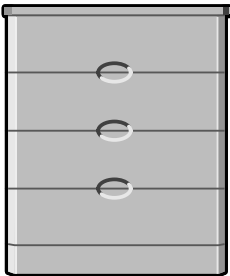



Liberty Behavioral Health Series

Standard sizes shown. Custom sizes and configurations available upon request. Call for pricing.

	Description	Price	Dimensions
	Bedside Table 3 drawers Model No. SL120	1120	Width 19 Depth 17.5 Height 30 Cubic Feet 7
	Bedside Table open fixed shelves Model No. SL130	871	Width 19 Depth 17.5 Height 30 Cubic Feet 7
	Dresser 3 drawers Model No. SL200	1436	Width 32 Depth 18 Height 30 Cubic Feet 12
	Dresser Open fixed shelves Model No. SL205	1164	Width 32 Depth 18 Height 30 Cubic Feet 12

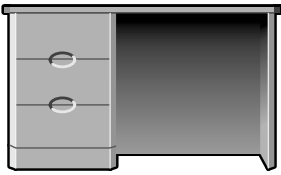
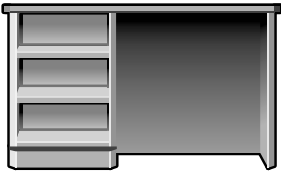


Liberty Behavioral Health Series

Standard sizes shown. Custom sizes and configurations available upon request. Call for pricing.


	Description	Price	Dimensions
	<p>Chest 4 drawers Model No. SL210</p>	<p>1618</p>	<p>Width 32 Depth 18 Height 38 Cubic Feet 42</p>
	<p>Chest Open fixed shelves Model No. SL215</p>	<p>1287</p>	<p>Width 32 Depth 18 Height 38 Cubic Feet 42</p>
	<p>Single Wardrobe open fixed shelves Model No. SL340</p>	<p>1888</p>	<p>Width 24 Depth 23 Height 73 Cubic Feet 25</p>
	<p>Double Wardrobe open fixed shelves w/center divider Model No. SL310</p>	<p>2646</p>	<p>Width 36 Depth 23 Height 73 Cubic Feet 38</p>

Liberty Behavioral Health Series

Standard sizes shown. Custom sizes and configurations available upon request. Call for pricing.

	Description	Price	Dimensions
	<p>Desk 3 drawer pedestal</p> <p>Model No. SL400-L (drawers at left when seated)</p> <p>Model No. SL400-R (drawers at right when seated)</p>	1607	<p>Width 47 Depth 18 Height 30 Cubic Feet 17</p>
	<p>Desk open fixed shelves</p> <p>Model No. SL410-L (shelves at left when seated)</p> <p>Model No. SL410-R (shelves at right when seated)</p>	1347	<p>Width 47 Depth 18 Height 30 Cubic Feet 17</p>
	<p>Platform Bed no storage</p> <p>Model No. SL500</p>	2199	<p>Width 81.5 Depth 37.5 Height 15 Cubic Feet 32</p>
	<p>Behavioral Health Mattress Seamless, tear-resistant cover</p>	1342	<p>Width 80 Depth 36 Height 7 Cubic Feet 14</p>

Bed Options:



- Stainless steel deck tie downs
(4 per side) \$570.00
Note: Bed will be 3" wider when tie-downs are specified
- Bolt-to-floor brackets \$125.00