

# Kindred Series Case Goods Ordering Guide

When ordering Kindred series case goods, please specify the following information:



Specification codes must be added to unit Model No. as shown below.  
Additional options must be specified separately.

Specification code sample:

**SKI20 - CB - TSS - FE - PB - HTP**

Model No.

Finish code

Top style

Face style code


Base style code

Pull style


# Kindred Series Case Goods

## Specification Codes

### Standard top styles:



Belmont (TB)



Santa Fe (TS)



Richmond (TR)



Halifax (TH)

### Premium top styles:



Spill Top (TSP)

*(\$98 list upcharge)*



Solid Surface (TSS)

*(\$495 list upcharge)*

### Face styles:



Elgin (FE)



Dundas (FD)



Ainslie (FA)



Champlain (FC)



Montrose (FM)



Porter (FP)  
(Integral Finger Pulls)



### Standard kick styles:



Montgomery (KM)



Birmingham (KB)



Providence (KP)



Solid Kick (KS)

### Premium kick styles:



Round Post Legs (RL)  
*(\$135 list upcharge)*



Platform Base  
with square leg (PB)  
*(\$160 list upcharge)*

### Bedside cabinet options (see next page):

- Self-locking concealed caster system
- Galley rails
- Concealed non-locking casters, set of 4 \$80.00 list
- Concealed non-locking casters, rear only \$40.00 list
- Exposed locking casters, set of 4 \$95.00 list
- Drawer liners
- Drawer locks

### Standard pull options:



Curved Pull  
• Brushed Stainless (HSC)



Curved Pull  
• Brushed Brass (HBC)



Euro Pull (HEP)  
• Brushed Stainless



Knob  
• Brushed Stainless (HSK)  
• Brushed Brass (HBK)

### Premium pull options:



Transitional Pull  
• Chrome (HTP)  
*(\$18 list upcharge per pull)*



Contemporary Pull  
• Brushed Stainless (HCP)  
*(\$35 list upcharge per pull)*

### Thermofoil laminate finish selection:



Hardrock Maple (HM)



Candlelight (CL)



Cherry Blossom (CB)



Summer Flame (SF)



Mahogany (MA)



Rustic Cherry (RC)



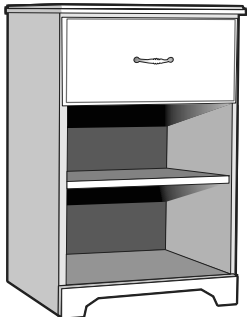

Grenada (GR)



Chocolate (CH)

# Kindred Series Case Goods

Standard sizes shown. Custom sizes and configurations available upon request. Call for pricing.

	Description	Price	Dimensions
	Bedside Table 1 drawer, open fixed shelf  <b>Model No. SK100-24</b> (overall height: 24")  <b>Model No. SK100-30</b> (overall height: 30")	688  712	Width 20 Depth 20 Height 24 or 30 Ship Weight 60 or 76 Cubic Feet 10
	Bedside Table 1 drawer, door interior fixed shelf  <b>Model No. SK110-L</b> (hinged at left when facing unit)  <b>Model No. SK110-R</b> (hinged at right when facing unit)	809  809	Width 20 Depth 20 Height 30 Ship Weight 83 Cubic Feet 10
	Bedside Table 3 drawers  <b>Model No. SK120</b>	935	Width 20 Depth 20 Height 30 Ship Weight 95 Cubic Feet 10

## Bedside Table Options:



Self-locking concealed  
caster system  
\$295.00 list




Plastic drawer liner  
\$48.00 list (each)



Top drawer lock  
\$48.00 list



Galley rails  
\$135.00 list (set of 3)





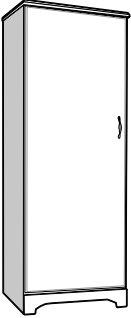
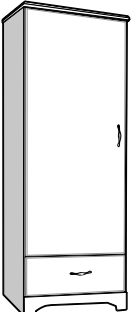
Solid surface top  
\$495.00 list



Various caster options  
See previous page  
for pricing

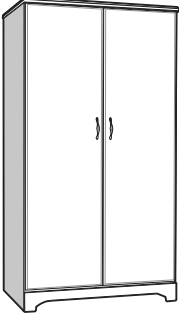


# Kindred Series Case Goods

Standard sizes shown. Custom sizes and configurations available upon request. Call for pricing.

	Description	Price	Dimensions
	<p>Dresser 3 drawers <b>Model No. SK200</b></p>	<p>1106</p>	<p>Width 32.5 Depth 20 Height 32 Ship Weight 143 Cubic Feet 15</p>
	<p>Dresser 4 drawers <b>Model No. SK210</b></p>	<p>1331</p>	<p>Width 32.5 Depth 20 Height 41 Ship Weight 178 Cubic Feet 19</p>
	<p>Wardrobe Single door interior shelf with hanger rail <b>Model No. SK330-L</b> (hinged at left when facing unit) <b>Model No. SK330-R</b> (hinged at right when facing unit)</p>	<p>1927</p>	<p>Width 24 Depth 24 Height 68.5 Ship Weight 158 Cubic Feet 20</p>
	<p>Wardrobe 1 door, 1 drawer interior shelf with hanger rail <b>Model No. SK335-L</b> (hinged at left when facing unit) <b>Model No. SK335-R</b> (hinged at right when facing unit)</p>	<p>2040</p>	<p>Width 24 Depth 24 Height 68.5 Ship Weight 167 Cubic Feet 20</p>


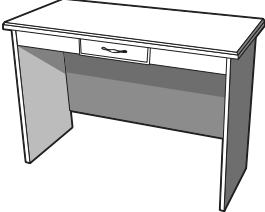
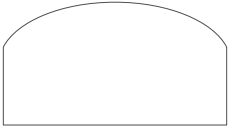
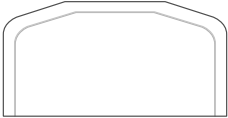
# Kindred Series Case Goods

Standard sizes shown. Custom sizes and configurations available upon request. Call for pricing.

	Description	Price	Dimensions
	<p>Wardrobe 2 doors, no drawer interior shelf with hanger rail <b>Model No. SK300</b></p>	2312	<p>Width 36.5 Depth 24 Height 68.5 Ship Weight 257 Cubic Feet 42</p>
	<p>Wardrobe 2 doors, 1 drawer interior shelf with hanger rail <b>Model No. SK310</b></p>	2605	<p>Width 36.5 Depth 24 Height 68.5 Ship Weight 272 Cubic Feet 42</p>
	<p>TV Unit 3 drawers, TV/Media Shelf <b>Model No. SK320</b>  TV Opening 29.5"w x 21.75"d x 26"h  Media Shelf Opening 29.5"w x 21.75"d x 6"h</p>	2268	<p>Width 32.5 Depth 24 Height 68.5 Ship Weight 236 Cubic Feet 38</p>

# Kindred Series Case Goods

Standard sizes shown. Custom sizes and configurations available upon request. Call for pricing.

	Description	Price	Dimensions
	Wall mounted mirror matches Kindred series cabinets <b>Model No. SK400</b>	686	Width 32 Depth 0.75 Height 24 Ship Weight 16 Cubic Feet 0.75
	Writing Desk with center pencil drawer <b>Model No. SK500-36</b> (36" width) <b>Model No. SK500-42</b> (42" width) <b>Model No. SK500-48</b> (48" width)	1160	Width 36/42/48 Depth 20 Height 31 Ship Weight 85 Cubic Feet 14/16/18
	<b>Head/Foot Boards</b> Elgin single headboard, 39" w x 22" h Elgin single footboard, 39" w x 16" h Elgin double headboard, 54" w x 22" h Elgin double footboard, 54" w x 16" h	509 509 634 634	<b>Model No. SK600E-SHB</b> <b>Model No. SK600E-SFB</b> <b>Model No. SK600E-DHB</b> <b>Model No. SK600E-DFB</b>
	Ainslie single headboard, 39" w x 22" h Ainslie single footboard, 39" w x 16" h Ainslie double headboard, 54" w x 22" h Ainslie double footboard, 54" w x 16" h	509 509 634 634	<b>Model No. SK600A-SHB</b> <b>Model No. SK600A-SFB</b> <b>Model No. SK600A-DHB</b> <b>Model No. SK600A-DFB</b>

**Notes:**

- Custom designs available, call for details.
- Headboards come with universal mounting cleats for mounting to the wall or to a residential-style bed frame.
- For mounting holes and cut-outs for bed controls, please provide a template from bed manufacturer.  
 In this case, the following charges will apply: \$62.00/head or foot board, plus a one-time programming charge of \$150.00