

# Integrity Seating Collection

## Ordering Guide

When ordering Integrity seating products, please specify the following information:



Specification codes must be added to unit Model No. as shown below.

Upholstery and additional options must be specified separately.

Specification code sample:

**NTGI 10-WA - S - PB**

Model No.

Powdercoat  
finish code

Polyurethane  
arm finish code

### Specification Codes:

#### Standard powdercoat finish codes:

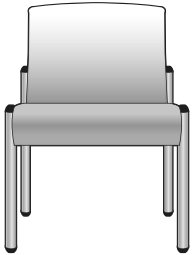
- Smooth Black (SB)
- Textured Black (TB)
- Textured Nickel (TN)
- Smooth Silver (SS)
- Gunmetal (GM)
- Metallic Beige (MB)

#### Polyurethane arm codes:

- Black (PB)
- Grey (PG)
- Taupe (PT)

# Integrity Seating Collection


Different fabrics may be specified on the seat and on the back. In this case, use the higher grade of the two. No additional upcharge applies.

		Description		Dimensions			
		Armless guest chair		Width 24			
		<b>Model No. NTG100-AL</b>		Depth 27			
				Height 35			
				Seat Height 19			
				Seat Width 21			
				Seat Depth 19.5			
				Com YD-Backs: 1			
				Com YD-Seats: 0.75			
				Ship Weight 33			
				Cubic Feet 14			
	<b>COM</b>						
		<b>1</b>	<b>2</b>	<b>3</b>	<b>4</b>	<b>5</b>	<b>6</b>
<b>NTG100-AL</b>		<b>691</b>	<b>765</b>	<b>839</b>	<b>916</b>	<b>994</b>	<b>1069</b>

**Options:** • CAL 133 \$98.00/seat • Moisture barrier \$85.00/seat • Wallsaver rear leg \$65.00 list  
 • Custom frame finish \$28/chair • Ganging bracket (1 per 2 chairs) \$50.00 list



• Self-levelling glides (for soft or uneven floors) \$45.00 list

		Description		Dimensions			
		Guest chair with arms		Width 24			
		<b>Model No. NTG110-WA</b>		Depth 27			
				Height 35			
				Seat Height 19			
				Seat Width 21			
				Seat Depth 19.5			
				Arm Height 25.5			
				Com YD-Backs: 1.25			
				Com YD-Seats: 0.75			
				Ship Weight 38			
				Cubic Feet 14			
	<b>COM</b>						
		<b>1</b>	<b>2</b>	<b>3</b>	<b>4</b>	<b>5</b>	<b>6</b>
<b>NTG110-WA</b>		<b>747</b>	<b>822</b>	<b>898</b>	<b>975</b>	<b>1054</b>	<b>1133</b>

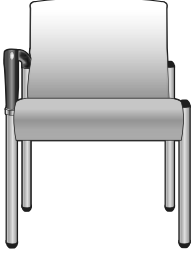
**Options:** • CAL 133 \$98.00/seat • Moisture barrier \$85.00/seat • Wallsaver rear leg \$65.00 list  
 • Custom frame finish \$28/chair • Ganging bracket (1 per 2 chairs) \$50.00 list



• Self-levelling glides (for soft or uneven floors) \$45.00 list

# Integrity Seating Collection


Different fabrics may be specified on the seat and on the back. In this case, use the higher grade of the two. No additional upcharge applies.

		Description		Dimensions			
		Guest chair with right arm only (when seated)		Width 24.5			
		<b>Model No. NTG110-RA</b>		Depth 27			
				Height 35			
				Seat Height 19			
				Seat Width 21			
				Seat Depth 19.5			
				Arm Height 25.5			
				Com YD-Backs: 1.25			
				Com YD-Seats: 0.75			
				Ship Weight 38			
				Cubic Feet 14			
	<b>COM</b>						
		<b>1</b>	<b>2</b>	<b>3</b>	<b>4</b>	<b>5</b>	<b>6</b>
<b>NTG110-RA</b>		<b>719</b>	<b>793</b>	<b>869</b>	<b>943</b>	<b>1024</b>	<b>1105</b>

- Options:** • CAL 133 \$98.00/seat • Moisture barrier \$85.00/seat • Wallsaver rear leg \$65.00 list  
 • Custom frame finish \$28/chair • Ganging bracket (1 per 2 chairs) \$50.00 list



- Self-levelling glides (for soft or uneven floors) \$45.00 list

		Description		Dimensions			
		Guest chair with left arm only (when seated)		Width 24.5			
		<b>Model No. NTG110-LA</b>		Depth 27			
				Height 35			
				Seat Height 19			
				Seat Width 21			
				Seat Depth 19.5			
				Arm Height 25.5			
				Com YD-Backs: 1.25			
				Com YD-Seats: 0.75			
				Ship Weight 38			
				Cubic Feet 14			
	<b>COM</b>						
		<b>1</b>	<b>2</b>	<b>3</b>	<b>4</b>	<b>5</b>	<b>6</b>
<b>NTG110-LA</b>		<b>719</b>	<b>793</b>	<b>869</b>	<b>943</b>	<b>1024</b>	<b>1105</b>

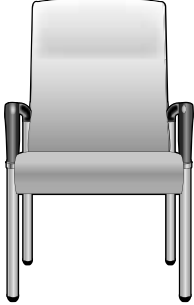
- Options:** • CAL 133 \$98.00/seat • Moisture barrier \$85.00/seat • Wallsaver rear leg \$65.00 list  
 • Custom frame finish \$28/chair • Ganging bracket (1 per 2 chairs) \$50.00 list



- Self-levelling glides (for soft or uneven floors) \$45.00 list

# Integrity Seating Collection

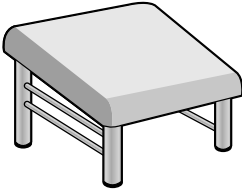
Different fabrics may be specified on the seat and on the back. In this case, use the higher grade of the two. No additional upcharge applies.

Description		Dimensions					
	Highback patient chair	Width 24.5 Depth 27 Height 45.5 Seat Height 19 Seat Width 21 Seat Depth 19.5 Arm Height 25.5 Com YD-Backs: 1.75 Com YD-Seats: 0.75 Ship Weight 43 Cubic Feet 20					
	<b>Model No. NTP130</b>						
<b>COM</b>							
	<b>1</b>	<b>2</b>	<b>3</b>	<b>4</b>	<b>5</b>	<b>6</b>	
<b>NTP130</b>	<b>903</b>	<b>1013</b>	<b>1125</b>	<b>1239</b>	<b>1355</b>	<b>1473</b>	

- Options:**
- CAL 133 \$98.00/seat
  - Moisture barrier \$85.00/seat
  - Wallsaver rear leg \$65.00 list
  - Custom frame finish \$28/chair
  - Mobility Option (Consists of rear-leg wheels and a handle built into the chairback, for easier mobility) \$195 list



- Self-levelling glides (for soft or uneven floors) \$45.00 list

Description		Dimensions					
	Foot rest	Width 18.5 Depth 14 Height 13 Com YD: 0.75 Ship Weight 12 Cubic Feet 3					
	<b>Model No. NTFR</b>						
<b>COM</b>							
	<b>1</b>	<b>2</b>	<b>3</b>	<b>4</b>	<b>5</b>	<b>6</b>	
<b>NTFR</b>	<b>506</b>	<b>531</b>	<b>557</b>	<b>586</b>	<b>615</b>	<b>641</b>	

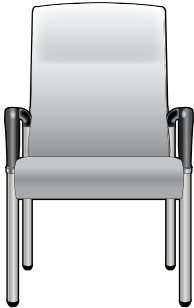
- Options:**
- CAL 133 \$45.00



- Self-levelling glides (for soft or uneven floors) \$45.00 list

# Integrity Seating Collection

Different fabrics may be specified on the seat and on the back. In this case, use the higher grade of the two. No additional upcharge applies.

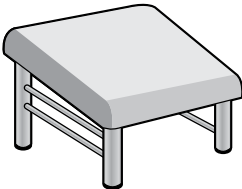
Description		Dimensions					
	Highback patient chair	Width 24.5 Depth 27 Height 45.5 Seat Height 19 Seat Width 21 Seat Depth 19.5 Arm Height 25.5 Com YD-Backs: 1.75 Com YD-Seats: 0.75 Ship Weight 43 Cubic Feet 20					
	<b>Model No. NTP130</b>						
<b>COM</b>							
	1	2	3	4	5	6	
<b>NTP130</b>	<b>903</b>	<b>1013</b>	<b>1125</b>	<b>1239</b>	<b>1355</b>	<b>1473</b>	

- Options:**
- CAL 133 \$98.00/seat
  - Moisture barrier \$85.00/seat
  - Wallsaver rear leg \$65.00 list
  - Custom frame finish \$28/chair
  - Mobility Option (Consists of rear-leg wheels and a handle built into the chairback, for easier mobility) \$195 list



- Self-levelling glides (for soft or uneven floors) \$45.00 list

**Arm Caps:** • Wood: NA • Polyurethane: Standard • Rigid Polyester: NA • Solid Surface: NA

Description		Dimensions					
	Foot rest	Width 18.5 Depth 14 Height 13 Com YD: 0.75 Ship Weight 12 Cubic Feet 3					
	<b>Model No. NTFR</b>						
<b>COM</b>							
	1	2	3	4	5	6	
<b>NTFR</b>	<b>506</b>	<b>531</b>	<b>557</b>	<b>586</b>	<b>615</b>	<b>641</b>	

**Options:** • CAL 133 \$45.00



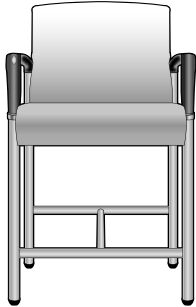
- Self-levelling glides (for soft or uneven floors) \$45.00 list

# Integrity Seating Collection

Different fabrics may be specified on the seat and on the back. In this case, use the higher grade of the two. No additional upcharge applies.

## Description

## Dimensions



Hip chair  
**Model No. NTH130**

Width 24  
 Depth 27  
 Height 41  
 Seat Height 24.5  
 Seat Width 25  
 Seat Depth 21  
 Arm Height 19.5  
 Com YD-Backs: 1  
 Com YD-Seats: 0.75  
 Ship Weight 42  
 Cubic Feet 18

## COM

1

2

3

4

5

6

<b>NTH130</b>	<b>1263</b>	<b>1338</b>	<b>1416</b>	<b>1495</b>	<b>1576</b>	<b>1657</b>
---------------	-------------	-------------	-------------	-------------	-------------	-------------

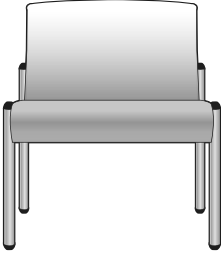
**Options:** • CAL 133 \$98.00/seat • Moisture barrier \$85.00/seat • Custom frame finish \$28/chair



• Self-levelling glides  
 (for soft or uneven  
 floors) \$45.00 list

# Integrity Seating Collection

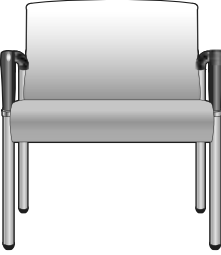
Different fabrics may be specified on the seat and on the back. In this case, use the higher grade of the two. No additional upcharge applies.

		Description		Dimensions			
		Bariatric guest chair, armless		Width 34			
		<b>Model No. NTB120-AL</b>		Depth 27			
		*550lb weight capacity		Height 35			
				Seat Height 19			
				Seat Width 31			
				Seat Depth 19.5			
				Com YD-Backs: 1.75			
				Com YD-Seats: 1.25			
				Ship Weight 42			
				Cubic Feet 19			
		<b>COM</b>					
		<b>1</b>	<b>2</b>	<b>3</b>	<b>4</b>	<b>5</b>	<b>6</b>
<b>NTB120-AL</b>	<b>998</b>	<b>1129</b>	<b>1262</b>	<b>1399</b>	<b>1537</b>	<b>1677</b>	

- Options:** • CAL 133 \$98.00/seat • Moisture barrier \$85.00/seat • Wallsaver rear leg \$65.00 list  
 • Custom frame finish \$28/chair • Ganging bracket (1 per 2 chairs) \$50.00 list



- Self-levelling glides (for soft or uneven floors) \$45.00 list

		Description		Dimensions			
		Bariatric guest chair, with arms		Width 34.5			
		<b>Model No. NTB120-WA</b>		Depth 27			
		*550lb weight capacity		Height 35			
				Seat Height 19			
				Seat Width 31			
				Seat Depth 19.5			
				Arm Height 25.5			
				Com YD-Backs: 1.75			
				Com YD-Seats: 1.25			
				Ship Weight 47			
				Cubic Feet 19			
		<b>COM</b>					
		<b>1</b>	<b>2</b>	<b>3</b>	<b>4</b>	<b>5</b>	<b>6</b>
<b>NTB120-WA</b>	<b>1055</b>	<b>1186</b>	<b>1320</b>	<b>1457</b>	<b>1595</b>	<b>1737</b>	

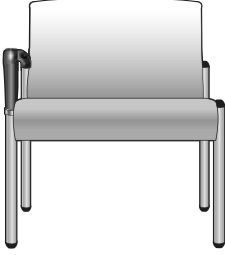
- Options:** • CAL 133 \$98.00/seat • Moisture barrier \$85.00/seat • Wallsaver rear leg \$65.00 list  
 • Custom frame finish \$28/chair • Ganging bracket (1 per 2 chairs) \$50.00 list



- Self-levelling glides (for soft or uneven floors) \$45.00 list

# Integrity Seating Collection

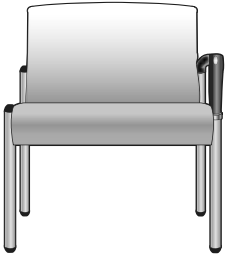
Different fabrics may be specified on the seat and on the back. In this case, use the higher grade of the two. No additional upcharge applies.

		Description		Dimensions			
		Bariatric guest chair, with right arm only (when seated)		Width 34.5			
		<b>Model No. NTB120-RA</b> *550lb weight capacity		Depth 27			
				Height 35			
				Seat Height 19			
				Seat Width 31			
				Seat Depth 19.5			
				Arm Height 25.5			
				Com YD-Backs: 1.75			
				Com YD-Seats: 1.25			
				Ship Weight 47			
				Cubic Feet 19			
	<b>COM</b>						
		<b>1</b>	<b>2</b>	<b>3</b>	<b>4</b>	<b>5</b>	<b>6</b>
<b>NTB120-RA</b>		<b>1018</b>	<b>1146</b>	<b>1280</b>	<b>1414</b>	<b>1552</b>	<b>1692</b>

- Options:** • CAL 133 \$98.00/seat • Moisture barrier \$85.00/seat • Wallsaver rear leg \$65.00 list  
• Custom frame finish \$28/chair • Ganging bracket (1 per 2 chairs) \$50.00 list



- Self-levelling glides (for soft or uneven floors) \$45.00 list

		Description		Dimensions			
		Bariatric guest chair, with left arm only (when seated)		Width 34.5			
		<b>Model No. NTB120-LA</b> *550lb weight capacity		Depth 27			
				Height 35			
				Seat Height 19			
				Seat Width 31			
				Seat Depth 19.5			
				Arm Height 25.5			
				Com YD-Backs: 1.75			
				Com YD-Seats: 1.25			
				Ship Weight 47			
				Cubic Feet 19			
	<b>COM</b>						
		<b>1</b>	<b>2</b>	<b>3</b>	<b>4</b>	<b>5</b>	<b>6</b>
<b>NTB120-LA</b>		<b>1018</b>	<b>1146</b>	<b>1280</b>	<b>1414</b>	<b>1552</b>	<b>1692</b>

- Options:** • CAL 133 \$98.00/seat • Moisture barrier \$85.00/seat • Wallsaver rear leg \$65.00 list  
• Custom frame finish \$28/chair • Ganging bracket (1 per 2 chairs) \$50.00 list

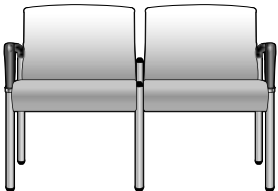


- Self-levelling glides (for soft or uneven floors) \$45.00 list



# Integrity Seating Collection

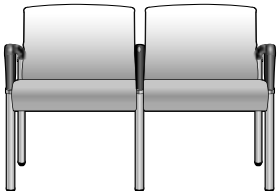
Different fabrics may be specified on the seat and on the back. In this case, use the higher grade of the two. No additional upcharge applies.

Description		Dimensions					
	Two-seater, no center arm	Width 47.5 Depth 27 Height 35 Seat Height 19 Seat Width 21 Seat Depth 19.5 Com YD-Backs: 2 Com YD-Seats: 1.5 Ship Weight 71 Cubic Feet 28					
	<b>Model No. NT200-NCA</b>						
	<b>COM</b>						
		<b>1</b>	<b>2</b>	<b>3</b>	<b>4</b>	<b>5</b>	<b>6</b>
<b>NT200-NCA</b>		<b>1422</b>	<b>1573</b>	<b>1723</b>	<b>1877</b>	<b>2033</b>	<b>2193</b>

**Options:** • CAL 133 \$98.00/seat • Moisture barrier \$85.00/seat • Wallsaver rear leg \$98.00 list  
 • Custom frame finish \$50.00 list



• Self-levelling glides (for soft or uneven floors) \$68.00 list

Description		Dimensions					
	Two-seater, with center arm	Width 47.5 Depth 27 Height 35 Seat Height 19 Seat Width 21 Seat Depth 19.5 Arm Height 25.5 Com YD-Backs: 2 Com YD-Seats: 1.5 Ship Weight 73.5 Cubic Feet 28					
	<b>Model No. NT220-WCA</b>						
	<b>COM</b>						
		<b>1</b>	<b>2</b>	<b>3</b>	<b>4</b>	<b>5</b>	<b>6</b>
<b>NT220-WCA</b>		<b>1458</b>	<b>1608</b>	<b>1760</b>	<b>1913</b>	<b>2071</b>	<b>2231</b>

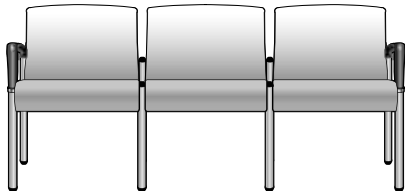
**Options:** • CAL 133 \$98.00/seat • Moisture barrier \$85.00/seat • Wallsaver rear leg \$98.00 list  
 • Custom frame finish \$50.00 list



• Self-levelling glides (for soft or uneven floors) \$68.00 list

# Integrity Seating Collection

Different fabrics may be specified on the seat and on the back. In this case, use the higher grade of the two. No additional upcharge applies.

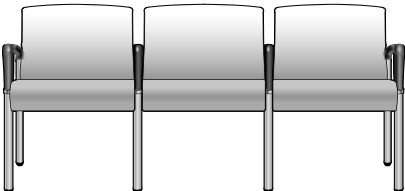
	Description	Dimensions
	<p>Three-seater, no center arms  <b>Model No. NT300-NCA</b></p>	<p>Width 69                      Depth 27                      Height 35                      Seat Height 19                      Seat Width 21                      Seat Depth 19.5                      Com YD-Backs: 3                      Com YD-Seats: 2.25                      Ship Weight 104                      Cubic Feet 40</p>

	COM					
	1	2	3	4	5	6
NT300-NCA	2097	2322	2548	2778	3012	3250

- Options:** • CAL 133 \$98.00/seat • Moisture barrier \$85.00/seat • Wallsaver rear leg \$130.00 list  
 • Custom frame finish \$75.00 list



- Self-levelling glides (for soft or uneven floors) \$90.00 list

	Description	Dimensions
	<p>Three-seater, with center arms  <b>Model No. NT330-WCA</b></p>	<p>Width 69                      Depth 27                      Height 35                      Seat Height 19                      Seat Width 21                      Seat Depth 19.5                      Arm Height 25.5                      Com YD-Backs: 3                      Com YD-Seats: 2.5                      Ship Weight 109                      Cubic Feet 40</p>

	COM					
	1	2	3	4	5	6
NT330-WCA	2169	2394	2620	2851	3086	3324

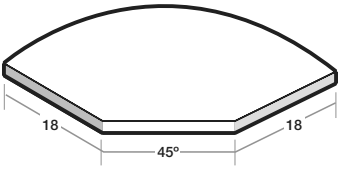
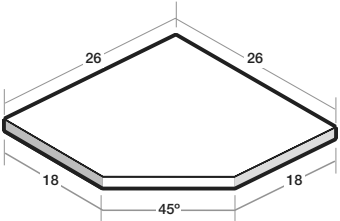
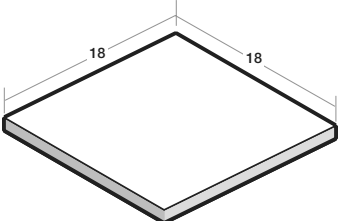
- Options:** • CAL 133 \$98.00/seat • Moisture barrier \$85.00/seat • Wallsaver rear leg \$130.00 list  
 • Custom frame finish \$75.00 list



- Self-levelling glides (for soft or uneven floors) \$90.00 list

# Integrity Seating Collection

## Connecting Tables

	Description	Price	Dimensions
	Radius corner table (includes two connecting brackets) HPL with PVC edge <b>Model No. NTC-90R-P</b>	518	Width 26 Depth 26 Ship Weight 25 Cubic Feet 2
	HPL with Maple edge <b>Model No. NTC-90R-M</b>	652	
	Solid Surface Level 1 <b>Model No. NTC-90R-S</b>	869	
	Solid Surface Level 2 <b>Model No. NTC-90R-S</b>	1217	
	Square corner table (includes two connecting brackets) HPL with PVC edge <b>Model No. NTC-90S-P</b>	518	Width 26 Depth 26 Ship Weight 30 Cubic Feet 2
	HPL with Maple edge <b>Model No. NTC-90S-M</b>	652	
	Solid Surface Level 1 <b>Model No. NTC-90S-S</b>	869	
	Solid Surface Level 2 <b>Model No. NTC-90S-S</b>	1217	
	Square spacer table (includes two connecting brackets) HPL with PVC edge <b>Model No. NTC-SP-P</b>	411	Width 18 Depth 18 Ship Weight 16 Cubic Feet 1
	HPL with Maple edge <b>Model No. NTC-SP-M</b>	549	
	Solid Surface Level 1 <b>Model No. NTC-SP-S</b>	828	
	Solid Surface Level 2 <b>Model No. NTC-SP-S</b>	1160	

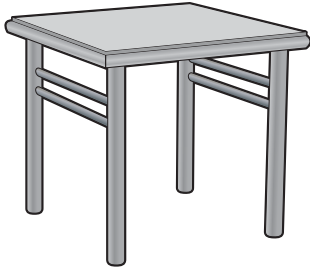
Available in 7 standard laminate finishes. Please add suffix code to unit Model No.

- Candlelight (CL) • Cherry Blossom (CB) • Chocolate (CH)
- Hardrock Maple (HM) • Mahogany (MA) • Rustic Cherry (RC) • Summer Flame (SF)

# Integrity Seating Collection

## Free-Standing Tables

• Freestanding tables ship flat-packed




Square/Rectangular Tables									
Model No.	HPL with 3mm PVC Edge	HPL with Maple Bullnose Edge	Solid Surface		W	D	H	SW	CF
			Level 1	Level 2					
NTF-1818-16	630	805	1003	1279	18	18	16	24	2
NTF-1830-16	779	1009	1288	1746	18	30	16	33	3
NTF1842-16	933	1225	1559	2203	18	42	16	42	4

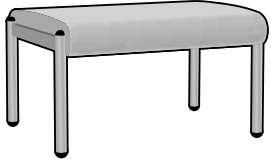
Round Tables									
Model No.	HPL with 3mm PVC Edge	HPL with Maple Bullnose Edge	Solid Surface		W	D	H	SW	CF
			Level 1	Level 2					
NTF-20D-16	622	785	990	1267	20	20	16	24	2

# Integrity Seating Collection

## Benches

	Description	Dimensions
	Single seat bench <b>Model No. NTB-21</b>	Width 24 Depth 25 Seat Height 18 Seat Width 21 Arm Height N/A  Com YD 1 Ship Weight 24 Cubic Feet 8
	<b>COM</b>	
	1	2
	3	4
	5	6
<b>NTB-21</b>	<b>724</b>	<b>772</b>
	<b>820</b>	<b>868</b>
	<b>918</b>	<b>969</b>


Options: • CAL 133 \$45.00

	Description	Dimensions
	Bariatric single bench <b>Model No. NTB-31</b>	Width 34 Depth 25 Seat Height 18 Seat Width 31 Arm Height N/A  Com YD 1.5 Ship Weight 34 Cubic Feet 10
	<b>COM</b>	
	1	2
	3	4
	5	6
<b>NTB-31</b>	<b>1017</b>	<b>1092</b>
	<b>1168</b>	<b>1245</b>
	<b>1325</b>	<b>1403</b>

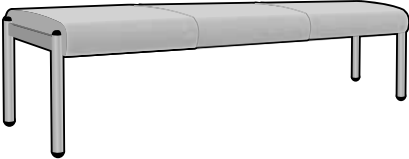
Options: • CAL 133 \$70.00

# Integrity Seating Collection

## Benches

	Description	Dimensions					
	Two seater bench Model No. NTB-42	Width 45 Depth 25 Seat Height 18 Seat Width 42 Arm Height N/A Com YD 2 Ship Weight 42 Cubic Feet 14					
	<b>COM</b>						
	1	2	3	4	5	6	
<b>NTB-42</b>	1109	1205	1304	1403	1505	1609	

Options: • CAL 133 \$90.00

	Description	Dimensions					
	Three seater bench Model No. NTB-63	Width 66 Depth 25 Seat Height 18 Seat Width 63 Arm Height N/A Com YD 3 Ship Weight 60 Cubic Feet 20					
	<b>COM</b>						
	1	2	3	4	5	6	
<b>NTB-63</b>	1530	1674	1821	1969	2122	2275	

Options: • CAL 133 \$135.00