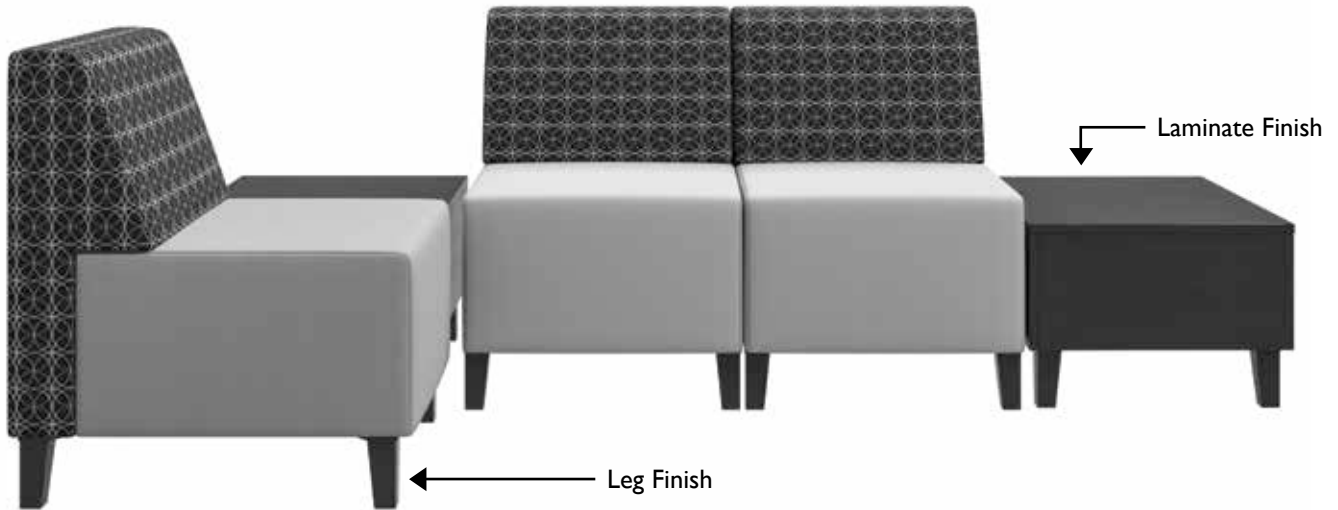


Attesa Modular Seating Ordering Guide

When ordering Attesa modular seating, please specify the following information:



Specification codes must be added to unit Model No. as shown below.
Additional options must be specified separately.

Specification code sample:

AM100-AL - CH

Model No.

Finish code

Specification Codes:

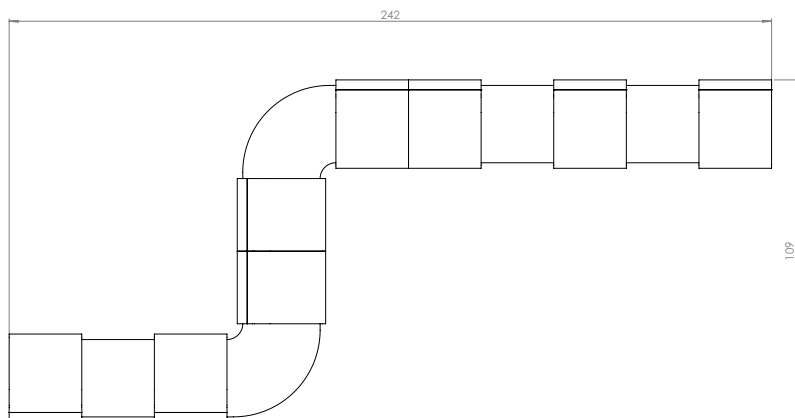
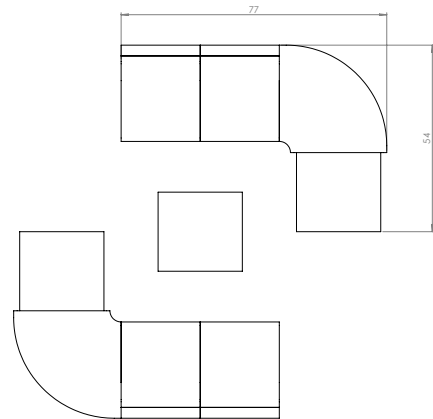
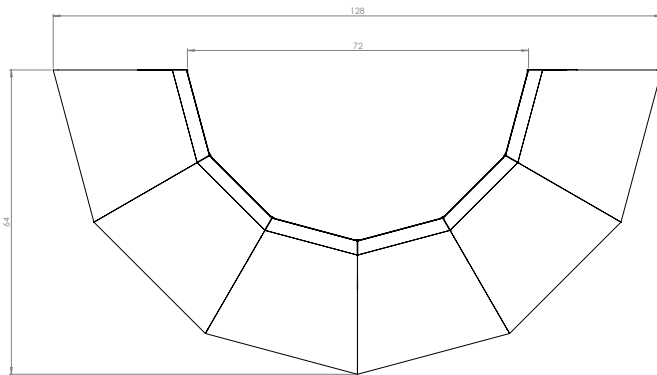
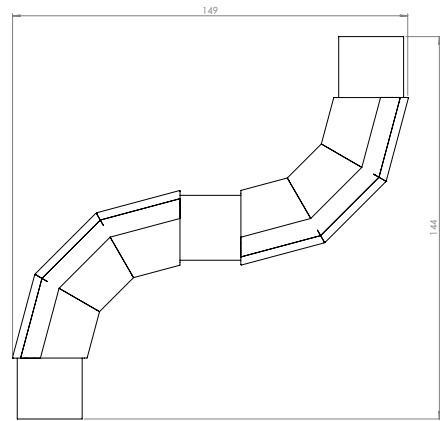
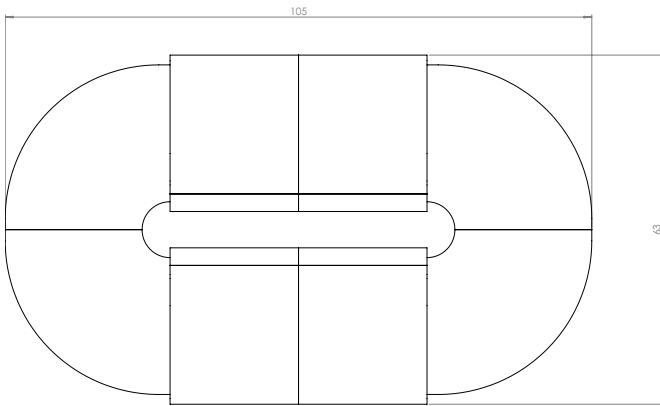
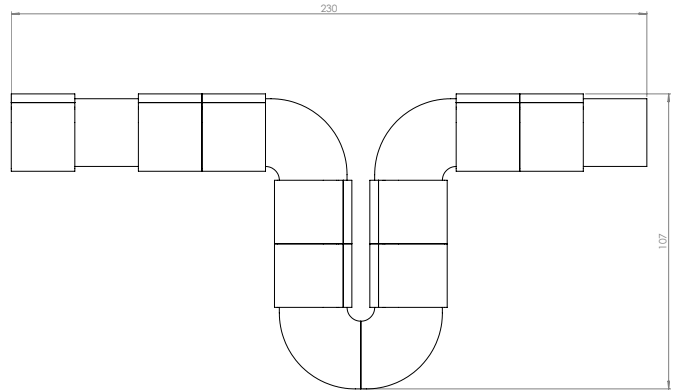
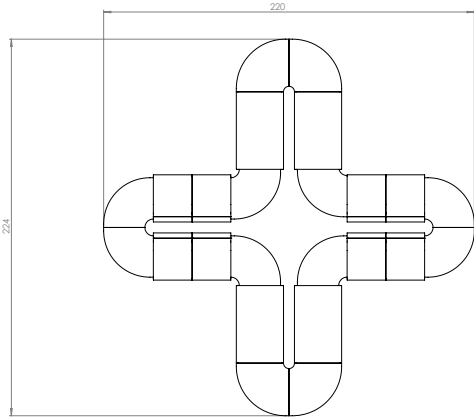
Wood/Laminate finish selection:

- Candlelight (CL)
- Cherry Blossom (CB)
- Chocolate (CH)
- Grenada (GR)
- Hard Rock Maple (HM)
- Mahogany (MA)
- Rustic Cherry (RC)
- Summer Flame (SF)

Metal leg finish selection:

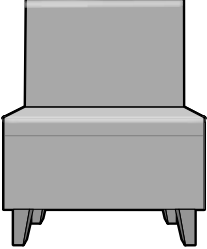
- Smooth Silver (SS)

Attesa Modular Seating Configuration Examples

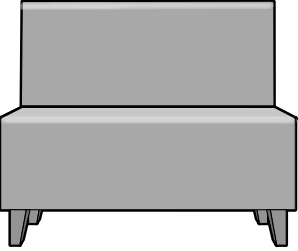


Attesa Modular Seating

• Different fabrics may be specified on the seat and on the back. In this case, use the higher grade of the two. No additional upcharge applies.

Description		Dimensions					
	Attesa one seat lounge	Width 23					
	Model No. AM100-AL	Depth 28					
		Height 32					
		Seat Height 18					
		YD Back: 1.25					
		YD Seat: 1					
	COM						
	1	2	3	4	5	6	
AM100-AL	1199	1292	1385	1481	1577	1679	

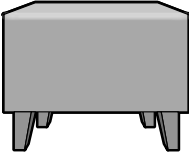
Options: • CAL 133 \$98.00 • Moisture barrier \$85.00 • Ganging bracket (1 bracket per 2 modules) \$48.00

Description		Dimensions					
	Attesa two seat lounge	Width 46					
	Model No. AM200-AL	Depth 28					
		Height 32					
		Seat Height 18					
		YD Back: 2.5					
		YD Seat: 2					
	COM						
	1	2	3	4	5	6	
AM200-AL	1920	2065	2214	2365	2518	2674	

Options: • CAL 133 \$196.00 • Moisture barrier \$170.00 • Ganging bracket (1 bracket per 2 modules) \$48.00


Attesa Modular Seating

- Different fabrics may be specified on the seat and on the back. In this case, use the higher grade of the two. No additional upcharge applies.

	Description	Dimensions
	Attesa spacer bench, 23 x 28	Width 23/30
	Model No. AM-SPB	Depth 28/30
	Attesa corner bench, 30 x 30	Height 18
	Model No. AM-CRB	Com YD: 1.5/2

	COM					
	1	2	3	4	5	6
AM-SPB	1035	1103	1173	1243	1315	1387
AM-CRB	1066	1159	1262	1363	1465	1569

Options: • CAL 133 \$65.00 • Moisture barrier \$60.00 • Ganging bracket (1 bracket per 2 modules) \$48.00

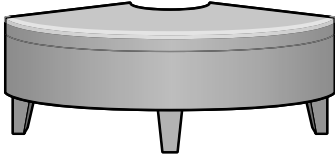
	Description	Dimensions
	Attesa two seat bench	Width 46
	Model No. AMB-200	Depth 28
		Height 18
		Com YD: 2.5

	COM					
	1	2	3	4	5	6
AMB-200	1528	1631	1735	1842	1948	2059

Options: • CAL 133 \$130.00 • Moisture barrier \$120.00 • Ganging bracket (1 bracket per 2 modules) \$48.00

Attesa Modular Seating

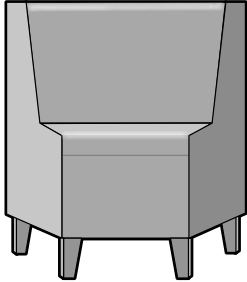
- Different fabrics may be specified on the seat and on the back. In this case, use the higher grade of the two. No additional upcharge applies.

	Description	Dimensions					
	Attesa 90° corner bench	Width 31.25					
	Model No. AMB-CB	Depth 31.25					
		Height 18					
		Com YD: 3					
	COM						
	1	2	3	4	5	6	
AMB-CB	1348	1462	1577	1697	1818	1940	

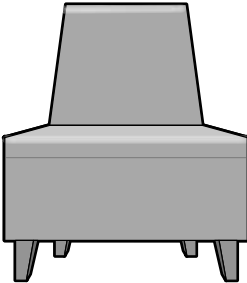
Options: • CAL 133 \$80.00 • Moisture barrier \$75.00 • Ganging bracket (1 bracket per 2 modules) \$48.00

Attesa Modular Seating

- Different fabrics may be specified on the seat and on the back. In this case, use the higher grade of the two. No additional upcharge applies.

	Description						Dimensions
	Attesa 30° inside corner seat						Width 34
	Model No. AM30-IN						Depth 28
							Height 32
							Seat Height 18
							YD Back: 1.25
							YD Seat: 1
	COM						
		1	2	3	4	5	6
AM30-IN	1372	1487	1603	1722	1843	1966	

Options: • CAL 133 \$98.00 • Moisture barrier \$85.00 • Ganging bracket (1 bracket per 2 modules) \$48.00

	Description						Dimensions
	Attesa 30° outside corner seat						Width 34
	Model No. AM30-OUT						Depth 28
							Height 32
							Seat Height 18
							YD Back: 1.25
							YD Seat: 1
	COM						
		1	2	3	4	5	6
AM30-OUT	1372	1487	1603	1722	1843	1966	

Options: • CAL 133 \$98.00 • Moisture barrier \$85.00 • Ganging bracket (1 bracket per 2 modules) \$48.00

Attesa Modular Seating

- Different fabrics may be specified on the seat and on the back. In this case, use the higher grade of the two. No additional upcharge applies.

Description

Dimensions

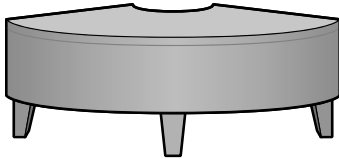
Attesa 90° corner table, radiused

Model No. AM-CT-R

Width 29.5

Depth 29.5

Height 14.5



COM

1

2

3

4

5

6

	1	2	3	4	5	6
AM-CT-R	1608	NA	NA	NA	NA	NA



- Retractable Healthcare-Grade A/C Receptacle with Dual USB Port. \$495.00 List

Description

Attesa square spacer table, 23 x 23

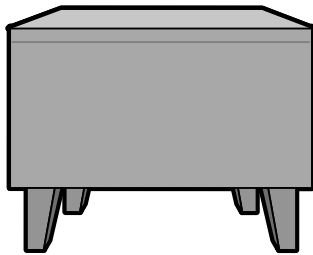
Model No. AM-SQ-SP

Attesa square corner table, 30 x 30

Model No. AM-SQ-CT

Attesa rectangular table, 46 x 23

Model No. AM-RCT



COM

1

2

3

4

5

6

AM-SQ-SP	1038	NA	NA	NA	NA	NA
AM-SQ-CT	1400	NA	NA	NA	NA	NA
AM-RCT	1868	NA	NA	NA	NA	NA



- Retractable Healthcare-Grade A/C Receptacle with Dual USB Port. \$495.00 List