

vista

healthcare seating collection



vista

The Vista Healthcare Seating Collection combines sleek design lines with durable construction and a multitude of special features unique to healthcare seating products. Thoughtfully designed and engineered, Vista includes all the requirements necessary for outstanding performance in rigorous, 24/7 healthcare environments.

Features

- Limited Lifetime Warranty
- 14-gauge internal steel seat frame for enhanced structural integrity
- Seat and back upholstery covers are removable for cleaning
- Wood side frames are field-replaceable should they get damaged
- Single guest and patient chairs available in 21", 24" and 31" seat widths
- Wallsaver leg design protects walls from damage
- Clean-out space between seat and back

Options

- Flex-back option available on 21" and 24" guest and patient chairs
- Polyurethane arms
- Choice of Round or Square back shape
- Custom wood frame finishes
- Contrasting fabrics
- CALTB 133 Compliance
- Moisture Barrier



Stance Healthcare seating products are Level Certified. To learn more, visit www.levelcertified.org.



features



Extended arms feature contoured handgrips for easy ingress and egress



Ample spacing between seat and back enables easier cleaning



C
g



Optional flex-back available on guest and patient chair models




Wall saver rear leg design prevents damage to walls

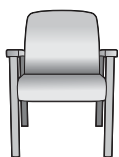


Seat and back upholstery covers are removable for easy cleaning or replacement

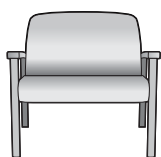
Statement of Line



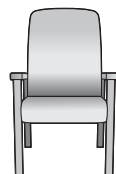
**Guest chair
(21" seat width)**
W 24.5
D 26.5
H 35
Seat H 18.5
Seat W 21
Arm H 26



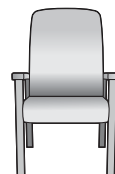
**Guest chair
(24" seat width)**
W 27.5
D 26.5
H 35
Seat H 18.5
Seat W 24
Arm H 26



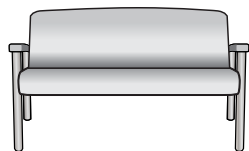
**Bariatric
(31" seat width)**
W 34.5
D 26.5
H 35
Seat H 18.5
Seat W 31
Arm H 26



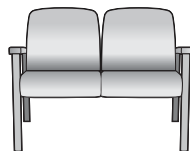
**Highback
(21" seat width)**
W 24.5
D 26.5
H 45.5
Seat H 18.5
Seat W 21
Arm H 26



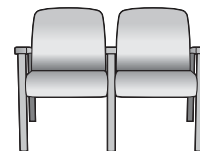
**Highback
(24" seat width)**
W 27.5
D 26.5
H 45.5
Seat H 18.5
Seat W 24
Arm H 26



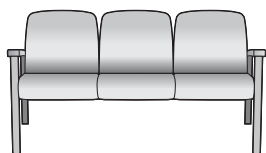
Settee chair
W 45.5
D 26.5
H 35
Seat H 18.5
Seat W 42
Arm H 26



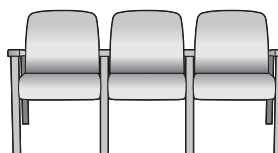
**2 seater, no
center arm**
W 45.5/51.5
D 26.5
H 35
Seat H 18.5
Seat W 21/24
Arm H 26



**2 seater,
center full arm**
W 47/53
D 26.5
H 35
Seat H 18.5
Seat W 21/24
Arm H 26

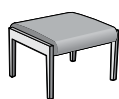


**3 seater, no
center arms**
W 67/76
D 26.5
H 35
Seat H 18.5
Seat W 21/24
Arm H 26



**3 seater,
center full arms**
W 70/79
D 26.5
H 35
Seat H 18.5
Seat W 21/24
Arm H 26

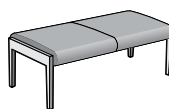
*2 and 3 seaters available in 21" and 24" seat widths



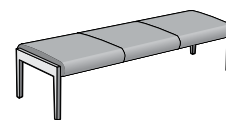
Single seat bench
W 24
D 25
Seat H 18
Seat W 21



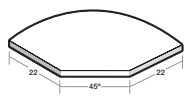
Bariatric single bench
W 34
D 25
Seat H 18
Seat W 31



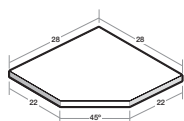
Two seater bench
W 45
D 25
Seat H 18
Seat W 42



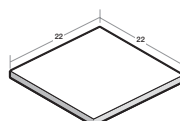
Three seater bench
W 66
D 25
Seat H 18
Seat W 63



**Radius connecting
corner table**
W 28
D 28
H 17



**Square connecting
corner table
(includes leg)**
W 28
D 28
H 17



**Square connecting
spacer table**
W 22
D 22
H 17



Square/Rectangular table
Many sizes available

Wood finish selection:



Hardrock
Maple
(HM)



Candlelight
(CL)



Rustic
Cherry
(RC)



Summer
Flame
(SF)



Mahogany
(MA)



Cherry
Blossom
(CB)



Grenada
(GR)



Chocolate
(CH)

Poly arm selection:



Black



Grey



Taupe

Now available with flex-back!



21" Guest and Patient chairs can now be specified with optional flex-back design



STANCE | HEALTHCARE

45 Goodrich Drive Kitchener, ON N2C 0B8 tel 1.877.395.2623 fax 1.877.395.6270 stancehealthcare.com
S06-14 © Stance Healthcare Inc. all rights reserved.

