

# overbed tables





## transcend

- Height Adjustment Mechanism: Gas Cylinder mechanism with infinite height positioning
- Weight Capacity: 25 lbs
- Height Range: 29.5" - 44.5", infinite positioning
- Top Size: 18" x 32" x 3/4" thick
- Top Construction: (Model No. ST180-TH) Seamless thermofoil laminate over 3/4" engineered MDF, surface recessed for spill containment
- Top Construction: (Model No. ST180-PR) 1" thick particle board substrate, surfaced with high-pressure laminate and edged with seamless poly-resin raised edge
- Column Construction: Anodized aluminum extrusion with internal gas cylinder mechanism
- Base Construction: 14-gauge steel base overlaid with molded high-impact ABS shroud. U-base is compatible with late-model hospital beds and stretchers



Transcend overbed table - Model ST180-TH  
Thermofoil spill top shown in  
Rustic Cherry finish



Transcend overbed table - Model ST180-PR  
Poly-resin spill top shown in  
Hardrock Maple with Brown edge



## victory

- Height Adjustment Mechanism: Gas Cylinder mechanism with infinite height positioning
- Weight Capacity: 25 lbs
- Height Range: 29.5" - 44.5", infinite positioning
- Top Size: 18" x 38" x 3/4" thick
- Top Construction: Seamless thermofoil laminate over 3/4" engineered MDF, surface recessed for spill containment
- Column Construction: Powdercoated steel extrusion with internal gas cylinder mechanism
- Base Construction: 14-gauge tubular steel base. U-base is compatible with late-model hospital beds and stretchers



Victory overbed table - Model ST190  
Base finish: Silver  
Top finish: Chocolate



## triumph

- Height Adjustment Mechanism: Spring-assisted lift mechanism with (15) locking positions in 1" increments
- Weight Capacity: 25 lbs
- Height Range: 29.5" - 44.5" in (15) 1" increments
- Top Size: 18" x 32" x 3/4" Thick
- Top Construction: 3/4" thick MDF substrate, surfaced with thermofoil laminate. Top surface recessed for spill containment. Underside radiused to eliminate sharp edge
- Column Construction: Powdercoated or chrome-plated 12-gauge tubular steels



Triumph overbed table - Model ST160-H  
Base finish: Black  
Top finish: Hardrock Maple



## eclipse

- Height Adjustment Mechanism: Spring-assisted lift mechanism with infinite height positioning
- Weight Capacity: 25 lbs
- Height Range: 28" - 45", infinite positioning
- Top Size: 30L x 16W x 3/4" Thick
- Top Construction: 3/4" thick MDF substrate, surfaced with thermofoil laminate. Top surface recessed for spill containment. Underside radiused to eliminate sharp edge
- Column Construction: Powdercoated or chrome-plated 16-gauge tubular steel
- Base Construction: Powdercoated or chrome-plated 16-gauge tubular steel



Eclipse overbed table - Model ST140  
Base finish: Silver  
Top finish: Chocolate


# split-top

- Height Adjustment Mechanism: Gas Cylinder mechanism with infinite height positioning
- Weight Capacity: 25 lbs
- Height Range: 29.5" - 44.5", infinite positioning
- Top Size: 18" x 32" (Upper-Top) and 17.5" x 26.5" (Lower-Top)
- Top Construction: 1" thick MDF substrate, surfaced with thermofoil laminate. Top surface recessed for spill containment. Underside radiused to eliminate sharp edge
- Column Construction: Powdercoated or chrome-plated 11-gauge tubular steel
- Base Construction: Powdercoated or chrome-plated 12-gauge tubular steel







Split-top overbed table - Model ST170  
 Base finish: Almond  
 Top finish: Summer Flame

## Top finish selection:



## Base/Column powdercoat finish options:

	Chrome 	Almond 	Silver 	Black 
Transcend	N/A	N/A	✓	N/A
Victory	N/A	N/A	✓	N/A
Triumph	✓	✓	✓	✓
Eclipse	✓	✓	✓	✓
Split-top	✓	✓	✓	✓



STANCE | HEALTHCARE

45 Goodrich Drive Kitchener, ON N2C 0B8 tel 1.877.395.2623 fax 1.877.395.6270 stancehealthcare.com  
 S09-16 © Stance Healthcare Inc. all rights reserved.

