

Dimensions:



Standard pull options:



Curved Pull
• Brushed Stainless (HSC)



Curved Pull
• Brushed Brass (HBC)



Euro Pull (HEP)
• Brushed Stainless



Knob
• Brushed Stainless (HSK)
• Brushed Brass (HBK)

Premium pull options:



Transitional Pull
• Chrome (HTP)




Contemporary Pull
• Brushed Stainless (HCP)

Wood finish selection:



Hardrock
Maple (HM)



Candlelight
(CL)



Rustic Cherry
(RC)



Summer Flame
(SF)



Mahogany
(MA)



Cherry
Blossom (CB)



Grenada
(GR)



Chocolate
(CH)



STANCE | HEALTHCARE

45 Goodrich Drive Kitchener, ON N2C 0B8 tel 1.877.395.2623 fax 1.877.395.6270 stancehealthcare.com
S03-17 © Stance Healthcare Inc. all rights reserved.



kindred

day bed



day bed

Designed to fit into poorly-utilized spaces, our Kindred Day Bed is the perfect solution for smaller patient rooms, as it makes the most of every square inch. The standard sleep surface is 30 x 80", however, as always, our ability to customize means you can specify whatever length or height you require.

Features

- Available in 4 unique face styles
- Large drawers - 19" x 24" x 7" deep
- Customizable to fit tight spaces

Options

- Custom finishes
- CALTB 133 Compliance
- Moisture Barrier





face styles:




Elgin (FE)



Dundas (FD)



Ainslie (FA)



Champlain (FC)