

kindred series

case goods



kindred

The key to Kindred is the freedom to mix-and-match multiple top, face and toe kick styles, to achieve the desired aesthetic. The line is composed of bedside tables, dressers, wardrobes and desks. The Kindred Series is well-known for its proprietary self-locking bedside cabinet system that enhances cleanliness and patient safety.

Features

- Limited Lifetime Warranty
- Tops, drawer fronts, doors and toe kicks surfaced in seamless thermofoil
- Several top styles and drawer/door styles available
- All cabinets features 3/4" backs finished in matching laminate
- Bedside cabinets feature ventilation ports in the back
- Steel drawer boxes provide increased durability
- Tops, drawer fronts, doors and toe kicks are field-replaceable

Options

- Custom dimensions
- Plastic drawer liners for bedside cabinets
- Galley rails for bedside cabinets
- Tops available in solid surface or thermofoil
- Various lock types available



Self-Locking Caster System

Available as an option on select Kindred bedside cabinets



Optional self-locking caster system allows cabinet to be moved safely and easily

Make your patient rooms safer and easier to clean, with our new self-locking bedside cabinet feature. Simply squeeze the lever to effortlessly roll the cabinet wherever it needs to go!



Drawer/door bedside
Shown with self-locking caster system



Drawer/door bedside on 4-leg base
Shown with solid surface top and galley rails



3-Drawer bedside
Shown with closed kick



features



Powder-coated steel drawer sides covered by lifetime warranty



Optional drawer liner for bedside cabinet models is removable for cleaning purposes





Solid matching backs provide superior structural integrity



K-D fasteners allow tops to be easily replaced in the field. Doors and drawer fronts are also field-replaceable



Many top styles and options available. Solid surface top with galley rails shown here

Standard top styles:



Belmont (TB)



Santa Fe (TS)



Richmond (TR)



Halifax (TH)

Premium top styles:



Spill Top (TSP)



Solid Surface (TSS)

Face styles:



Elgin (FE)



Dundas (FD)



Ainslie (FA)



Champlain (FC)



Montrose (FM)



Porter (FP)
(Integral Finger Pulls)

Standard kick styles:



Montgomery (KM)



Birmingham (KB)



Providence (KP)



Solid Kick (KS)

Premium kick styles:



Round Post Legs (RL)



Platform Base
with square leg (PB)

Standard pull options:



Curved Pull
• Brushed Stainless (HSC)



Curved Pull
• Brushed Brass (HBC)



Euro Pull (HEP)
• Brushed Stainless



Knob
• Brushed Stainless (HSK)
• Brushed Brass (HBK)

Premium pull options:



Transitional Pull
• Chrome (HTP)



Contemporary Pull
• Brushed Stainless (HCP)


Bedside cabinet options:

- Self-locking caster system
- Drawer liners
- Rear-only casters
- Galley rails
- Drawer locks


Thermofoil laminate finish selection:




Hardrock
Maple (HM)



Candlelight
(CL)



Rustic Cherry
(RC)



Summer Flame
(SF)



Mahogany
(MA)



Cherry
Blossom (CB)



Grenada
(GR)



Chocolate
(CH)



STANCE | HEALTHCARE

45 Goodrich Drive Kitchener, ON N2C 0B8 tel 1.877.395.2623 fax 1.877.395.6270 stancehealthcare.com
S07-17 © Stance Healthcare Inc. all rights reserved.

