


Onward Seating Collection - For Behavioral Health Ordering Guide

When ordering Onward BH seating products, please specify the following information:



For connected seating requirements, please contact our sales office for pricing and assistance.
Specification codes must be added to unit Model No. as shown below.
Upholstery must be specified separately.

Specification code sample:

ONG2IHD - SF

Model No.

Frame
finish code


Specification Codes:

Woodgrain frame finish codes:

- Candlelight (CL)
- Cherry Blossom (CB)
- Chocolate (CH)
- Grenada (GR)
- Hard Rock Maple (HM)
- Mahogany (MA)
- Rustic Cherry (RC)
- Summer Flame (SF)

Onward Seating For Behavioral Health

Different fabrics may be specified on the seat and on the back. In this case, use the higher grade of the two. No additional upcharge applies.



*Shown with optional polyurethane arm caps

Description

Heavy-Duty Guest Chair

Model No. ONG21HD

- Weight: 50 lbs.

Dimensions

Width 24.5
Depth 25
Height 34.25
Seat Height 18.5
Seat Width 21
Arm Height 26.5
Com YD-Back: 1.25
Com YD-Seat: 0.75
Com YD-Arms: 1
Ship Weight 50
Cubic Feet 13

COM

1

2

3


4

5

6

ONG21HD	1258	1391	1531	1673	1817	1962
----------------	-------------	-------------	-------------	-------------	-------------	-------------

Options: • CAL 133 \$98.00/seat • Moisture barrier \$85.00/seat • Polyurethane arm caps \$135.00 list/pair



*Shown with optional polyurethane arm caps

Description

Heavy-Duty Chair, Bariatric model

Model No. ONB31HD

- Weight: 60 lbs.

Dimensions

Width 34.5
Depth 25
Height 34.25
Seat Height 18.5
Seat Width 31
Arm Height 26.5
Com YD-Back: 1.75
Com YD-Seat: 1.25
Com YD-Arms: 1
Ship Weight 60
Cubic Feet 19

COM

1

2

3

4

5


6

ONB31HD	1641	1820	2005	2193	2386	2584
----------------	-------------	-------------	-------------	-------------	-------------	-------------

Options: • CAL 133 \$98.00/seat • Moisture barrier \$85.00/seat • Polyurethane arm caps \$135.00 list/pair

Onward Seating For Behavioral Health

Different fabrics may be specified on the seat and on the back. In this case, use the higher grade of the two. No additional upcharge applies.



*Shown with optional polyurethane arm caps

Description

Heavy-Duty 2 seater

Model No. ON221F-HD

• Weight: 86 lbs.

Dimensions

Width 47.5
Depth 25
Height 34.25
Seat Height 18.5
Seat Width 21
Arm Height 26.5
Com YD-Backs: 2.5
Com YD-Seats: 1.5
Com YD-Arms: 1
Ship Weight 86
Cubic Feet 26

COM

1

2

3

4

5

6

ON221F-HD

2224

2429

2659

2899

3138

3378

Options: • CAL 133 \$98.00/seat • Moisture barrier \$85.00/seat • Polyurethane arm caps (set of 3) \$198.00 list

Description


Heavy-Duty 3 seater

Model No. ON321F-HD

• Weight: 108 lbs.

Dimensions

Width 70
Depth 25
Height 34.25
Seat Height 18.5
Seat Width 21
Arm Height 26.5
Com YD-Backs: 3.75
Com YD-Seats: 2.25
Com YD-Arms: 1
Ship Weight 108
Cubic Feet 42



*Shown with optional polyurethane arm caps

COM

1

2

3

4

5

6

ON321F-HD

3214

3605

3998

4409

4810

5236

Options: • CAL 133 \$98.00/seat • Moisture barrier \$85.00/seat • Polyurethane arm caps (set of 4) \$265.00 list