


Onward Lounge Seating - For Behavioral Health Ordering Guide

When ordering Onward Lounge BH seating products, please specify the following information:



Specification codes must be added to unit Model No. as shown below.

Upholstery and additional options must be specified separately.

For connected seating requirements, please contact our sales office for pricing and assistance.

Specification code sample:

ONLI2IF-BH - CH

Model No.

Arm
cap code

Specification Codes:

Arm cap codes:

Wood

- Candlelight (CL)
- Cherry Blossom (CB)
- Chocolate (CH)
- Grenada (GR)
- Hard Rock Maple (HM)
- Mahogany (MA)
- Rustic Cherry (RC)
- Summer Flame (SF)

Polyurethane

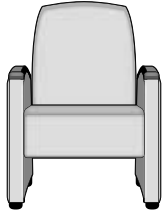
- Black (PB)
- Grey (PG)
- Taupe (PT)

Rigid Polyester

- Black (EB)
- Grey (EG)
- Taupe (ET)
- White (EW)

Onward Lounge Seating For Behavioral Health

Different fabrics may be specified on the seat and on the back. In this case, use the higher grade of the two. No additional upcharge applies.



*Shown with optional wood arm caps

Description

Heavy-Duty Lounge Chair

Part No. ONL121F-BH

- Weight: 68 lbs.

Add back shape code to model number:

- Square Back (-SQ)
- Round Back (-RB)

Dimensions

Width 24.5
Height 34.25
Seat Height 18.5
Seat Width 21
Seat Depth 19
Arm Height 26.5
Com YD-Back: 1.25
Com YD-Seat: 0.75
Com YD-Arms: 3
Weight 68
Cubic Feet 13

COM

1

2

3

4

5

6

ONL121F-BH

1821

2038

2259

2485

2714

2947

Options: • CAL 133 \$195.00 list • Moisture barrier \$160.00 list • Clean-out gap between chair arm and seat cushion \$95.00 list

Arm Caps: • Wood: \$149.00 list/pair • Polyurethane: \$149.00 list/pair • Rigid Polyester: \$195.00 list/pair • Solid Surface: \$350.00 list/pair

Description

Heavy-Duty Lounge Chair, Bariatric model
31" seat width

Part No. ONL131F-BH

- Weight: 82 lbs.

Add back shape code to model number:

- Square Back (-SQ)
- Round Back (-RB)

Dimensions

Width 34.5
Height 34.25
Seat Height 18.5
Seat Width 31
Seat Depth 19
Arm Height 26.5
Com YD-Back: 1.75
Com YD-Seat: 1.25
Com YD-Arms: 3
Weight 82
Cubic Feet 19

COM

1

2

3

4

5

6

ONL131F-BH

2189

2463

2741

3024

3313

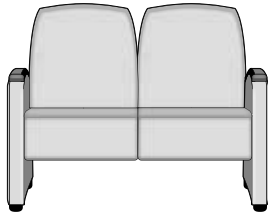
3606

Options: • CAL 133 \$195.00 list • Moisture barrier \$160.00 list • Clean-out gap between chair arm and seat cushion \$95.00 list

Arm Caps: • Wood: \$149.00 list/pair • Polyurethane: \$149.00 list/pair • Rigid Polyester: \$195.00 list/pair • Solid Surface: \$350.00 list/pair

Onward Lounge Seating For Behavioral Health

Different fabrics may be specified on the seat and on the back. In this case, use the higher grade of the two. No additional upcharge applies.



*Shown with optional wood arm caps

Description

Heavy-Duty Lounge, Two-seat span (no center arm)

Part No. ONL221N-BH

- Weight: 106 lbs.

Add back shape code to model number:

- Square Back (-SQ)
- Round Back (-RB)

Dimensions

Width 45.5
Height 34.25
Seat Height 18.5
Seat Width 21
Seat Depth 19
Arm Height 26.5
Com YD-Backs: 2.5
Com YD-Seats: 1.5
Com YD-Arms: 3
Weight 106
Cubic Feet 26

COM

1

2

3

4

5

6

ONL221N-BH

2544

2852

3166

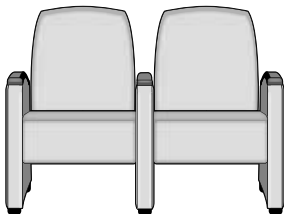
3486

3812

4142

Options: • CAL 133 \$240.00 list • Moisture barrier \$210.00 list • Clean-out gap between chair arm and seat cushion \$95.00 list

Arm Caps: • Wood: \$149.00 list/pair • Polyurethane: \$149.00 list/pair • Rigid Polyester: \$195.00 list/pair • Solid Surface: \$350.00 list/pair



*Shown with optional wood arm caps

Description

Heavy-Duty Lounge, Two-seat span with intervening arm

Part No. ONL221F-BH

- Weight: 120 lbs.

Add back shape code to model number:

- Square Back (-SQ)
- Round Back (-RB)

Dimensions

Width 47.5
Height 34.25
Seat Height 18.5
Seat Width 21
Seat Depth 19
Arm Height 26.5
Com YD-Backs: 2.5
Com YD-Seats: 1.5
Com YD-Arms: 4.5
Weight 120
Cubic Feet 26

COM

1

2

3

4

5

6

ONL221F-BH

3038

3419

3807

4200

4601

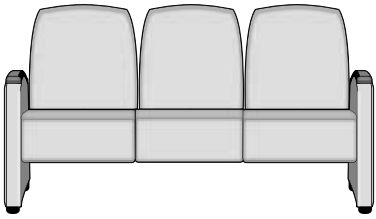
5009

Options: • CAL 133 \$240.00 list • Moisture barrier \$210.00 list • Clean-out gap between chair arm and seat cushion \$95.00 list

Arm Caps: • Wood: \$224.00 list/set of 3 • Polyurethane: \$224.00 list/set of 3 • Rigid Polyester: \$293.00 list/set of 3 • Solid Surface: \$525.00 list/set of 3

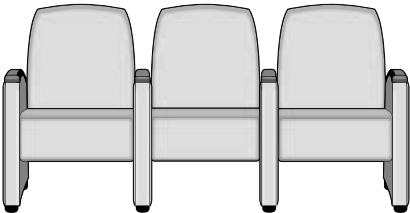
Onward Lounge Seating For Behavioral Health

Different fabrics may be specified on the seat and on the back. In this case, use the higher grade of the two. No additional upcharge applies.

	Description		Dimensions			
 <p>*Shown with optional wood arm caps</p>	Heavy-Duty Lounge, Three-seat span (no center arm)		Width 67			
	Part No. ONL321N-BH • Weight: 140 lbs. Add back shape code to model number: • Square Back (-SQ) • Round Back (-RB)		Height 34.25 Seat Height 18.5 Seat Width 21 Seat Depth 19 Arm Height 26.5 Com YD-Backs: 3.75 Com YD-Seats: 2.25 Com YD-Arms: 3 Weight 140 Cubic Feet 40			
COM						
	1	2	3	4	5	6
ONL321N-BH	3535	3942	4355	4471	5205	5641

Options: • CAL 133 \$295.00 list • Moisture barrier \$265.00 list • Clean-out gap between chair arm and seat cushion \$95.00 list

Arm Caps: • Wood: \$149.00 list/pair • Polyurethane: \$149.00 list/pair • Rigid Polyester: \$195.00 list/pair • Solid Surface: \$350.00 list/pair

	Description		Dimensions			
 <p>*Shown with optional wood arm caps</p>	Heavy-Duty Lounge, Three-seat span with intervening arm		Width 70			
	Part No. ONL321F-BH • Weight: 165 lbs. Add back shape code to model number: • Square Back (-SQ) • Round Back (-RB)		Height 34.25 Seat Height 18.5 Seat Width 21 Seat Depth 19 Arm Height 26.5 Com YD-Backs: 3.75 Com YD-Seats: 2.25 Com YD-Arms: 6 Weight 165 Cubic Feet 42			
COM						
	1	2	3	4	5	6
ONL321F-BH	4366	4890	5422	5966	6518	7079

Options: • CAL 133 \$295.00 list • Moisture barrier \$265.00 list • Clean-out gap between chair arm and seat cushion \$95.00 list

Arm Caps: • Wood: \$298.00 list/set of 4 • Polyurethane: \$298.00 list/set of 4 • Rigid Polyester: \$390.00 list/set of 4 • Solid Surface: \$700.00 list/set of 4