

# Legend Seating Collection - For Behavioral Health Ordering Guide

When ordering Legend seating products, please specify the following information:



Specification codes must be added to unit Model No. as shown below.

Upholstery and additional options must be specified separately.

Specification code sample:

**LHD-21 - SS - MA**

Model No.

Frame  
finish code

Arm  
cap code

## Specification Codes:

### Powdercoat frame finish codes:

- Smooth Black (SB)
- Textured Black (TB)
- Textured Nickel (TN)
- Smooth Silver (SS)
- Gunmetal (GM)
- Metallic Beige (MB)

### Arm cap codes:

#### Wood

- Candlelight (CL)
- Cherry Blossom (CB)
- Chocolate (CH)
- Grenada (GR)
- Hard Rock Maple (HM)
- Mahogany (MA)
- Rustic Cherry (RC)
- Summer Flame (SF)

#### Polyurethane


- Black (PB)
- Grey (PG)
- Taupe (PT)

#### Rigid Polyester

- Black (EB)
- Grey (EG)
- Taupe (ET)
- White (EW)

# Legend Seating For Behavioral Health

Different fabrics may be specified on the seat and on the back. In this case, use the higher grade of the two. No additional upcharge applies.



## Description

Guest chair  
21" seat width  
**Model No. LHD-21**  
• Weight: 50 lbs.

## Dimensions

Width 24.5  
Depth 25.25  
Height 34.25  
Seat Height 18  
Seat Width 21  
Seat Depth 19  
Arm Height 26.5  
Com YD-Back 1  
Com YD-Seat 0.75  
Com YD-Arms 1  
Cubic Feet 13  
Weight 50

### COM


1                      2                      3                      4                      5                      6

LHD-21	1217	1337	1464	1598	1728	1864
--------	------	------	------	------	------	------

**Options:** • CAL 133 \$98.00/seat • Moisture barrier \$85.00/seat • Bolt-to-floor brackets \$85.00/set • Custom frame finish \$28.00/chair

**Arm Caps:** • Wood: No Upcharge • Polyurethane: No Upcharge • Rigid Polyester: \$75.00 list/pair • Solid Surface: \$795.00 list/pair

<b>Additional weight increments:</b>	20 lbs: \$185.00	42 lbs: \$325.00	65 lbs: \$495.00
--------------------------------------	------------------	------------------	------------------



## Description

Guest chair  
24" seat width  
**Model No. LHD-24**  
• Weight: 54 lbs.

## Dimensions

Width 27.5  
Depth 25.25  
Height 34.25  
Seat Height 18  
Seat Width 24  
Seat Depth 19  
Arm Height 26.5  
Com YD-Back 1  
Com YD-Seat 0.75  
Com YD-Arms 1  
Cubic Feet 15  
Weight 54

### COM

1                      2                      3                      4                      5                      6

LHD-24	1339	1476	1626	1773	1925	2066
--------	------	------	------	------	------	------


**Options:** • CAL 133 \$98.00/seat • Moisture barrier \$85.00/seat • Bolt-to-floor brackets \$85.00/set • Custom frame finish \$28.00/chair

**Arm Caps:** • Wood: No Upcharge • Polyurethane: No Upcharge • Rigid Polyester: \$75.00 list/pair • Solid Surface: \$795.00 list/pair

<b>Additional weight increments:</b>	20 lbs: \$185.00	42 lbs: \$325.00	65 lbs: \$495.00
--------------------------------------	------------------	------------------	------------------

# Legend Seating For Behavioral Health

Different fabrics may be specified on the seat and on the back. In this case, use the higher grade of the two. No additional upcharge applies.



**Description**

Guest chair  
31" seat width  
**Model No. LHD-31**  
• Weight: 65 lbs.

**Dimensions**

Width 34.5  
Depth 25.25  
Height 34.25  
Seat Height 18  
Seat Width 31  
Seat Depth 19  
Arm Height 26.5  
Com YD-Back 1.75  
Com YD-Seat 1.25  
Com YD-Arms 1  
Ship Weight 54  
Cubic Feet 19  
Weight 65

**COM**

1                      2                      3                      4                      5                      6

<b>LHD-31</b>	<b>1564</b>	<b>1745</b>	<b>1930</b>	<b>2119</b>	<b>2311</b>	<b>2506</b>
---------------	-------------	-------------	-------------	-------------	-------------	-------------

**Options:** • CAL 133 \$98.00/seat • Moisture barrier \$85.00/seat • Bolt-to-floor brackets \$85.00/set • Custom frame finish \$28.00/chair

**Arm Caps:** • Wood: No Upcharge • Polyurethane: No Upcharge • Rigid Polyester: \$75.00 list/pair • Solid Surface: \$795.00 list/pair

<b>Additional weight increments:</b>	20 lbs: \$185.00	42 lbs: \$325.00	65 lbs: \$495.00
--------------------------------------	------------------	------------------	------------------