

legend

seating for behavioral health



legend bh

Legend Seating for Behavioral Health provides durability, safety and an attractive aesthetic. The chair can be specified in three seat widths. Sled base and wall-saver rear leg design are standard. Legend also includes square and rectangular freestanding tables.

Features

- Limited Lifetime Warranty
- Fully-welded 14-gauge powdercoated steel frame
- All fasteners are tamper-resistant
- Wallsaver leg design protects walls from damage
- Nylon glides are non-removable and protect floors from damage

Options

- Custom frame and arm cap finishes
- Choice of wood, polyurethane, polyester or solid surface arm caps
- Contrasting fabrics
- Bolt-to-floor brackets
- Added weight
- CALTB 133 Compliance
- Moisture Barrier



features



Extended handgrip design enables easier ingress and egress



Arm caps available in choice of 4 material types



Wall saver rear leg design prevents damage to walls



Clean-out space between seat and back



Fully-welded frame design eliminates fasteners that can loosen over time



Table tops feature rounded edges to reduce risk of injury

Statement of Line




Guest Chair
(21" seat)



Guest Chair
(24" seat)

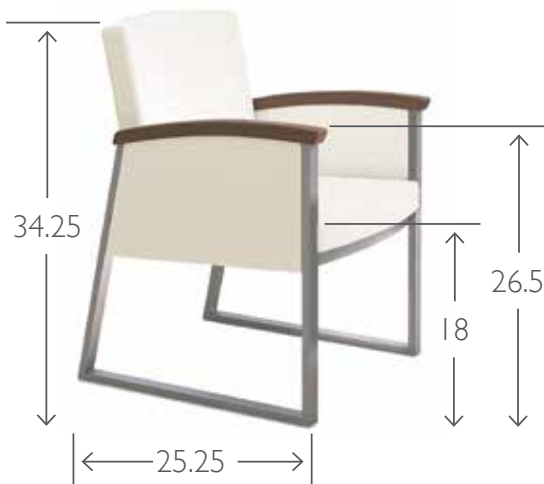


Guest Chair
(31" seat)




Square and
rectangular tables
(Several sizes available)

Dimensions:




Legend also includes an occasional table in various sizes.
18" x 18" 18" x 30" 18" x 42"

Wood/laminate finish selection (solid surface finishes also available for tabletops):




Metal frame finish selections: **Custom frame finishes available on request*



Polyurethane arm cap finishes:



Rigid polyester arm cap finishes:



STANCE | HEALTHCARE

45 Goodrich Drive Kitchener, ON N2C 0B8 tel 1.877.395.2623 fax 1.877.395.6270 stancehealthcare.com
S04-18 © Stance Healthcare Inc. all rights reserved.

